



FOR LEASE DELTA CROSSING

NWC SAGINAW HWY & I-96, LANSING (DELTA TWP), MI 48917

NEW 350,000 SF
SHOPPING CENTER

**FOR
LEASE**



LANDMARK
COMMERCIAL ▲ REAL ESTATE ▲ SERVICES

RICHARD A. SHLOM

Managing Director
rshlom@landmarkcres.com
(248) 488-2620

DAVID M. WARD

Director
dward@landmarkcres.com
(248) 488-2620

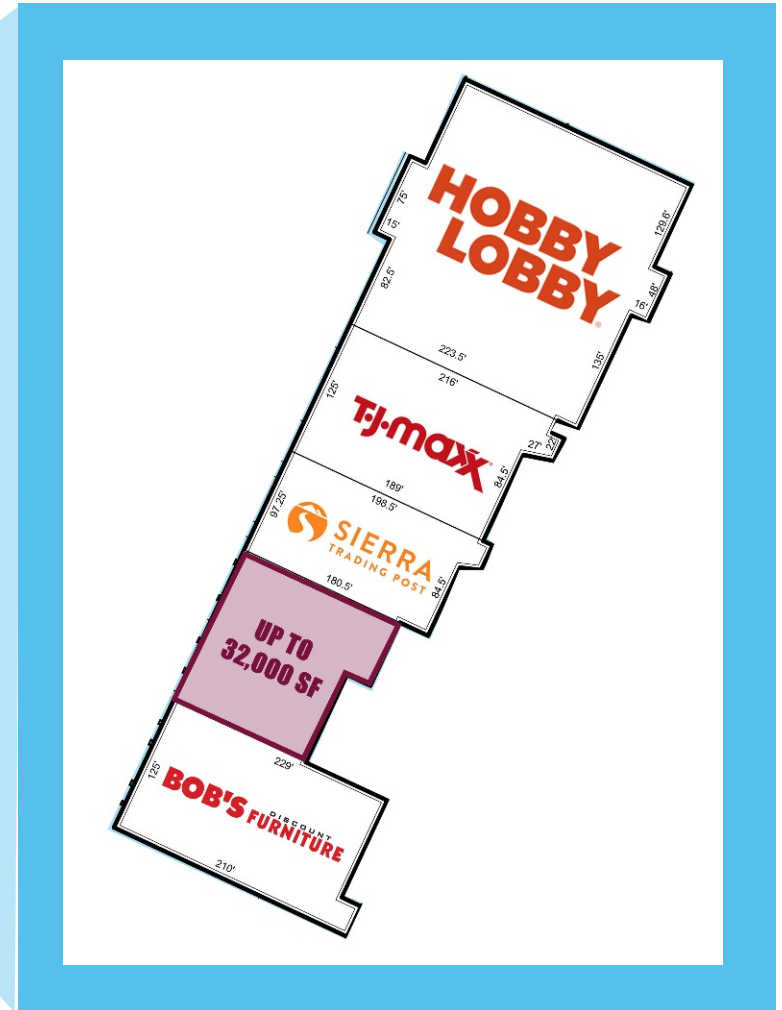
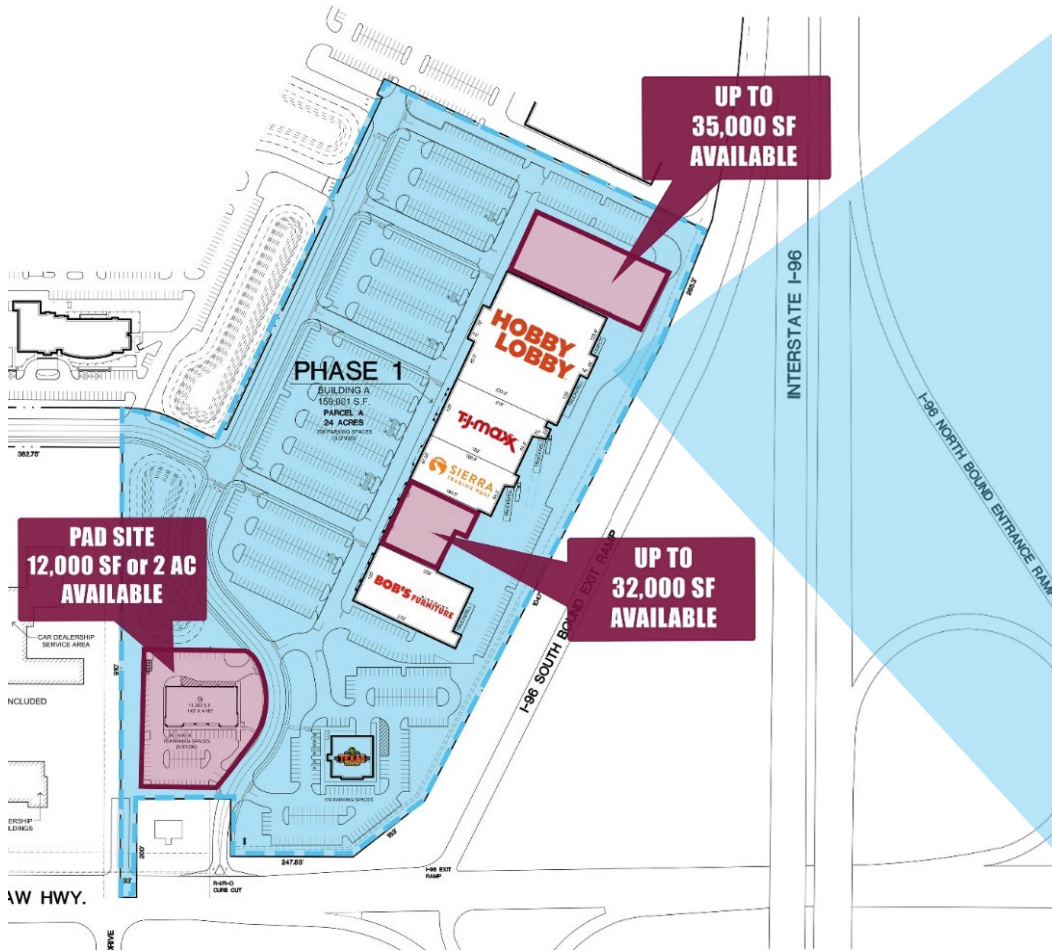
CONTACT US

30500 Northwestern Hwy, Suite 200
Farmington Hills, MI 48334

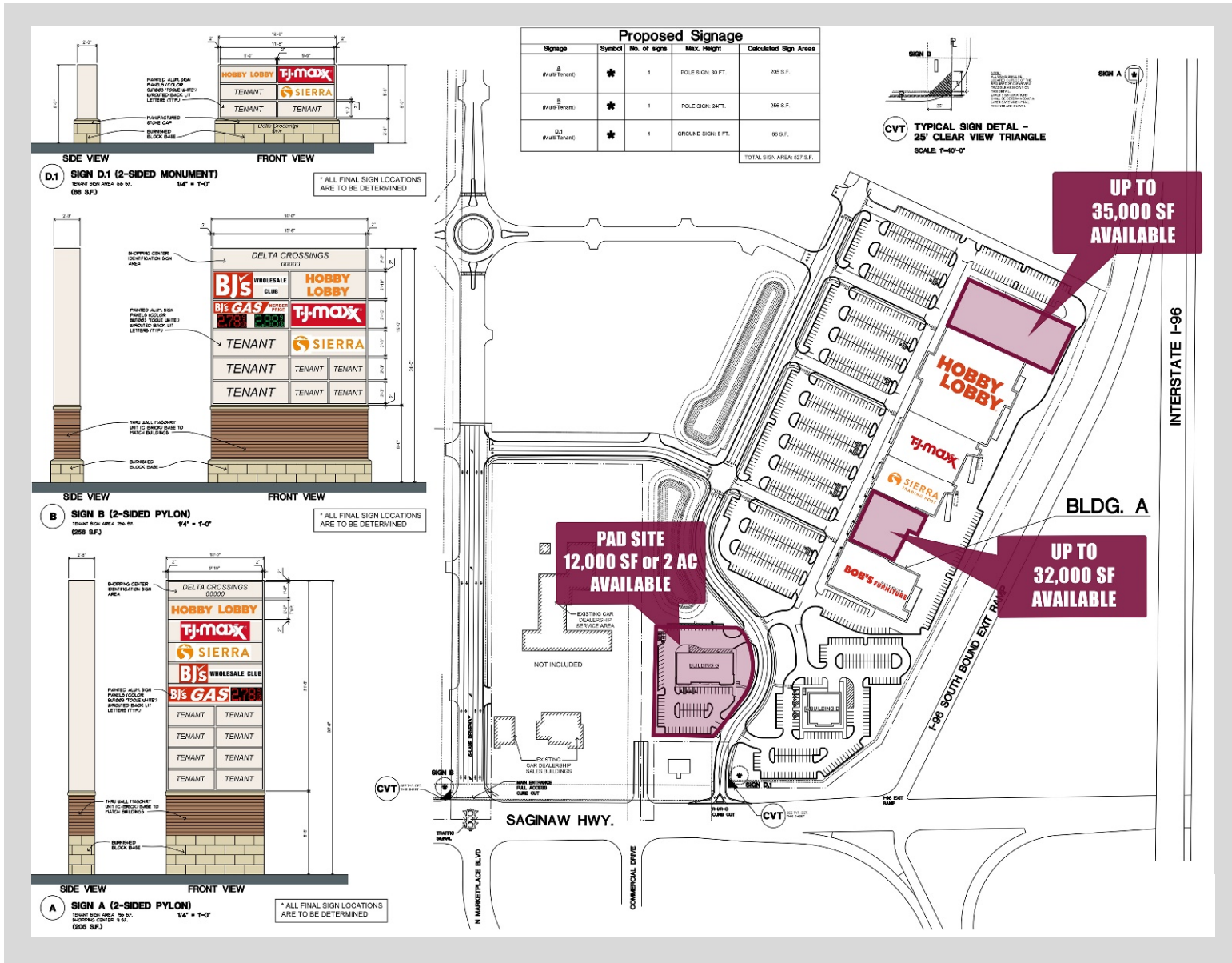
Phone: (248) 488-2620

landmarkcres.com

SITE PLAN – PHASE I



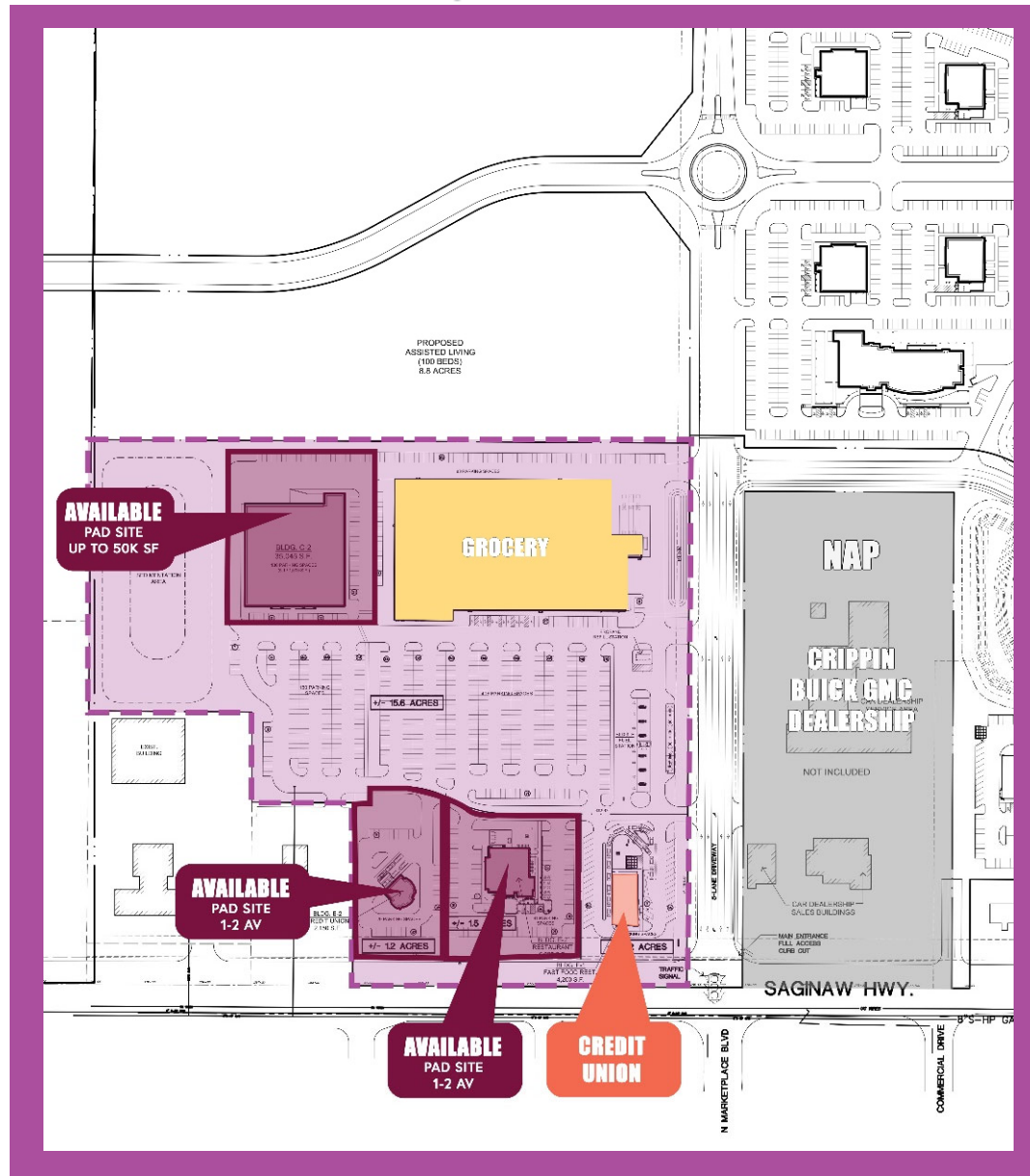
SITE SIGN PLAN – PHASE I



OVERALL SITE PLAN

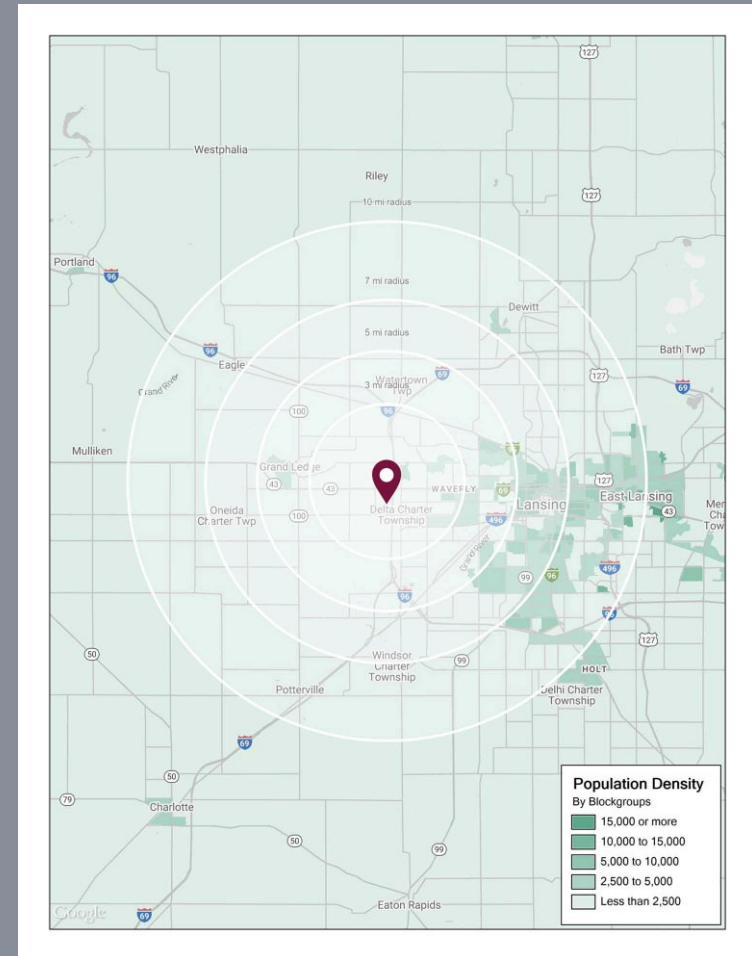


SITE PLAN – PHASE II



DEMOGRAPHICS

DESCRIPTION		3 MILE	5 MILE	7 MILE	10 MILE
POPULATION	2020 Estimated Population	26,320	59,996	126,624	250,922
	2025 Projected Population	26,572	60,730	129,433	256,031
	2010 Census Population	25,213	58,895	122,831	241,773
	2000 Census Population	22,673	56,527	123,289	237,028
	Projected Annual Growth 2020 to 2025	0.2%	0.2%	0.4%	0.4%
	Historical Annual Growth 2000 to 2020	0.8%	0.3%	0.1%	0.3%
HOUSEHOLDS	2020 Estimated Households	12,098	26,877	55,236	105,825
	2025 Projected Households	12,179	27,160	56,466	107,939
	2010 Census Households	11,203	25,505	51,919	98,876
	2000 Census Households	9,731	23,555	50,581	95,286
	Projected Annual Growth 2020 to 2025	0.1%	0.2%	0.4%	0.4%
	Historical Annual Growth 2000 to 2020	1.2%	0.7%	0.5%	0.6%
RACE	2020 Est. White	78.1%	74.3%	66.2%	69.5%
	2020 Est. Black	10.5%	13.9%	19.9%	15.7%
	2020 Est. Asian or Pacific Islander	5.6%	4.7%	4.6%	6.1%
	2020 Est. American Indian or Alaska Native	0.5%	0.5%	0.6%	0.6%
	2020 Est. Other Races	5.3%	6.6%	8.8%	8.1%
INCOME	2020 Est. Average Household Income	\$91,085	\$85,088	\$71,524	\$70,313
	2020 Est. Median Household Income	\$72,982	\$65,250	\$56,400	\$56,668
	2020 Est. Per Capita Income	\$42,000	\$38,200	\$31,299	\$30,060
	2020 Est. Total Businesses	1,061	2,685	5,673	10,832
BUSINESS	2020 Est. Total Employees	21,961	41,607	108,104	169,194



NWC SAGINAW HWY, I-96, LANSING (DELTA TWP), MI 48917