

# FOR LEASE

## GREENFIELD PLAZA



## 22555-22883 GREENFIELD ROAD SOUTHFIELD, MI 48076

### PROPERTY HIGHLIGHTS:

- Former Art Van Furniture - 64,600 SF, can demised
- Additional available unit of 3,000 SF
- Landlord will consider reducing the Art Van square footage to create additional parking
- Multiple ingress & egress access points off Greenfield & 9 Mile Road
- Extremely high daytime population, with over 130,000 people within 3 miles
- Maximum visibility and exposure
- In close proximity to I-696, US-10 & Northwestern Hwy
- Located adjacent to Providence Hospital & potential redevelopment of former Northland Mall (125 acres)

The information provided herein along with any attachment(s) was obtained from sources believed to be reliable, however, Friedman Real Estate makes no guarantees, warranties, or representations as to the completeness or accuracy of such information and legal counsel is advised. All information provided is subject to verification and no liability for reliance on such information or errors or omissions is assumed. The presentation of this property is submitted subject to errors, omissions, change of price or conditions, prior sale or lease, or withdrawal without notice. Copyright © 2021 Friedman Real Estate. All rights reserved.

### FOR MORE INFORMATION PLEASE CONTACT:



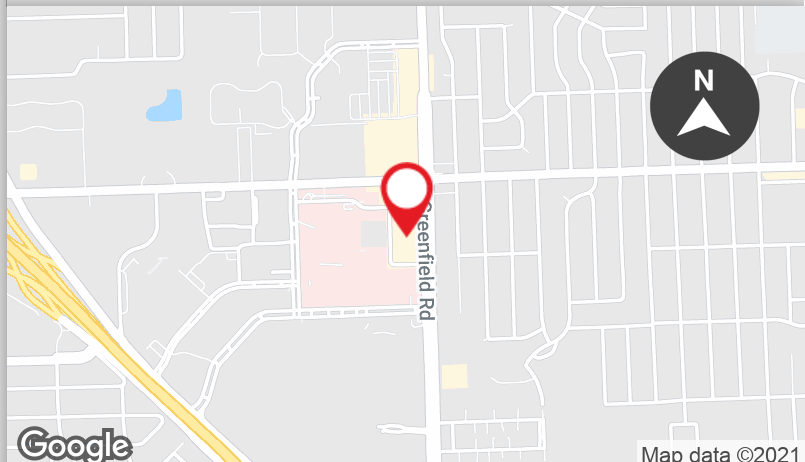
**ALAN STERN**  
alan.stern@freg.com



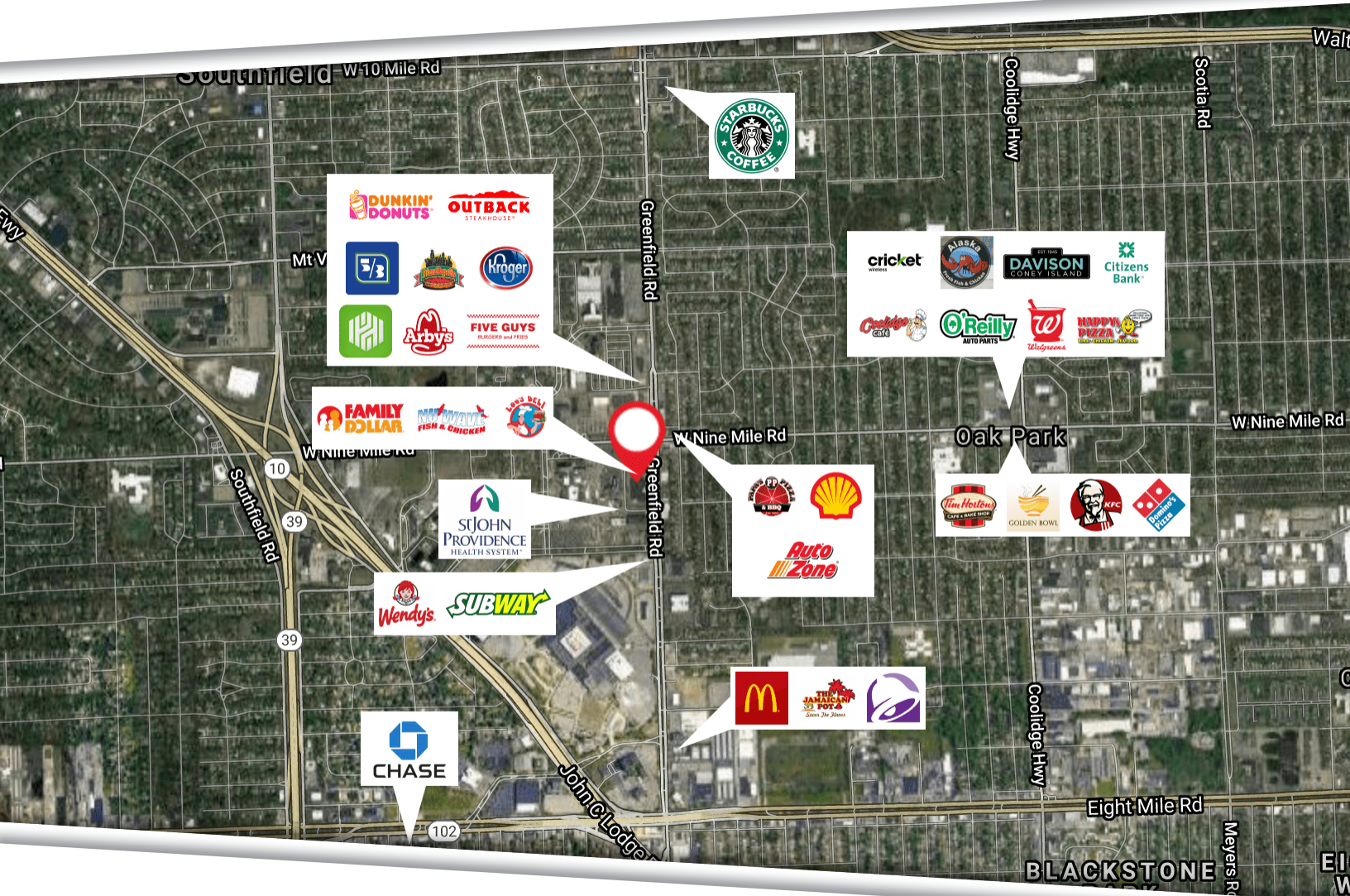
**JOSH WARD**  
josh.ward@freg.com

**248.324.2000**

**eCODE 133**



# GREENFIELD PLAZA LOCATION OVERVIEW



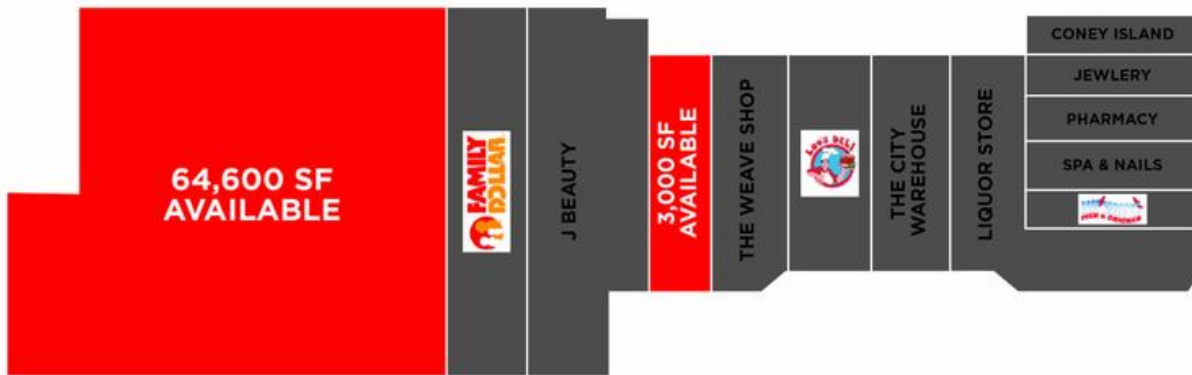
TRAFFIC COUNTS	
INTERSECTION	CARS PER DAY
Greenfield Rd & Miller St S	33,697
Greenfield Rd & Foster Winter Dr S	37,356
Greenfield Rd & W 9 Mile Rd N	46,477
W 9 Mile Rd & Greenfield Rd E	46,477

DEMOGRAPHICS			
	1 MILE	3 MILES	5 MILES
Total Population	14,833	148,081	427,700
Total Households	6,371	58,803	168,770
Average HH Income	\$58,613	\$58,058	\$61,759

# GREENFIELD PLAZA

## PROPERTY **AVAILABILITY**

**GREENFIELD PLAZA**  
 22555-22883 GREENFIELD RD  
 SOUTHFIELD, MI 48075



### AVAILABLE SUITES

SPACE	SPACE USE	LEASE RATE	SIZE (SF)	TERM
SUITE A	Strip Center	Negotiable	64,600 SF	Negotiable
SUITE B	Strip Center	Negotiable	3,000 SF	Negotiable