

# FOR LEASE TANASBOURNE SHOPS



## LOCATION

NWC of NW Evergreen Pkwy and NW 185th Ave in Hillsboro, OR

## AVAILABLE SPACE

6,500 SF | 4,267 SF

## HIGHLIGHTS

- Located in the heart of the Tanasbourne trade area off Highway 26 with high traffic volumes and great visibility to NW 185th Ave.
- Nearby Tanasbourne Town Center co-tenants include: Target, Best Buy, Michael's, Old Navy, Ross, Nordstrom Rack, Marshalls, Sierra Trading Post, Office Depot, Barnes & Noble and Bed Bath & Beyond.
- Located in a vibrant and desirable economic corridor which is home to Intel, Genentech, Yahoo! and the nearby Nike World Headquarters in Beaverton.
- The center is in close proximity to Kaiser Permanente's Westside Medical Center which has over 1,100 employees.

## TRAFFIC COUNTS

Highway 26 – 112,810 ADT ('20)  
NW 185th Ave – 54,409 ADT ('18)  
NW Evergreen Pkwy – 20,931 ADT ('20)



**COMMERCIAL  
REALTY ADVISORS  
NORTHWEST LLC**

**Jeff Olson** 503.957.1452 | jeff@cra-nw.com

**Kelli Maks** 503.680.3765 | kelli@cra-nw.com

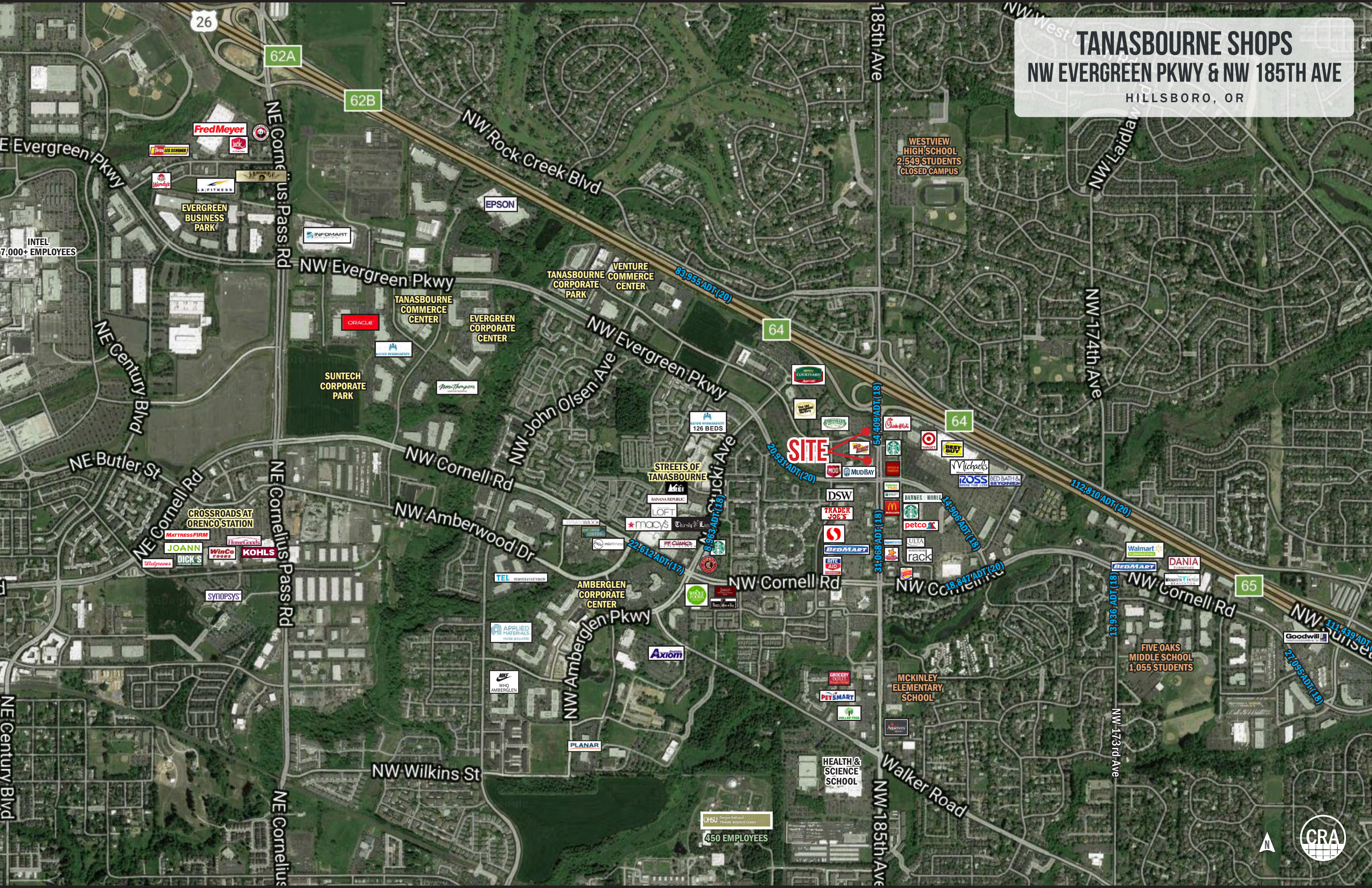
**503.274.0211**  
**www.cra-nw.com**



# TANASBOURNE SHOPS

## NW EVERGREEN PKWY & NW 185TH AVE

HILLSBORO, OR



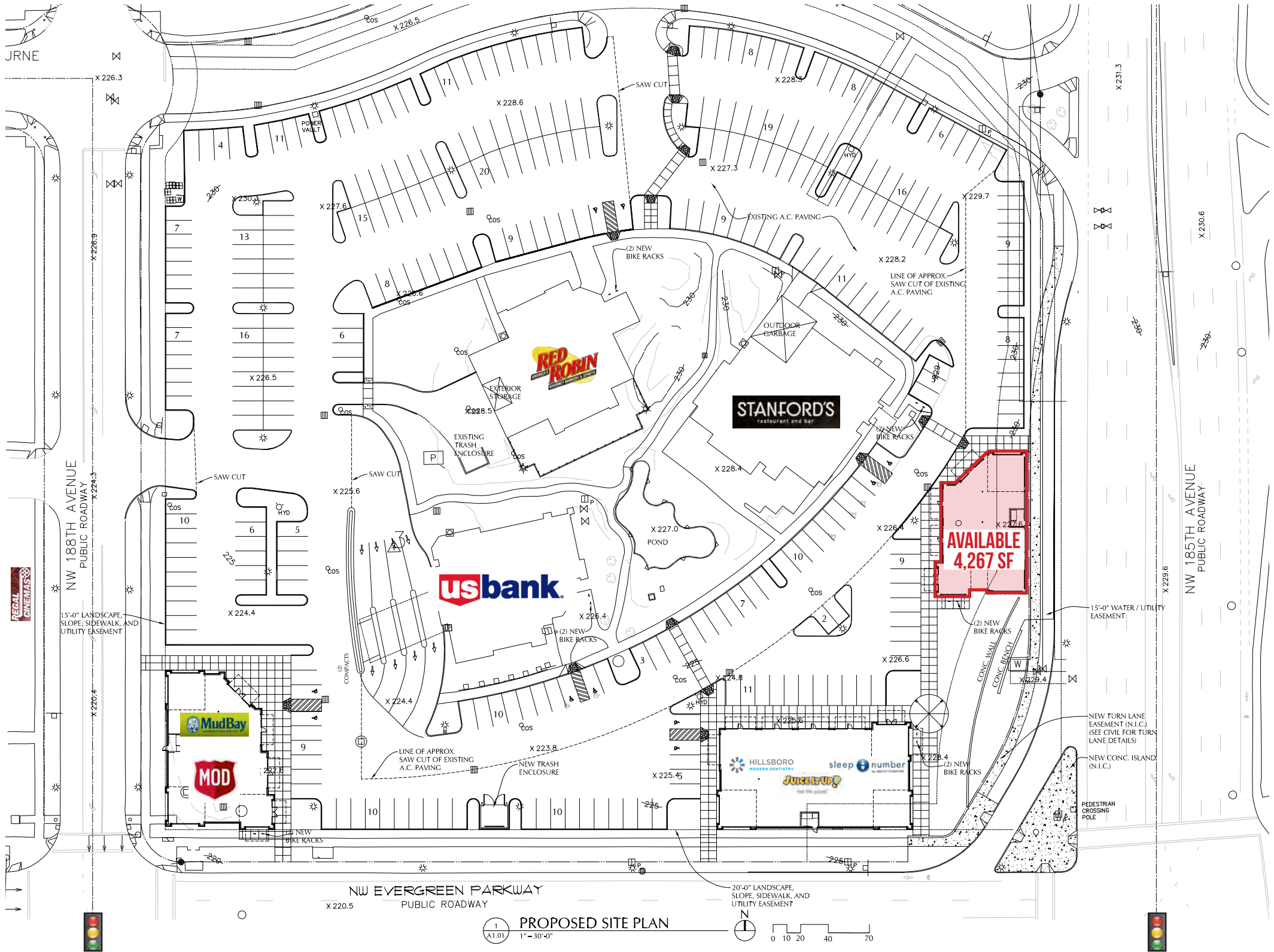




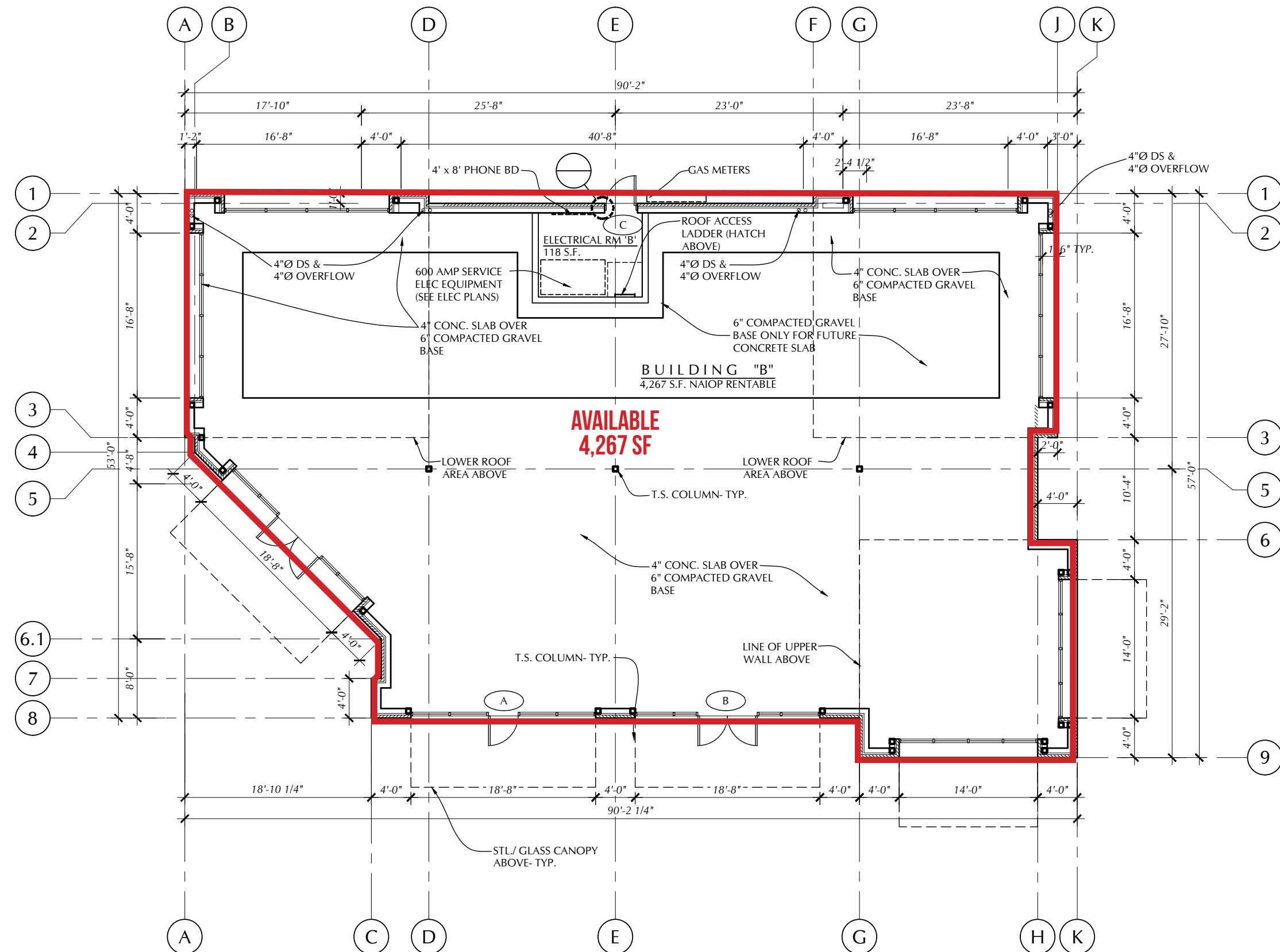


SITE PLAN

TANASBOURNE SHOPS  
NW EVERGREEN PKWY & NW 185TH AVE  
HILLSBORO, OR



**TANASBOURNE SHOPS**  
**NW EVERGREEN PKWY & NW 185TH AVE**  
**HILLSBORO, OR**





# TANASBOURNE SHOPS

## NW EVERGREEN PKWY & NW 185TH AVE

HILLSBORO, OR

### DEMOGRAPHIC SUMMARY

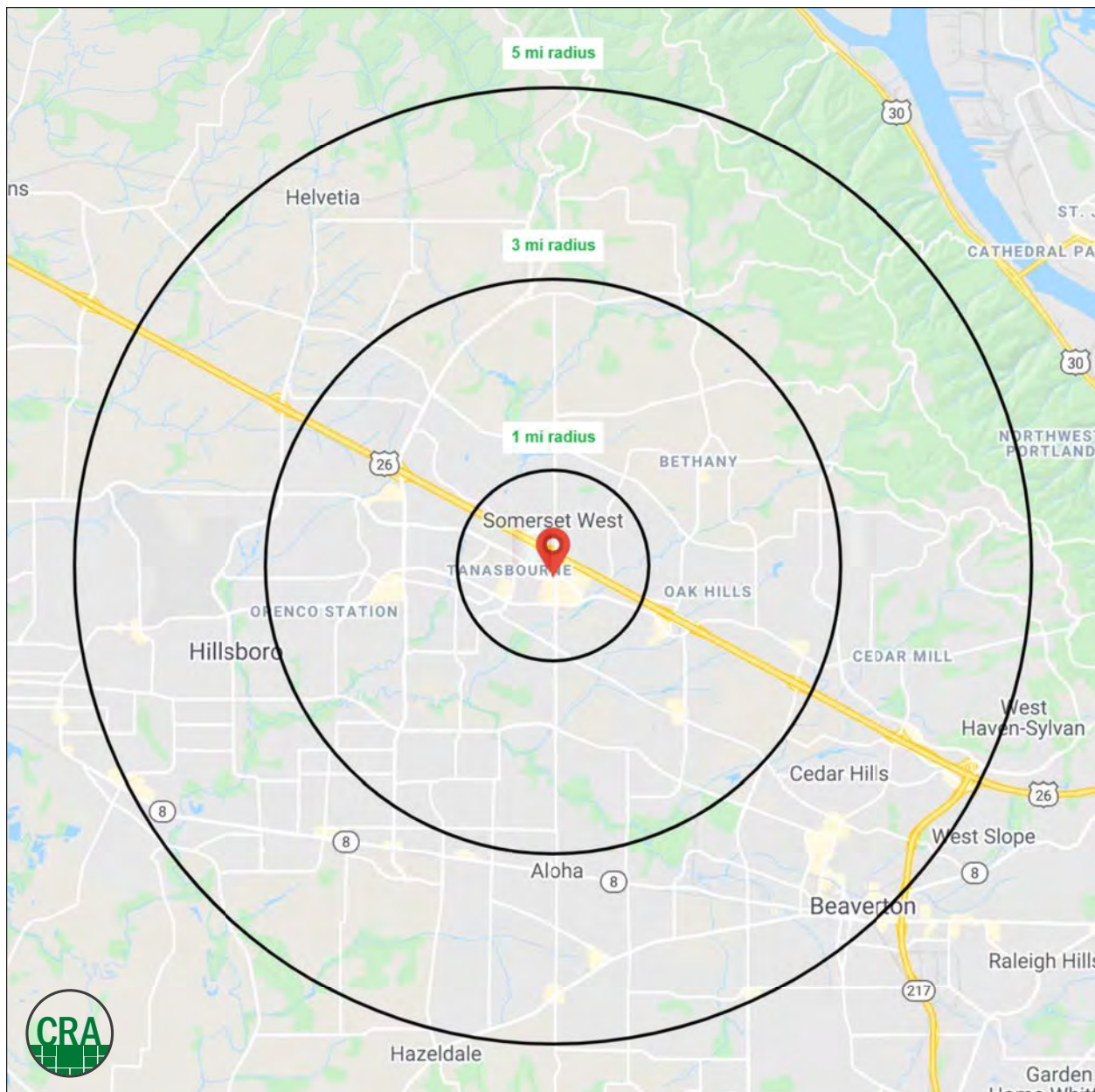
Source: Regis - SitesUSA (2020)	1 MILE	3 MILE	5 MILE
Estimated Population 2020	22,237	143,264	283,610
Average HH Income	\$98,651	\$116,276	\$116,669
Median HH Income	\$85,565	\$98,407	\$95,463
Median Home Value	\$409,020	\$432,196	\$438,168
Daytime Demographics 16+	15,236	81,988	166,911
Some College or Higher	80.8%	80.8%	76.7%

**\$116,276**

Average Household Income  
3 MILE RADIUS

**81,988**

Daytime Demographics  
Age 16 Years or Over  
3 MILE RADIUS



# SUMMARY PROFILE

2000-2010 Census, 2020 Estimates with 2025 Projections

Calculated using Weighted Block Centroid from Block Groups



Lat/Lon: 45.54/-122.8682

RS1

## Tanasbourne Shops

Hillsboro, OR 97124

1 mi radius 3 mi radius 5 mi radius

POPULATION	2020 Estimated Population	22,237	143,264	283,610
	2025 Projected Population	23,480	150,766	297,766
	2010 Census Population	19,337	114,921	237,120
	2000 Census Population	17,575	88,369	191,723
	Projected Annual Growth 2020 to 2025	1.1%	1.0%	1.0%
	Historical Annual Growth 2000 to 2020	1.3%	3.1%	2.4%
	2020 Median Age	34.5	34.7	35.5
HOUSEHOLDS	2020 Estimated Households	9,758	55,965	107,990
	2025 Projected Households	10,360	59,139	113,982
	2010 Census Households	8,465	44,448	89,527
	2000 Census Households	7,713	34,218	72,824
	Projected Annual Growth 2020 to 2025	1.2%	1.1%	1.1%
	Historical Annual Growth 2000 to 2020	1.3%	3.2%	2.4%
RACE AND ETHNICITY	2020 Estimated White	64.7%	63.8%	66.7%
	2020 Estimated Black or African American	3.4%	3.5%	3.2%
	2020 Estimated Asian or Pacific Islander	20.9%	21.6%	16.5%
	2020 Estimated American Indian or Native Alaskan	0.6%	0.6%	0.7%
	2020 Estimated Other Races	10.4%	10.5%	12.8%
	2020 Estimated Hispanic	11.4%	12.8%	16.9%
INCOME	2020 Estimated Average Household Income	\$98,651	\$116,276	\$116,669
	2020 Estimated Median Household Income	\$85,565	\$98,407	\$95,463
	2020 Estimated Per Capita Income	\$43,417	\$45,482	\$44,494
EDUCATION (AGE 25+)	2020 Estimated Elementary (Grade Level 0 to 8)	2.6%	2.8%	3.8%
	2020 Estimated Some High School (Grade Level 9 to 11)	3.2%	3.3%	4.0%
	2020 Estimated High School Graduate	13.4%	13.2%	15.5%
	2020 Estimated Some College	18.1%	17.5%	19.4%
	2020 Estimated Associates Degree Only	10.5%	9.1%	9.4%
	2020 Estimated Bachelors Degree Only	30.2%	30.5%	28.2%
	2020 Estimated Graduate Degree	22.0%	23.7%	19.7%
BUSINESS	2020 Estimated Total Businesses	854	3,796	8,566
	2020 Estimated Total Employees	9,797	46,816	96,202
	2020 Estimated Employee Population per Business	11.5	12.3	11.2
	2020 Estimated Residential Population per Business	26.1	37.7	33.1

This report was produced using data from private and government sources deemed to be reliable. The information herein is provided without representation or warranty.

*For more information, please contact:*

**JEFF OLSON** 503.957.1452 | [jeff@cra-nw.com](mailto:jeff@cra-nw.com)

**KELLI MAK** 503.680.3765 | [kelli@cra-nw.com](mailto:kelli@cra-nw.com)



KNOWLEDGE

RELATIONSHIPS

EXPERIENCE



**COMMERCIAL  
REALTY ADVISORS  
NORTHWEST LLC**

*Licensed brokers in Oregon & Washington*

 733 SW Second Avenue, Suite 200 • Portland, Oregon 97204



[www.cra-nw.com](http://www.cra-nw.com)



503.274.0211

The information herein has been obtained from sources we deem reliable. We do not, however, guarantee its accuracy. All information should be verified prior to purchase/leasing. View the Real Estate Agency Pamphlet by visiting our website, [www.cra-nw.com/home/agency-disclosure.html](http://www.cra-nw.com/home/agency-disclosure.html). CRA PRINTS WITH 30% POST-CONSUMER, RECYCLED-CONTENT MATERIAL.