

For Lease

Retail | 1,392 - 24,891 SF

Jackson Crossing Regional Mall



Jackson Crossing

1092 Jackson Crossing
Jackson, Michigan 49202

Property Highlights

- Regional mall in Jackson, MI with interior in-line space for lease
- Available space ranging in size from 1,392 SF to a recently renovated 24,891 SF junior anchor space
- Small spaces less than 1,000 SF also available
- Lease rates vary by suite size, location
- Join Target, Kohl's, Best Buy, T.J. Maxx, Dunham's and more!
- Directly south of US 127 and I-94 highway interchange servicing all parts of Mid-Michigan

Property Description

Regional Mall located in Jackson, MI with current tenants including small retail chains and large anchor tenants alike. Ample parking surrounds the site, in addition to multiple restaurants around the perimeter. Several in-line spaces available for lease with negotiable terms.

OFFERING SUMMARY

Available SF	310 - 24,891 SF
Lease Rate	\$10.00 - 16.00 SF/yr (MG)
Building Size	654,147 SF

DEMOGRAPHICS

Stats	Population	Avg. HH Income
1 Mile	4,379	\$42,591
3 Miles	48,241	\$40,926
5 Miles	95,560	\$45,953

For more information

Ryan Shapiro, Commercial Advisor

O: 517 487 9222 | C: 517 894 4204
ryanshapiro@naimidmichigan.com

Tanner Lundberg, Commercial Advisor

O: 517 487 9222 | C: 517 281 1962
tlundberg@naimidmichigan.com

For Lease

Retail | 1,392 - 24,891 SF

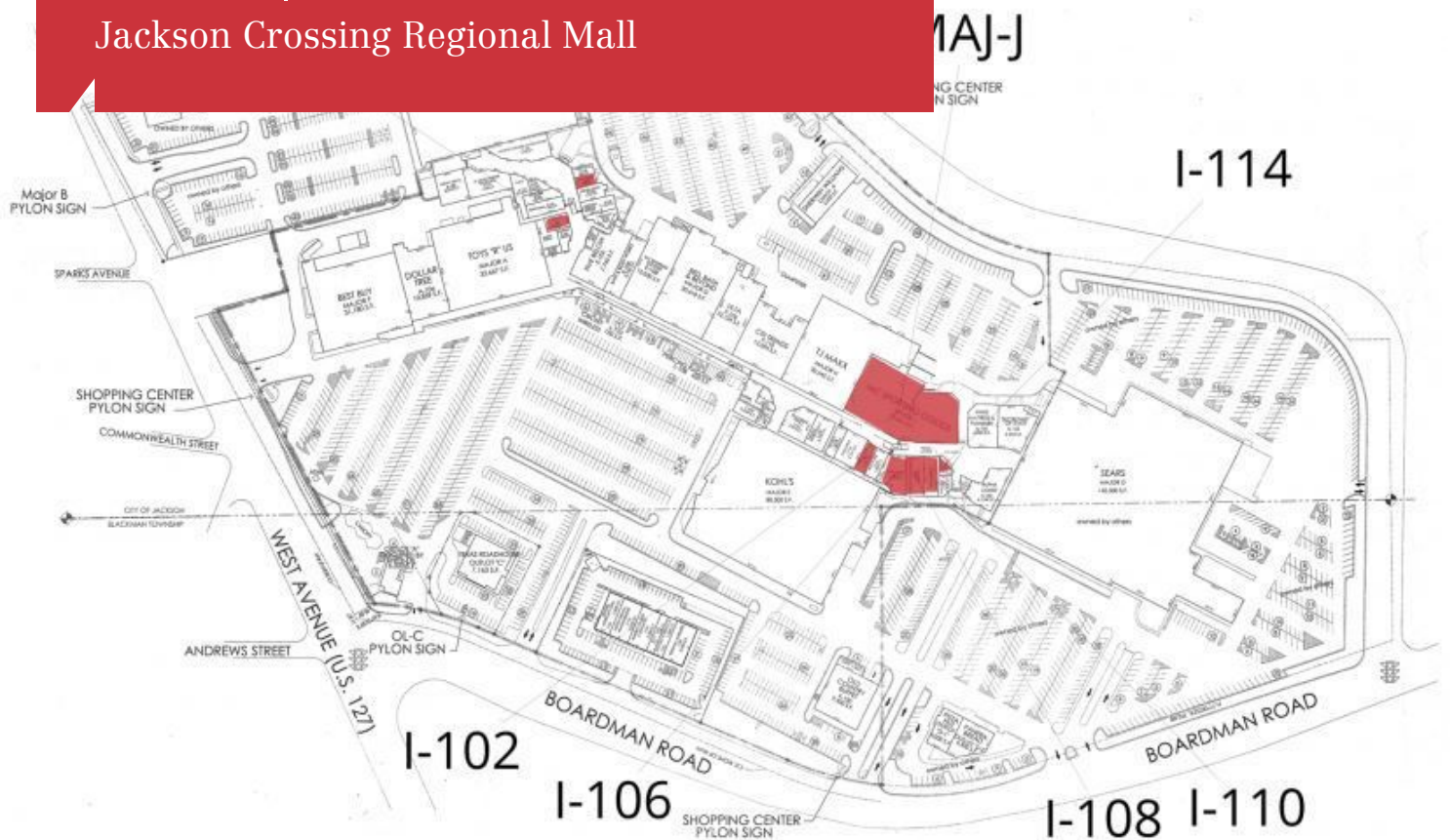
Jackson Crossing Regional Mall



For Lease

Retail | 1,392 - 24,891 SF

Jackson Crossing Regional Mall



AVAILABLE

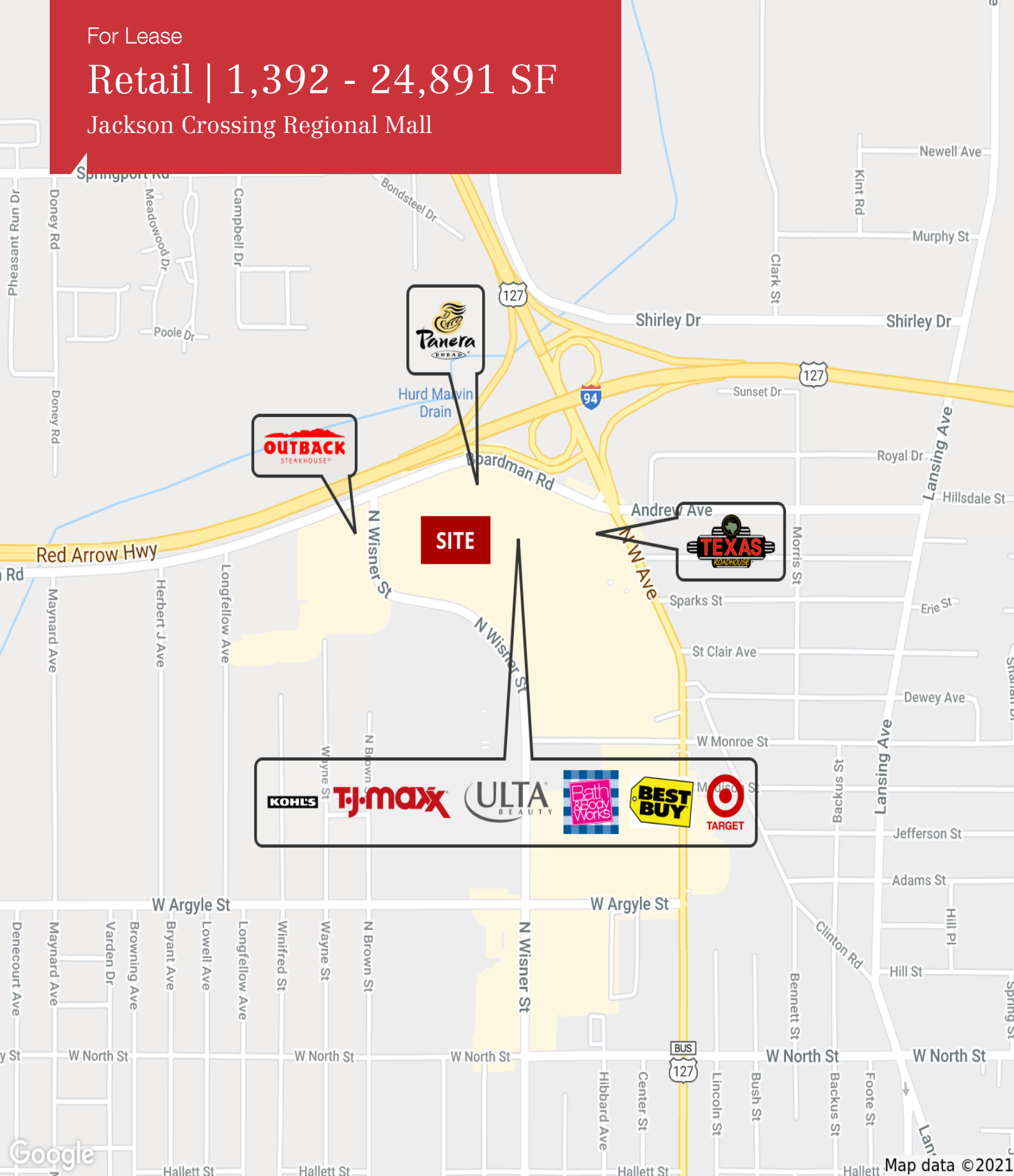
AVAILABLE SPACES

SPACE	LEASE RATE	SIZE (SF)
D-102	NEGOTIABLE	839 SF
MAJ-J	NEGOTIABLE	24,891 SF
B-102	NEGOTIABLE	1,392 SF
I-102	NEGOTIABLE	310 SF
I-104	\$10.00 SF/YR	798 SF
I-106	NEGOTIABLE	2,400 SF
I-108	NEGOTIABLE	2,800 SF
I-110	NEGOTIABLE	3,206 SF

For Lease

Retail | 1,392 - 24,891 SF

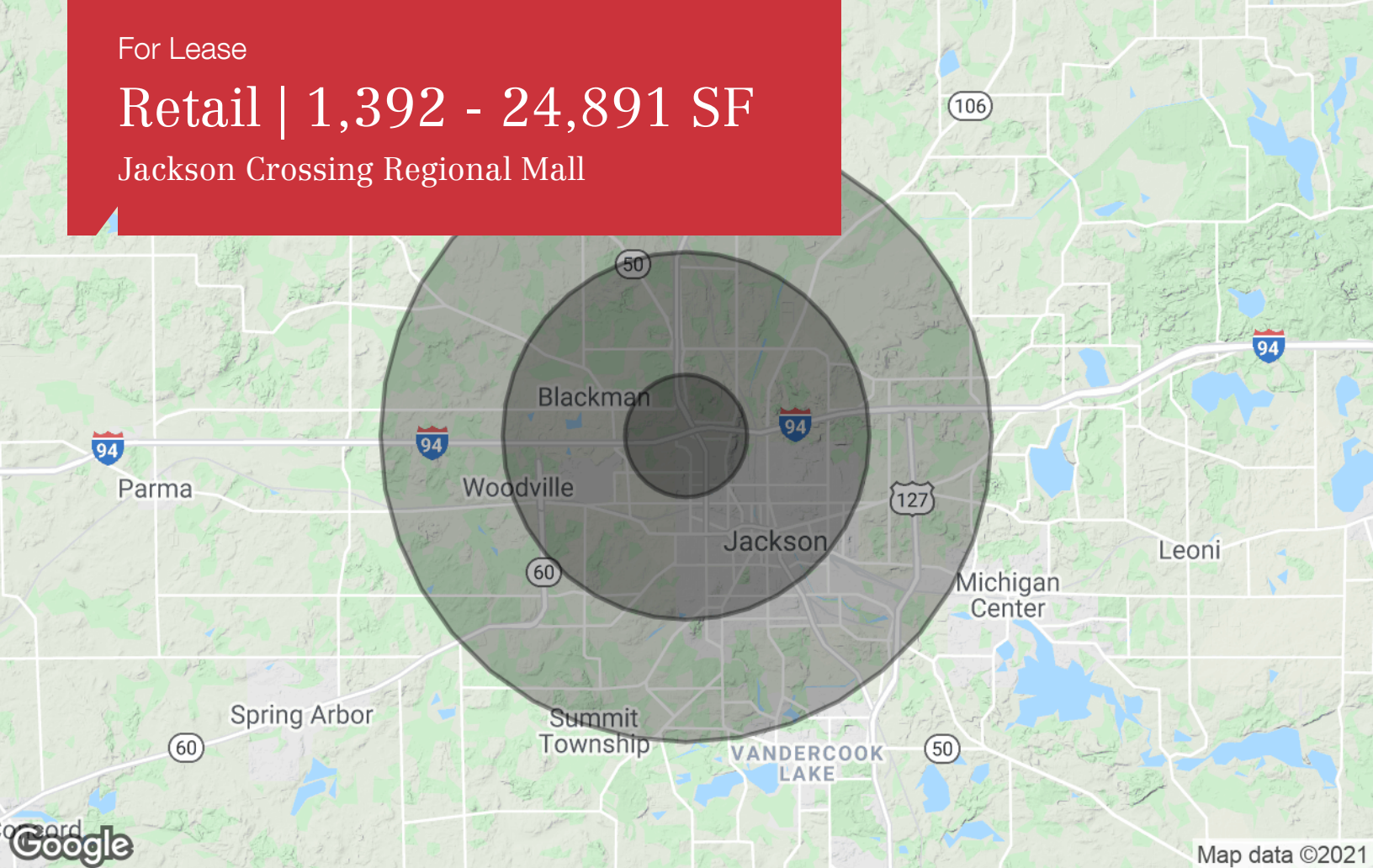
Jackson Crossing Regional Mall



For Lease

Retail | 1,392 - 24,891 SF

Jackson Crossing Regional Mall



Population

TOTAL POPULATION
MEDIAN AGE
MEDIAN AGE (MALE)
MEDIAN AGE (FEMALE)

1 Mile

4,379
36.6
33.3
39.8

3 Miles

48,241
35.8
33.7
36.6

5 Miles

95,560
36.8
34.8
37.1

Households & Income

TOTAL HOUSEHOLDS
OF PERSONS PER HH
AVERAGE HH INCOME
AVERAGE HOUSE VALUE

1 Mile

1,954
2.2
\$42,591

3 Miles

19,618
2.5
\$40,926
\$87,486

5 Miles

36,061
2.6
\$45,953
\$128,926

* Demographic data derived from 2010 US Census