

2,596 - 8,880 SF SOMERSET TOWN CENTER



FOR LEASE



4270-4310 Miller Rd

Flint, Michigan 48507

Property Highlights

- For Lease Somerset Town Center
- Available Spaces: 2,596-8,880 SF
- Located Near Major Retailers Including: Best Buy, Target, Macy's, Planet Fitness, Panera Bread, Belle Tire and Many More
- Near I-96 Freeway
- Turnkey Former Pier One Space Available For Multiple Uses
- Pier One 2019 Sales Exceeded \$1.1MM, with Net Profits at \$200k+. A Strong Location. Corporate Recently Made the Decision to Keep this Store Open While Others Closed Across the Country, Due to its Profitability

OFFERING SUMMARY

Lease Rate:	Contact Listing Agent(s)
Available SF:	2,596 - 8,880 SF
Lot Size:	
Building Size:	51,000 SF

DEMOGRAPHICS 1 MILE 5 MILES 10 MILES

Total Households	868	43,415	133,282
Total Population	1,882	107,039	336,611
Average HH Income	\$43,583	\$51,298	\$49,143

SPACES LEASE RATE SPACE SIZE

Suite 110	Contact Listing Agent(s)	3,352 SF
Suite 130	Contact Listing Agent(s)	2,596 SF
Suite 165	Contact Listing Agent(s)	8,880 SF



Commercial Real Estate Services, Worldwide.

www.naifarberman.com

Carrie Weiss

Sales and Leasing Associate | 248.351.6328
weiss@farberman.com

Erik Lawshe

Sales Associate | 248.351.6333
lawshe@farberman.com

NO WARRANTY, EXPRESS OR IMPLIED, IS MADE AS TO THE ACCURACY OF THE INFORMATION CONTAINED HEREIN. THIS INFORMATION IS SUBMITTED SUBJECT TO ERRORS, OMISSIONS, CHANGE OF PRICE, RENTAL OR OTHER CONDITIONS, WITHDRAWAL WITHOUT NOTICE, AND IS SUBJECT TO ANY SPECIAL LISTING CONDITIONS IMPOSED BY OUR PRINCIPALS. COOPERATING BROKERS, BUYERS, TENANTS AND OTHER PARTIES WHO RECEIVE THIS DOCUMENT SHOULD NOT RELY ON IT, BUT SHOULD USE IT AS A STARTING POINT OF ANALYSIS, AND SHOULD INDEPENDENTLY CONFIRM THE ACCURACY OF THE INFORMATION CONTAINED HEREIN THROUGH A DUE DILIGENCE REVIEW OF THE BOOKS, RECORDS, FILES AND DOCUMENTS THAT CONSTITUTE RELIABLE SOURCES OF THE INFORMATION DESCRIBED HEREIN. LOGOS ARE FOR IDENTIFICATION PURPOSES ONLY AND MAY BE TRADEMARKS OF THEIR RESPECTIVE COMPANIES. NAI CAPITAL, INC. CA BRE LIC. #01990696.

2,596 - 8,880 SF SOMERSET TOWN CENTER



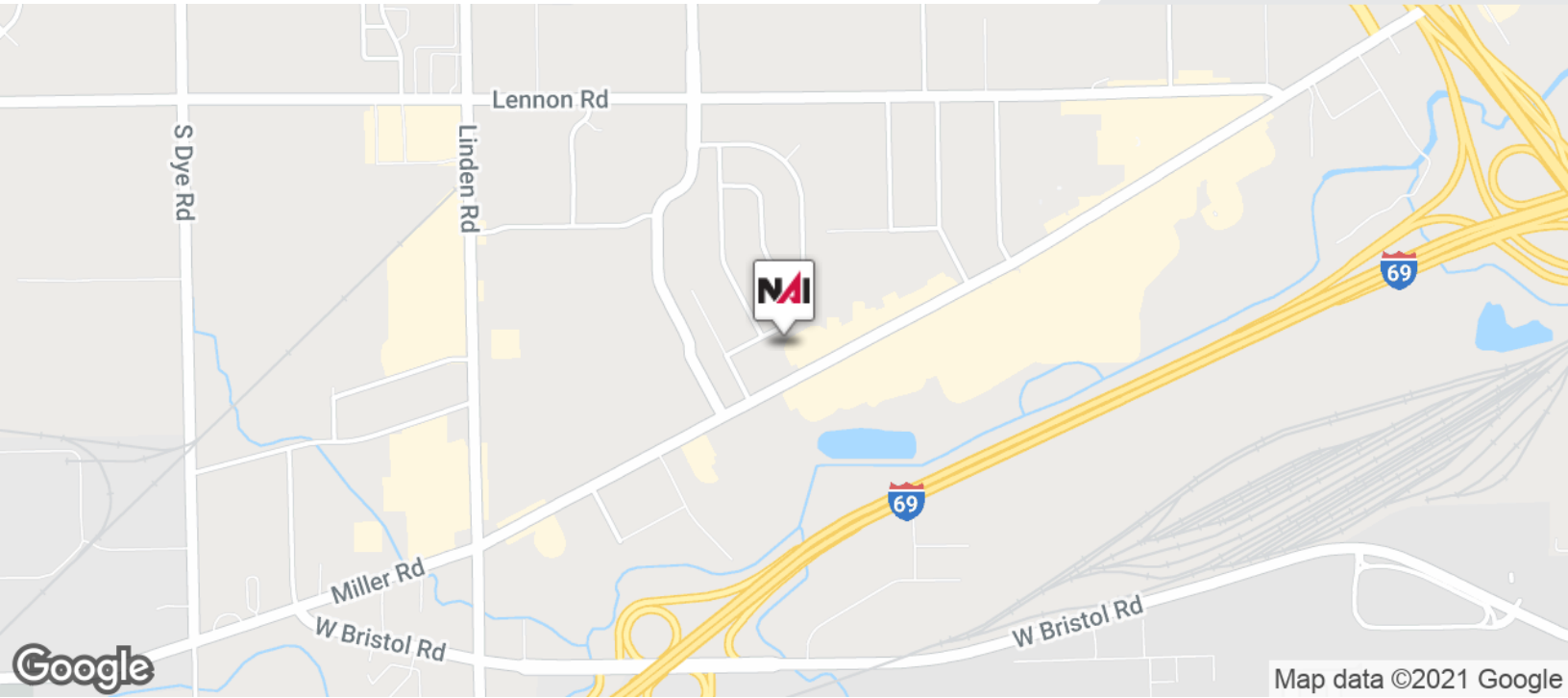
FOR LEASE



2,596 - 8,880 SF SOMERSET TOWN CENTER



FOR LEASE



Commercial Real Estate Services, Worldwide.
www.naifarbman.com

Carrie Weiss

Sales and Leasing Associate | 248.351.6328
weiss@farbman.com

Erik Lawshe

Sales Associate | 248.351.6333
lawshe@farbman.com

NO WARRANTY, EXPRESS OR IMPLIED, IS MADE AS TO THE ACCURACY OF THE INFORMATION CONTAINED HEREIN. THIS INFORMATION IS SUBMITTED SUBJECT TO ERRORS, OMISSIONS, CHANGE OF PRICE, RENTAL OR OTHER CONDITIONS, WITHDRAWAL WITHOUT NOTICE, AND IS SUBJECT TO ANY SPECIAL LISTING CONDITIONS IMPOSED BY OUR PRINCIPALS, COOPERATING BROKERS, BUYERS, TENANTS AND OTHER PARTIES WHO RECEIVE THIS DOCUMENT SHOULD NOT RELY ON IT, BUT SHOULD USE IT AS A STARTING POINT OF ANALYSIS, AND SHOULD INDEPENDENTLY CONFIRM THE ACCURACY OF THE INFORMATION CONTAINED HEREIN THROUGH A DUE DILIGENCE REVIEW OF THE BOOKS, RECORDS, FILES AND DOCUMENTS THAT CONSTITUTE RELIABLE SOURCES OF THE INFORMATION DESCRIBED HEREIN. LOGOS ARE FOR IDENTIFICATION PURPOSES ONLY AND MAY BE TRADEMARKS OF THEIR RESPECTIVE COMPANIES. NAI CAPITAL, INC. CA BRE LIC. #01990696.

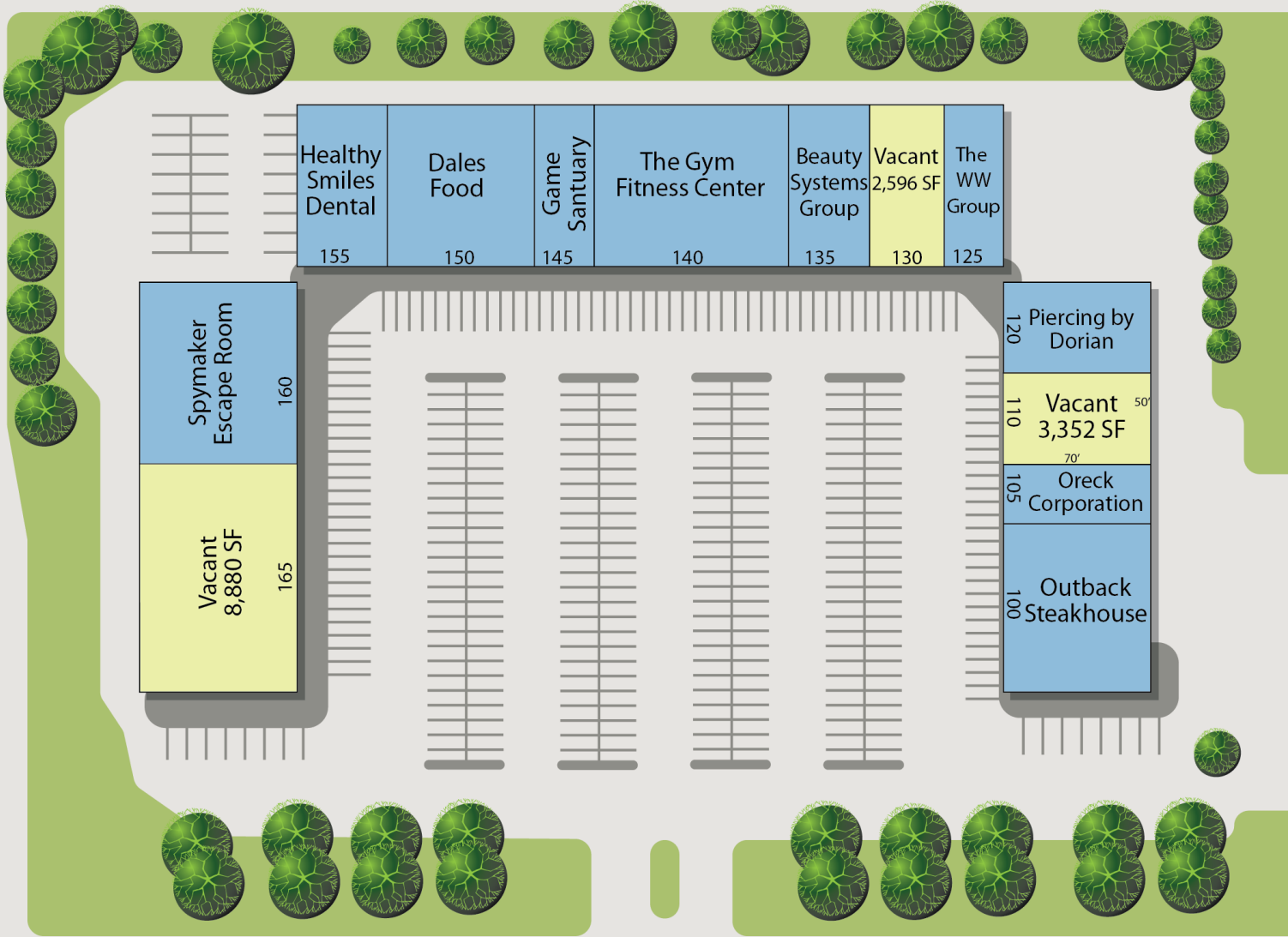
2,596 - 8,880 SF SOMERSET TOWN CENTER



FOR LEASE

Bridle Path

Old Farm Rd



Miller Rd



Commercial Real Estate Services, Worldwide.

www.naifarbman.com

Carrie Weiss

Sales and Leasing Associate | 248.351.6328
weiss@farbman.com

Erik Lawshe

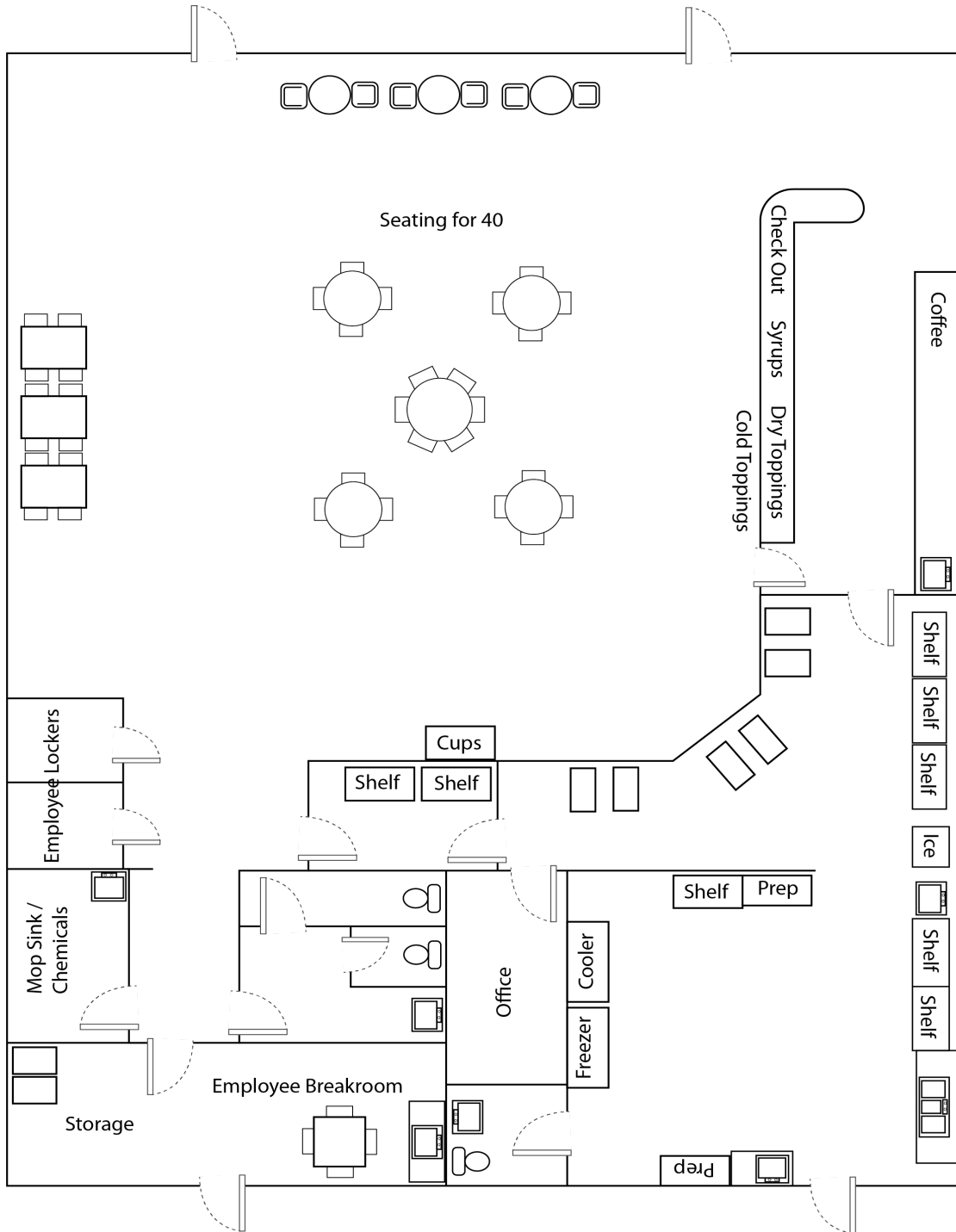
Sales Associate | 248.351.6333
lawshe@farbman.com

NO WARRANTY, EXPRESS OR IMPLIED, IS MADE AS TO THE ACCURACY OF THE INFORMATION CONTAINED HEREIN. THIS INFORMATION IS SUBMITTED SUBJECT TO ERRORS, OMISSIONS, CHANGE OF PRICE, RENTAL OR OTHER CONDITIONS, WITHDRAWAL WITHOUT NOTICE, AND IS SUBJECT TO ANY SPECIAL LISTING CONDITIONS IMPOSED BY OUR PRINCIPALS, COOPERATING BROKERS, BUYERS, TENANTS AND OTHER PARTIES WHO RECEIVE THIS DOCUMENT SHOULD NOT RELY ON IT, BUT SHOULD USE IT AS A STARTING POINT OF ANALYSIS, AND SHOULD INDEPENDENTLY CONFIRM THE ACCURACY OF THE INFORMATION CONTAINED HEREIN THROUGH A DUE DILIGENCE REVIEW OF THE BOOKS, RECORDS, FILES AND DOCUMENTS THAT CONSTITUTE RELIABLE SOURCES OF THE INFORMATION DESCRIBED HEREIN. LOGOS ARE FOR IDENTIFICATION PURPOSES ONLY AND MAY BE TRADEMARKS OF THEIR RESPECTIVE COMPANIES. NAI CAPITAL, INC. CA BRE LIC. #01990696.

2,596 - 8,880 SF SOMERSET TOWN CENTER



FOR LEASE



Commercial Real Estate Services, Worldwide.
www.naifarbman.com

Carrie Weiss

Sales and Leasing Associate | 248.351.6328
weiss@farbman.com

Erik Lawshe

Sales Associate | 248.351.6333
lawshe@farbman.com

NO WARRANTY, EXPRESS OR IMPLIED, IS MADE AS TO THE ACCURACY OF THE INFORMATION CONTAINED HEREIN. THIS INFORMATION IS SUBMITTED SUBJECT TO ERRORS, OMISSIONS, CHANGE OF PRICE, RENTAL OR OTHER CONDITIONS, WITHDRAWAL WITHOUT NOTICE, AND IS SUBJECT TO ANY SPECIAL LISTING CONDITIONS IMPOSED BY OUR PRINCIPALS. COOPERATING BROKERS, BUYERS, TENANTS AND OTHER PARTIES WHO RECEIVE THIS DOCUMENT SHOULD NOT RELY ON IT, BUT SHOULD USE IT AS A STARTING POINT OF ANALYSIS, AND SHOULD INDEPENDENTLY CONFIRM THE ACCURACY OF THE INFORMATION CONTAINED HEREIN THROUGH A DUE DILIGENCE REVIEW OF THE BOOKS, RECORDS, FILES AND DOCUMENTS THAT CONSTITUTE RELIABLE SOURCES OF THE INFORMATION DESCRIBED HEREIN. LOGOS ARE FOR IDENTIFICATION PURPOSES ONLY AND MAY BE TRADEMARKS OF THEIR RESPECTIVE COMPANIES. NAI CAPITAL, INC. CA BRE LIC. #01990696.

2,596 - 8,880 SF SOMERSET TOWN CENTER



FOR LEASE

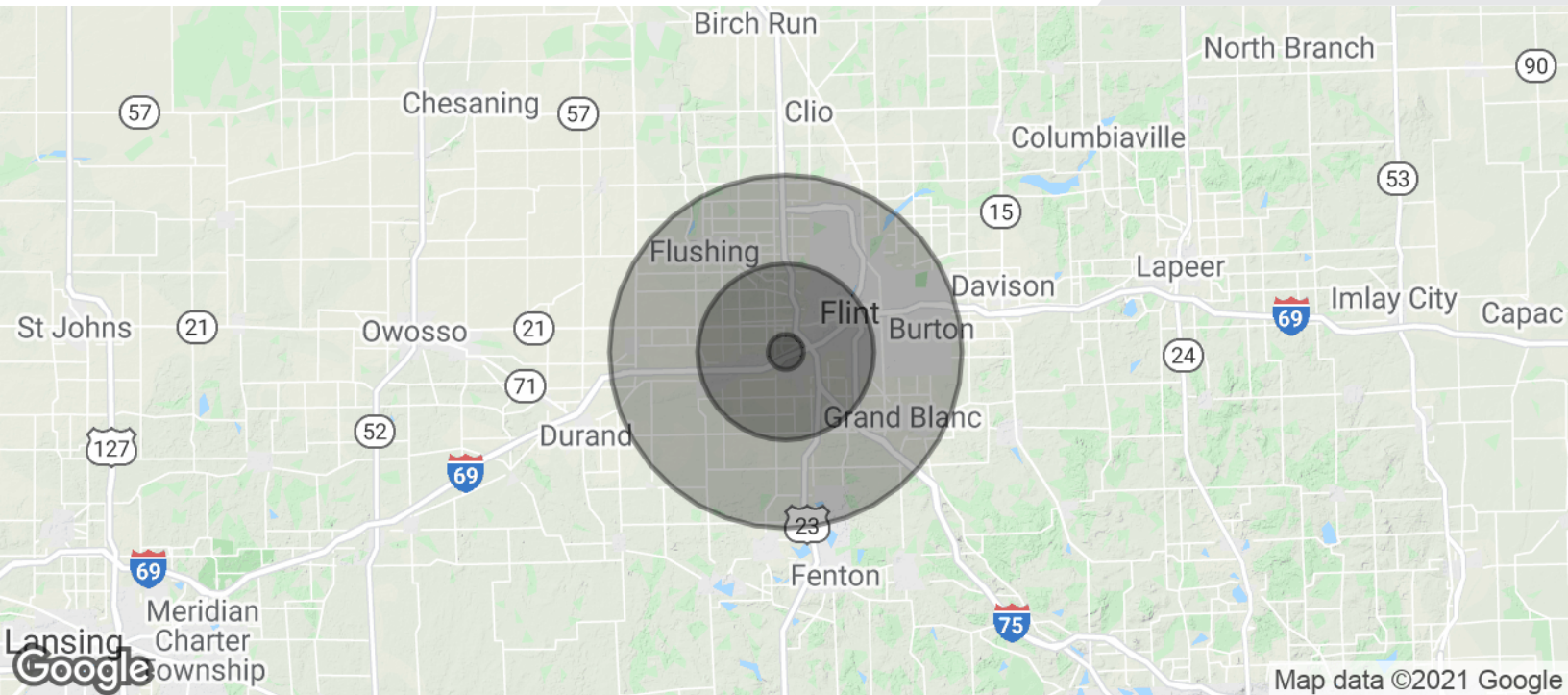


Map data ©2021 Google Imagery ©2021, CNES / Airbus, Landsat / Copernicus, Maxar Technologies, U.S. Geological Survey, USDA Farm Service Agency

2,596 - 8,880 SF SOMERSET TOWN CENTER



FOR LEASE



POPULATION

	1 MILE	5 MILES	10 MILES
Total Population	1,882	107,039	336,611
Average age	42.9	37.0	36.4
Average age (Male)	35.5	35.1	34.4
Average age (Female)	48.2	39.0	38.3

HOUSEHOLDS & INCOME

	1 MILE	5 MILES	10 MILES
Total households	868	43,415	133,282
# of persons per HH	2.2	2.5	2.5
Average HH income	\$43,583	\$51,298	\$49,143
Average house value	\$148,391	\$106,122	\$121,686

* Demographic data derived from 2010 US Census



Commercial Real Estate Services, Worldwide.

www.naifarberman.com

Carrie Weiss

Sales and Leasing Associate | 248.351.6328
weiss@farberman.com

Erik Lawshe

Sales Associate | 248.351.6333
lawshe@farberman.com

NO WARRANTY, EXPRESS OR IMPLIED, IS MADE AS TO THE ACCURACY OF THE INFORMATION CONTAINED HEREIN. THIS INFORMATION IS SUBMITTED SUBJECT TO ERRORS, OMISSIONS, CHANGE OF PRICE, RENTAL OR OTHER CONDITIONS, WITHDRAWAL WITHOUT NOTICE, AND IS SUBJECT TO ANY SPECIAL LISTING CONDITIONS IMPOSED BY OUR PRINCIPALS, COOPERATING BROKERS, BUYERS, TENANTS AND OTHER PARTIES WHO RECEIVE THIS DOCUMENT SHOULD NOT RELY ON IT, BUT SHOULD USE IT AS A STARTING POINT OF ANALYSIS, AND SHOULD INDEPENDENTLY CONFIRM THE ACCURACY OF THE INFORMATION CONTAINED HEREIN THROUGH A DUE DILIGENCE REVIEW OF THE BOOKS, RECORDS, FILES AND DOCUMENTS THAT CONSTITUTE RELIABLE SOURCES OF THE INFORMATION DESCRIBED HEREIN. LOGOS ARE FOR IDENTIFICATION PURPOSES ONLY AND MAY BE TRADEMARKS OF THEIR RESPECTIVE COMPANIES. NAI CAPITAL, INC. CA BRE LIC. #01990696.