

# FOR LEASE OR BUILD TO SUIT

114th & Quaker Ave | Lubbock, TX 79424



## HEB Pad Site - 114th & Quaker

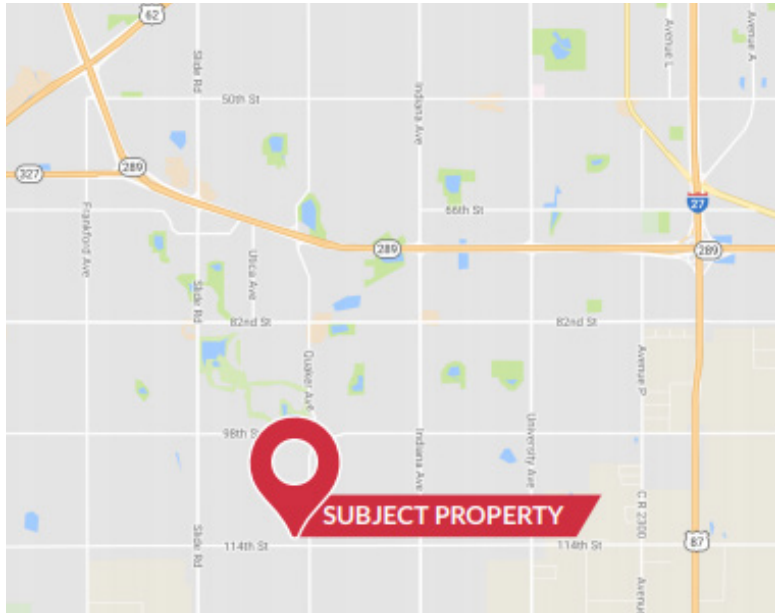
### PROPERTY DETAIL

- 1.21 Acres located west of the 114th & Quaker intersection
- Located in Lubbock's retail and residential growth area
- Neighboring developments include future sites for HEB and other retailers

### OFFERING SUMMARY

<b>Pricing</b>	Please Call
<b>Lot Size</b>	1.21 Acres

### JOIN THESE RETAILERS



**Kyle Cowan**  
 kyle@naiwheelhouse.com  
 C 972.979.8602

**6502 Slide Road, Suite 200**  
 Lubbock, TX 79424  
 P 806.722.1200  
 www.naiwheelhouse.com

# FOR LEASE OR BUILD TO SUIT

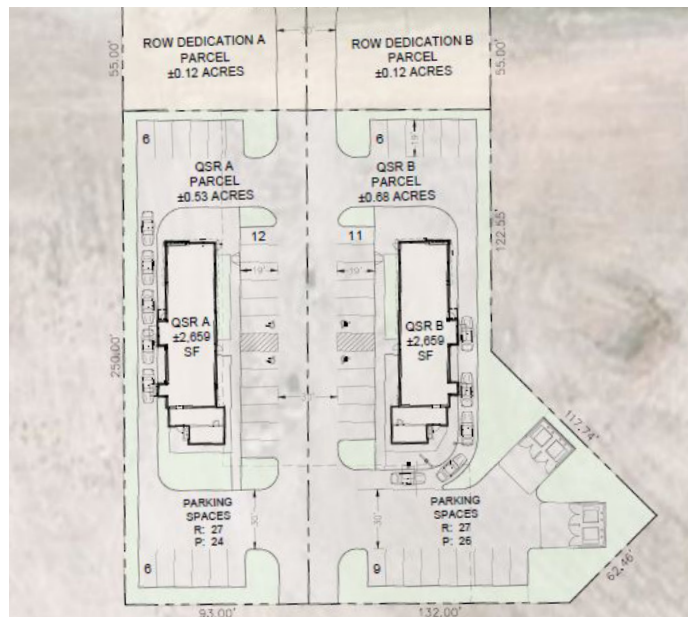
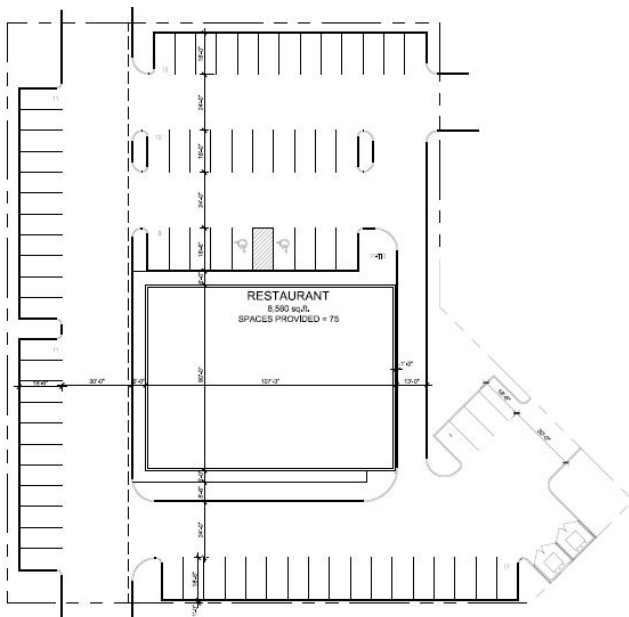
114th & Quaker Ave | Lubbock, TX 79424



## THE LOT



## PROPOSED SITE PLANS



**Kyle Cowan**

kyle@naiwheelhouse.com

C 972.979.8602

**6502 Slide Road, Suite 200**

Lubbock, TX 79424

P 806.722.1200

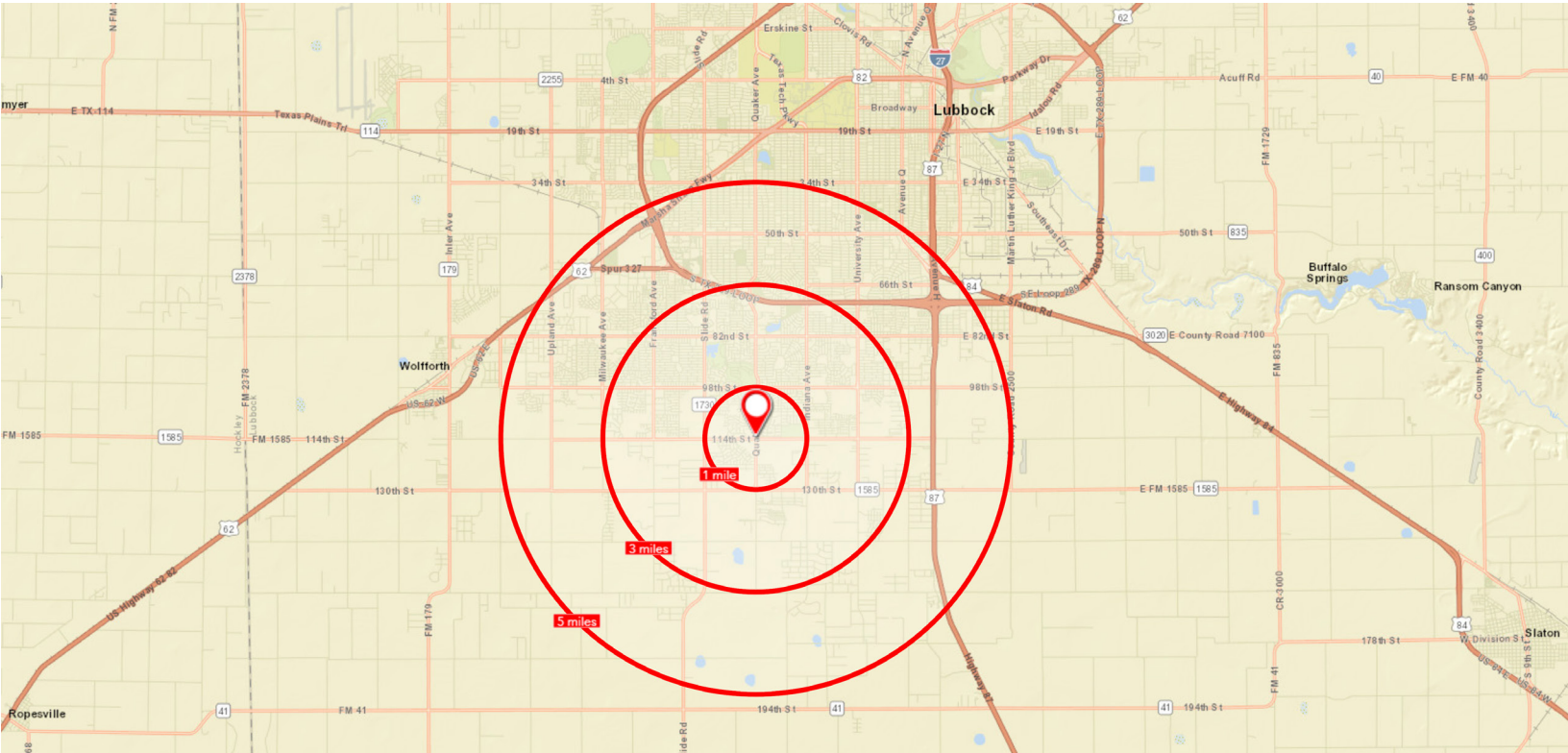
www.naiwheelhouse.com

# FOR LEASE OR BUILD TO SUIT

114th & Quaker Ave | Lubbock, TX 79424



## AREA DEMOGRAPHICS



### 2017 Summary

**1 Mile    3 Miles    5 Miles**

Population	3,850	49,371	124,355
Households	1,432	19,310	49,607
Families	1,110	14,091	32,955
Average Household Size	2.67	2.55	2.50
Owner Occupied Housing Units	1,256	15,032	31,861
Renter Occupied Housing Units	176	4,277	17,746
Median Age	40.9	40.0	36.0
Median Household Income	\$101,940	\$78,590	\$58,669
Average Household Income	\$126,386	\$106,246	\$82,212

### 2022 Summary

**1 Mile    3 Miles    5 Miles**

Population	4,455	54,111	134,840
Households	1,652	21,000	53,482
Families	1,275	15,336	35,473
Average Household Size	2.68	2.57	2.51
Owner Occupied Housing Units	1,442	16,371	34,396
Renter Occupied Housing Units	210	4,629	19,086
Median Age	41.4	39.9	36.6
Median Household Income	\$104,593	\$85,462	\$64,750
Average Household Income	\$136,434	\$118,611	\$92,850



**Kyle Cowan**

kyle@naiwheelhouse.com  
C 972.979.8602

**6502 Slide Road, Suite 200**

Lubbock, TX 79424  
P 806.722.1200

www.naiwheelhouse.com