

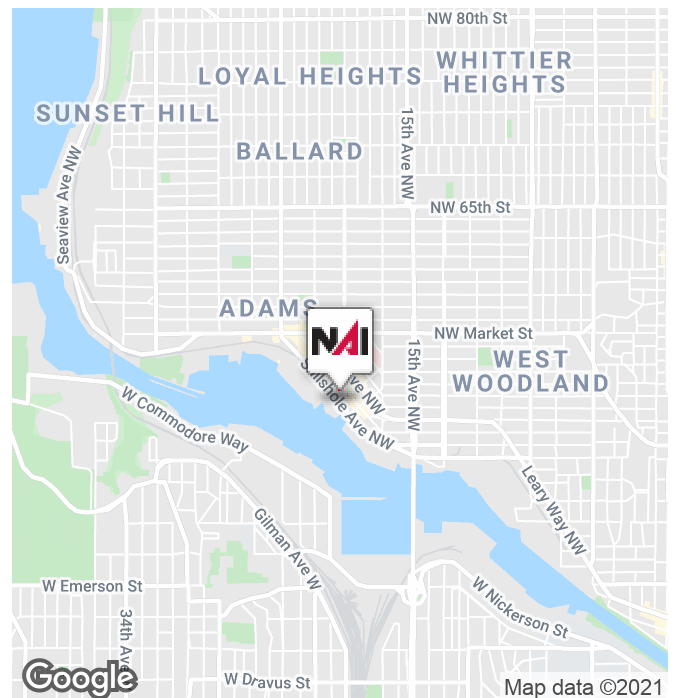


# 5109 Shilshole Ave NW

Seattle, Washington 98107

## Property Highlights


- 3,200 to 8,700 SF
- Convenient central Ballard location
- 3 oversize grade level doors
- Heavy 3 phase power
- Water access possible for boats
- Call broker for rates



**John Vernon**  
Partner | 425.586.5638  
jvernon@nai-psp.com

**Hans Swenson**  
Senior Associate | 425.586.5630  
hswenson@nai-psp.com





**John Vernon**  
Partner | 425.586.5638  
jvernon@nai-psp.com

**Hans Swenson**  
Senior Associate | 425.586.5630  
hswenson@nai-psp.com





**John Vernon**  
Partner | 425.586.5638  
jvernon@nai-psp.com

**Hans Swenson**  
Senior Associate | 425.586.5630  
hswenson@nai-psp.com





**FOR LEASE**



**INDUSTRIAL**



**3,200 - 8,700 SF**

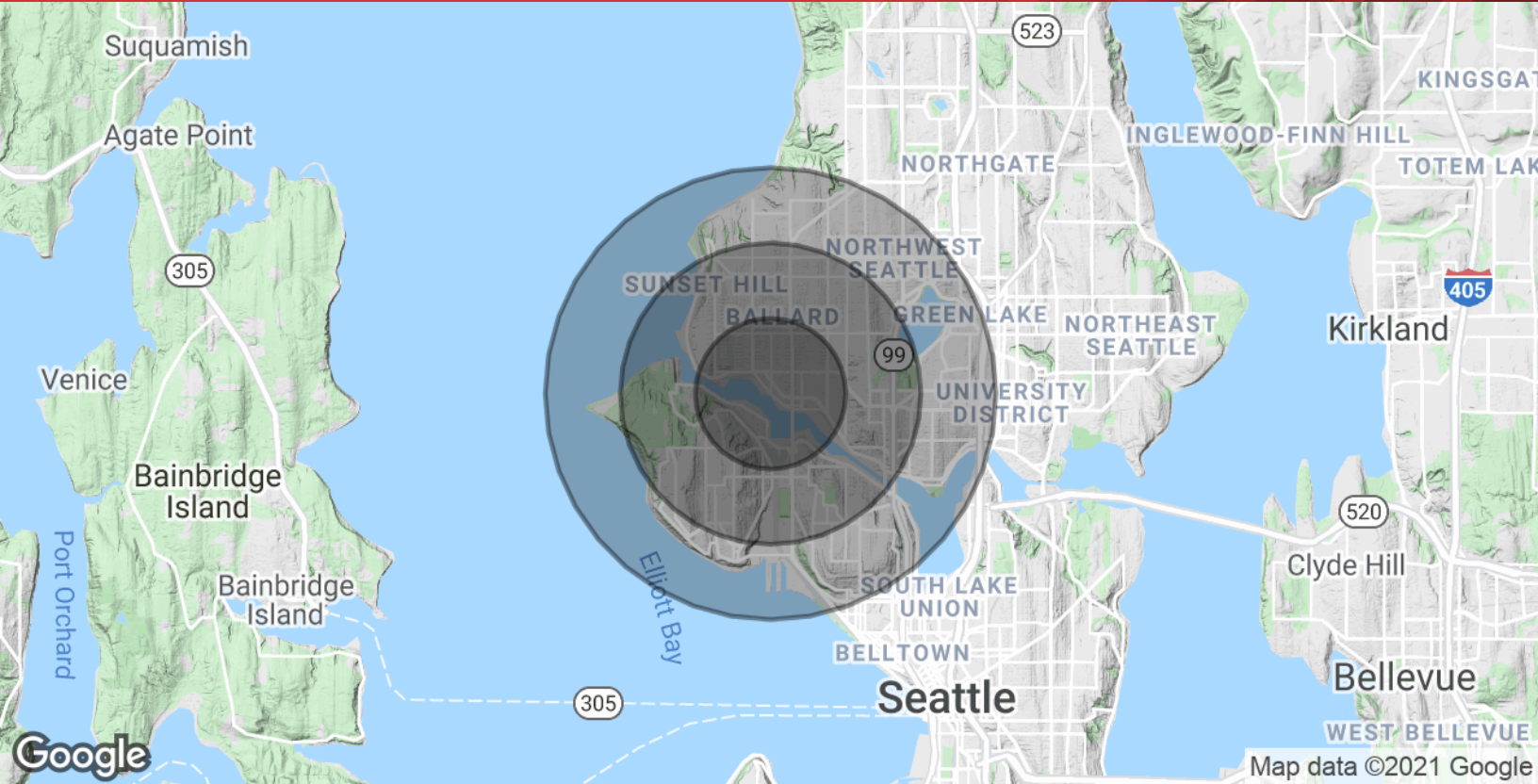


**Docks  
Salmon Bay**

**John Vernon**  
Partner | 425.586.5638  
jvernon@nai-psp.com

**Hans Swenson**  
Senior Associate | 425.586.5630  
hswenson@nai-psp.com





**POPULATION**

	1 MILE	2 MILES	3 MILES
Total Population	21,730	82,052	159,349
Average age	35.8	36.6	37.5
Average age (Male)	35.3	36.5	37.6
Average age (Female)	36.5	36.8	37.4

**HOUSEHOLDS & INCOME**

	1 MILE	2 MILES	3 MILES
Total households	11,868	40,097	78,203
# of persons per HH	1.8	2.0	2.0
Average HH income	\$74,673	\$87,667	\$92,074
Average house value	\$459,961	\$536,425	\$578,555

\* Demographic data derived from 2010 US Census



**John Vernon**  
Partner | 425.586.5638  
jvernon@nai-psp.com

**Hans Swenson**  
Senior Associate | 425.586.5630  
hswenson@nai-psp.com

THE INFORMATION SUPPLIED HEREIN IS FROM SOURCES WE DEEM RELIABLE. IT IS PROVIDED WITHOUT ANY REPRESENTATION, WARRANTY OR GUARANTEE, EXPRESSED OR IMPLIED, AS TO ITS ACCURACY. PROSPECTIVE BUYER OR TENANT SHOULD CONDUCT AN INDEPENDENT INVESTIGATION AND VERIFICATION OF ALL MATTERS DEEMED TO BE MATERIAL, INCLUDING, BUT NOT LIMITED TO, STATEMENTS OF INCOME AND EXPENSES. CONSULT YOUR ATTORNEY, ACCOUNTANT OR OTHER PROFESSIONAL ADVISOR.