

Naimichael

For Lease/Sale

6,175 SF - 16,420 SF
Warehouse Space

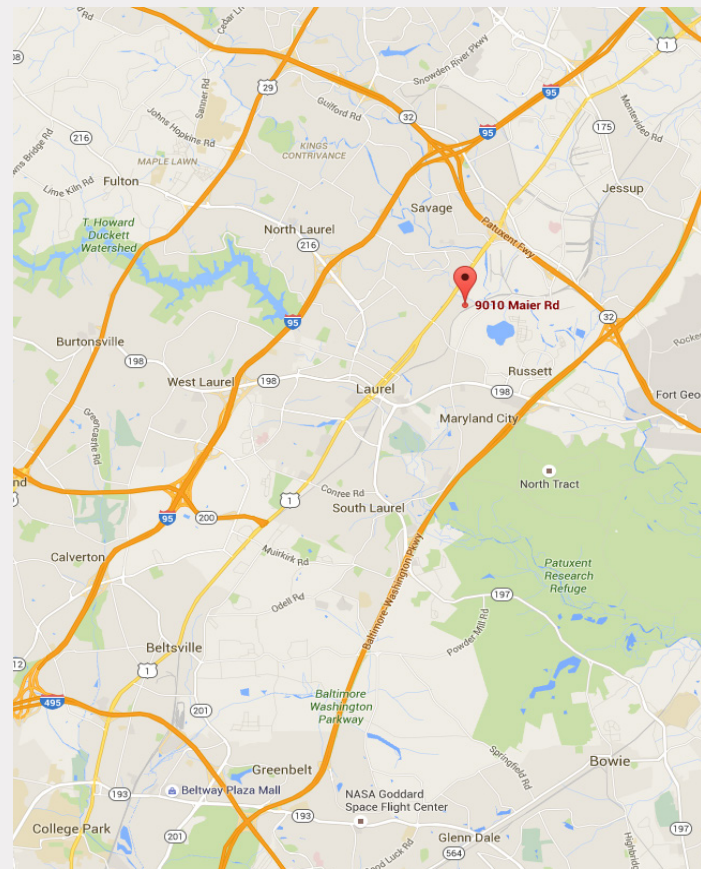


9010 Maier Road

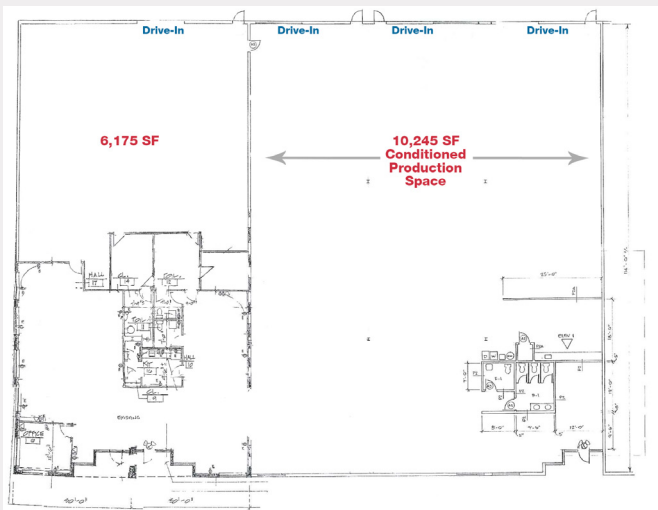
Laurel, Howard County, MD

Property Features

- 6,175 SF to 16,420 SF
- Approximately 16,420 SF contiguous
- 10,245 SF fully conditioned production space with Drive-In's
- 6,175 SF with approximately 2,800 SF of existing office buildout and a Drive-In
- Located in the Maier Industrial Park, just off of Route 1
- Convenient access to I-95, MD Rt. 32 and the Baltimore-Washington Parkway
- 5 miles to NSA/Ft. Meade



SALE PRICE - \$1,725,000



For more information:

Allen Cornell

+1 301 918 2909 • acornell@naimichael.com

10100 Business Parkway

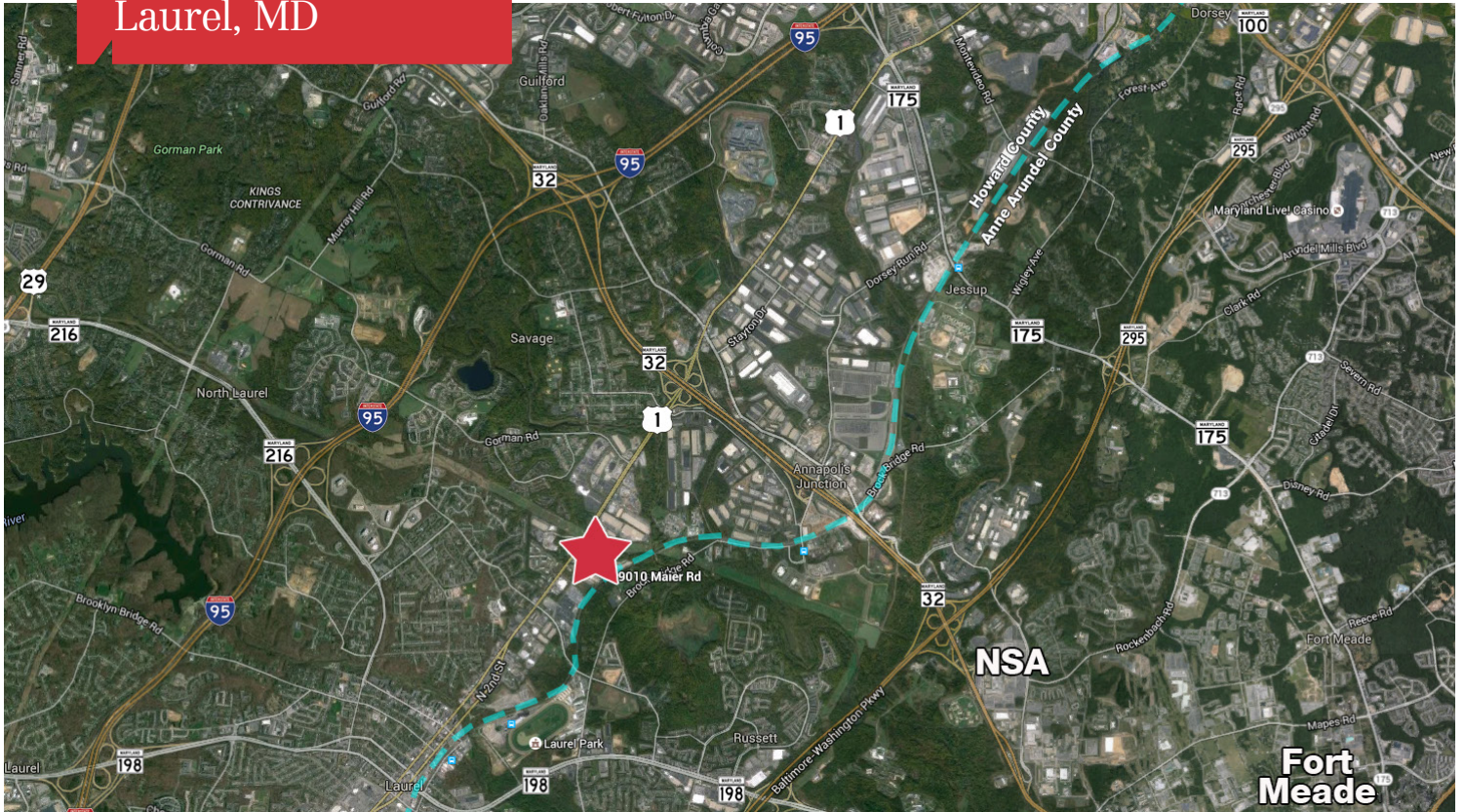
Lanham, Maryland 20706

+1 301 459 4400

naimichael.com

The information contained herein has been given to us by the owner of the property or other sources we deem reliable. We have no reason to doubt its accuracy, but we do not guarantee it. Floor plans, site plans and other graphic representations of this property have been reduced and reproduced, and are not necessarily to scale. All information should be verified prior to purchase or lease.

For Lease/Sale
9010 Maier Road
Laurel, MD



10100 Business Parkway
Lanham, Maryland 20706
+1 301 459 4400
naimichael.com