

For Lease

# Industrial Property

1,500 - 4,166 SF | \$1,500.00 - 3,471.67 per month



## 929 Ventures Way

929 Ventures Way  
Chesapeake, Virginia 23320

### Property Highlights

- Suite 105 - 1,500 sqft office/warehouse space available  
\$1,500 per month modified gross
- Suite 108 - 4,166 sqft creative office space  
\$10.00 psf modified gross

### Property Description

Greenbrier multi-tenant flex property - 929 Ventures Way, Chesapeake, VA is located in the Greenbrier Commerce Park. A mile from Interstate 64 and situated among the largest business and retail area in south Hampton Roads. Easy access to I-64, I-464, the Oakgrove Connector for travel to all areas of Hampton Roads. Perfect location for service contractors or flex space users.

### OFFERING SUMMARY

<b>Available SF</b>	1,500 - 4,166 SF
<b>Lease Rate</b>	SF/yr (MG)
<b>Lot Size</b>	2.0 Acres
<b>Building Size</b>	24,000 SF

### DEMOGRAPHICS

<b>Stats</b>	<b>Population</b>	<b>Avg. HH Income</b>
<b>1 Mile</b>	6,983	\$80,071
<b>3 Miles</b>	66,906	\$71,566
<b>5 Miles</b>	192,341	\$71,959

For more information

**Patrick L. Reynolds, CCIM**

O: 757 216 8438

patrickreynolds@naidominion.com

For Lease

# Industrial Property

1,500 - 4,166 SF | \$1,500.00 - 3,471.67 per month

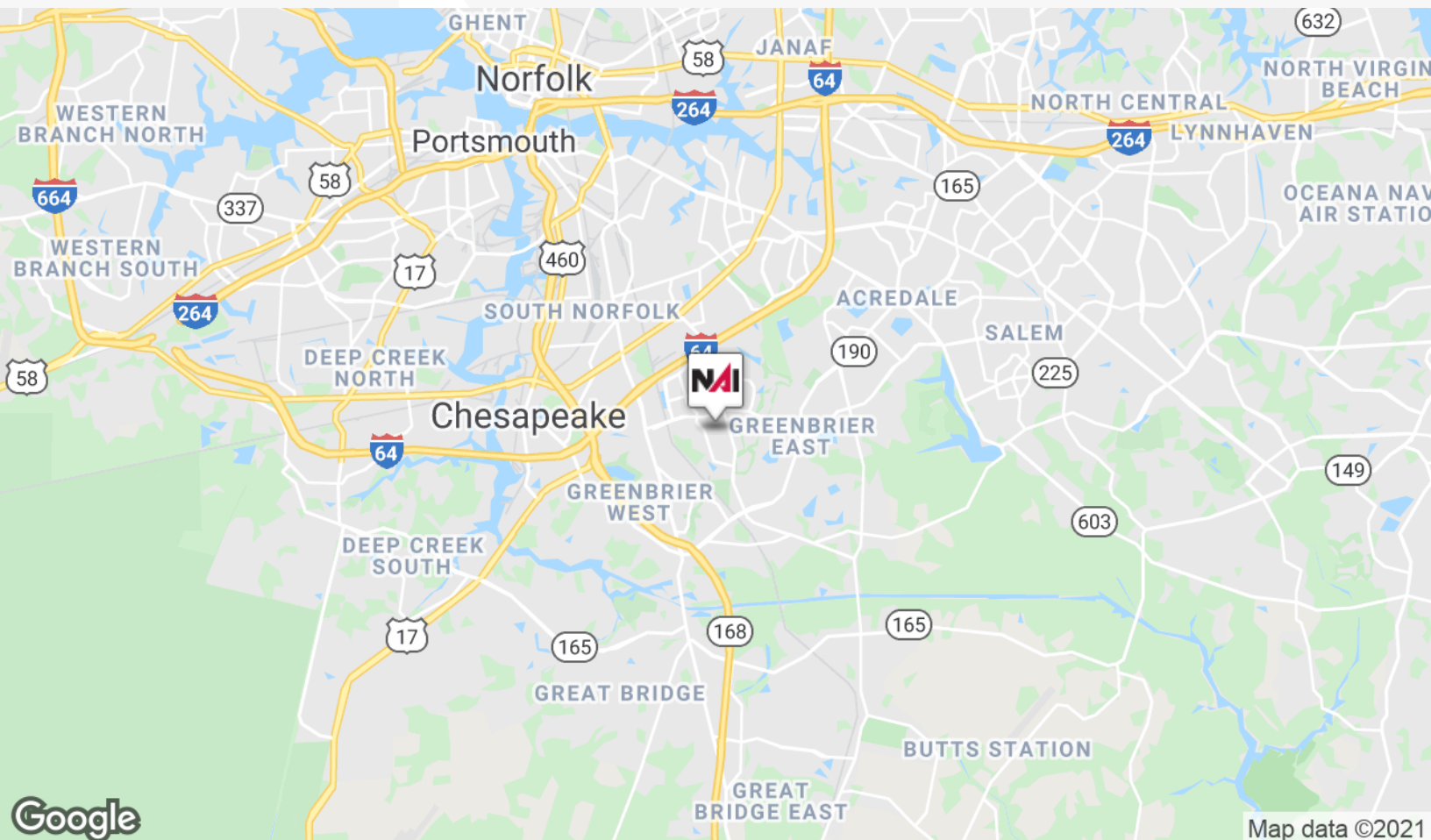
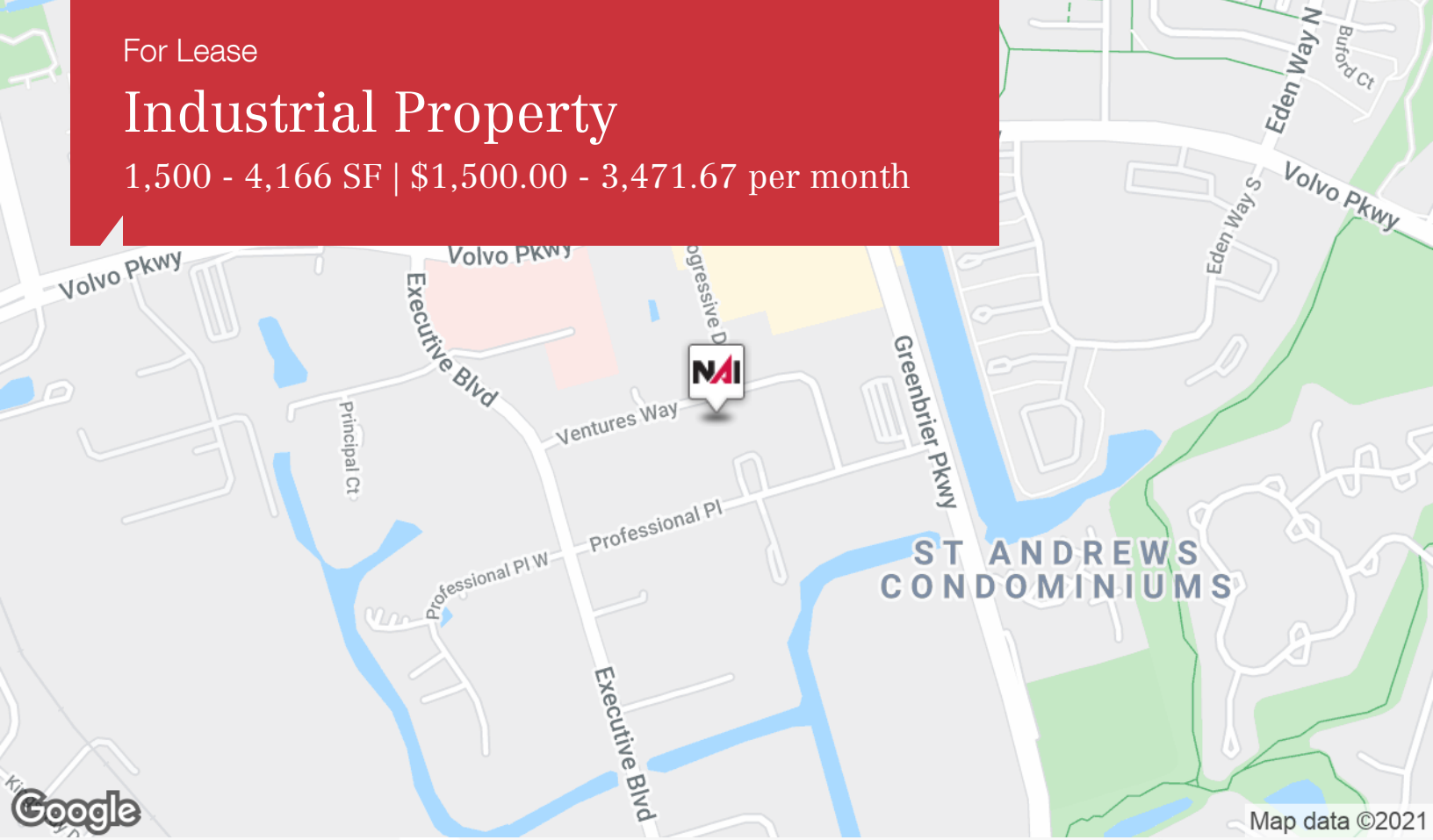




For Lease

# Industrial Property

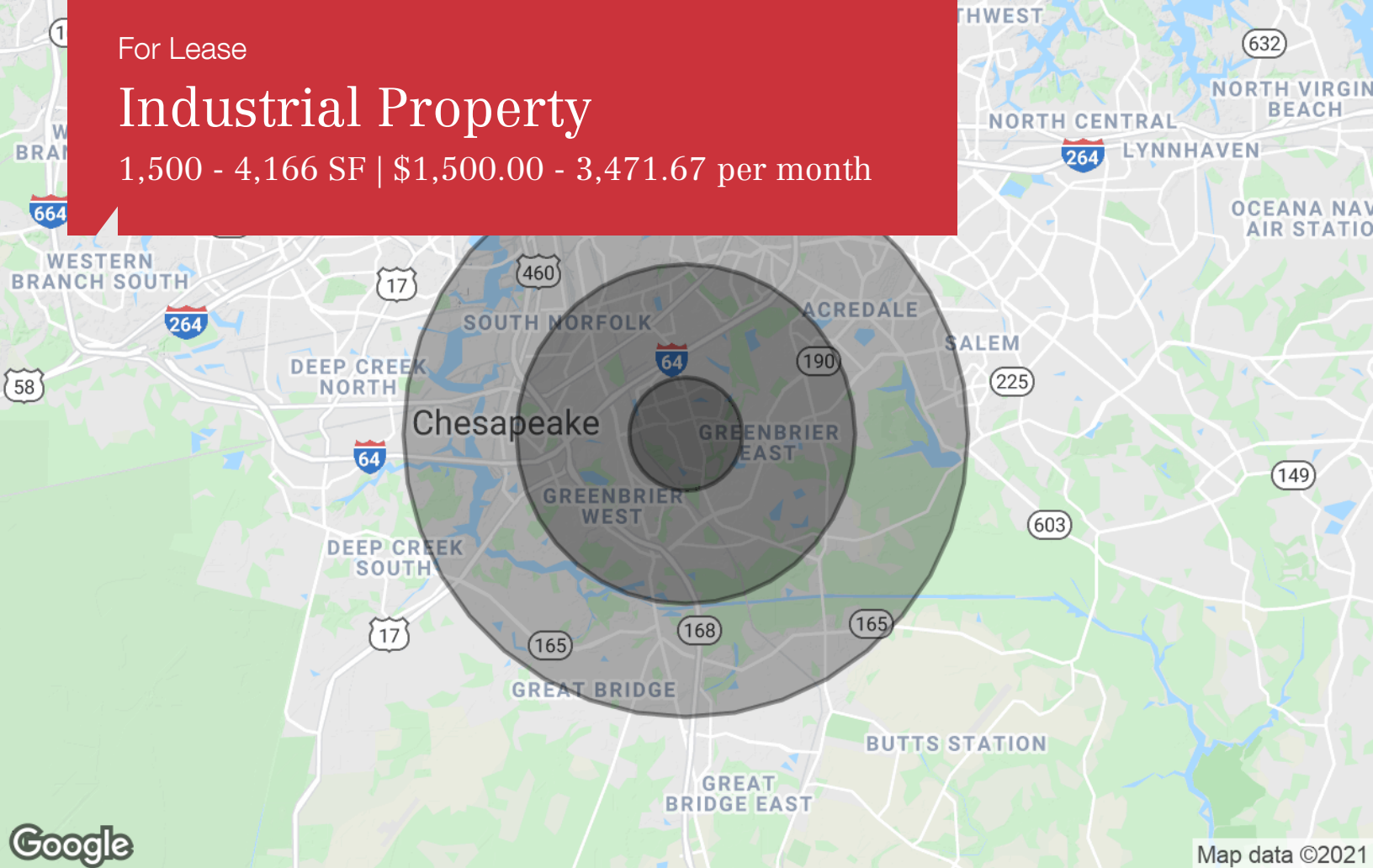
1,500 - 4,166 SF | \$1,500.00 - 3,471.67 per month



For Lease

# Industrial Property

1,500 - 4,166 SF | \$1,500.00 - 3,471.67 per month



## Population

	1 Mile	3 Miles	5 Miles
TOTAL POPULATION	6,983	66,906	192,341
MEDIAN AGE	35.1	35.3	35.5
MEDIAN AGE (MALE)	33.4	33.3	33.4
MEDIAN AGE (FEMALE)	35.6	36.8	37.2

## Households & Income

	1 Mile	3 Miles	5 Miles
TOTAL HOUSEHOLDS	2,842	26,512	72,342
# OF PERSONS PER HH	2.5	2.5	2.7
AVERAGE HH INCOME	\$80,071	\$71,566	\$71,959
AVERAGE HOUSE VALUE	\$298,640	\$282,915	\$285,059

## Race

	1 Mile	3 Miles	5 Miles
% WHITE	66.5%	56.4%	59.9%
% BLACK	26.3%	34.6%	33.1%
% ASIAN	4.6%	6.0%	5.1%
% HAWAIIAN	0.0%	0.1%	0.0%
% INDIAN	0.3%	0.3%	0.3%
% OTHER	2.3%	2.6%	1.5%

## Ethnicity

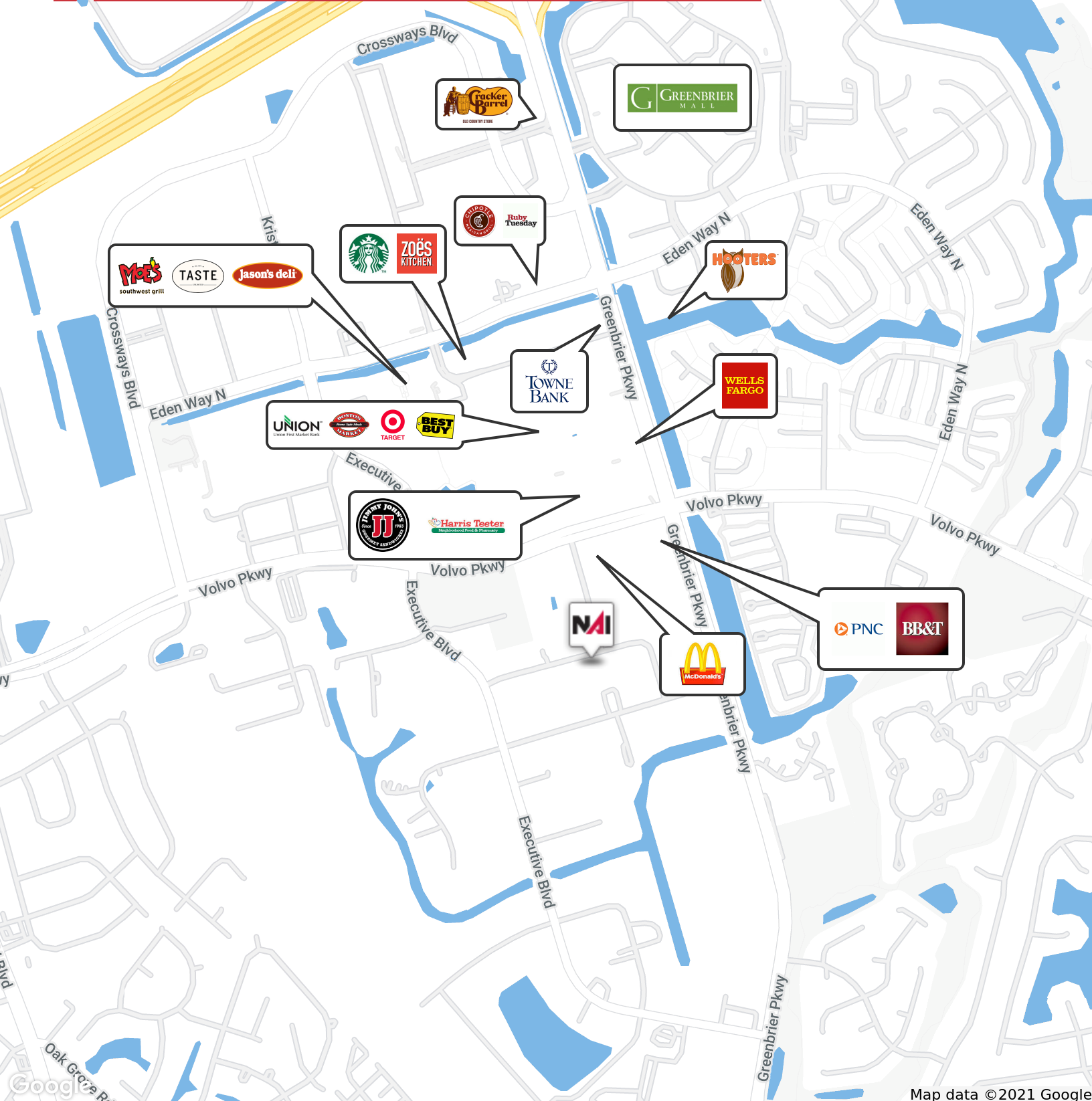
	1 Mile	3 Miles	5 Miles
% HISPANIC	5.7%	5.7%	4.3%

\* Demographic data derived from 2010 US Census

For Lease

# Industrial Property

1,500 - 4,166 SF | \$1,500.00 - 3,471.67 per month



Map data ©2021 Google