



10 RIVERSIDE DRIVE

LAKEVILLE, MA 02347-3626

For More Information

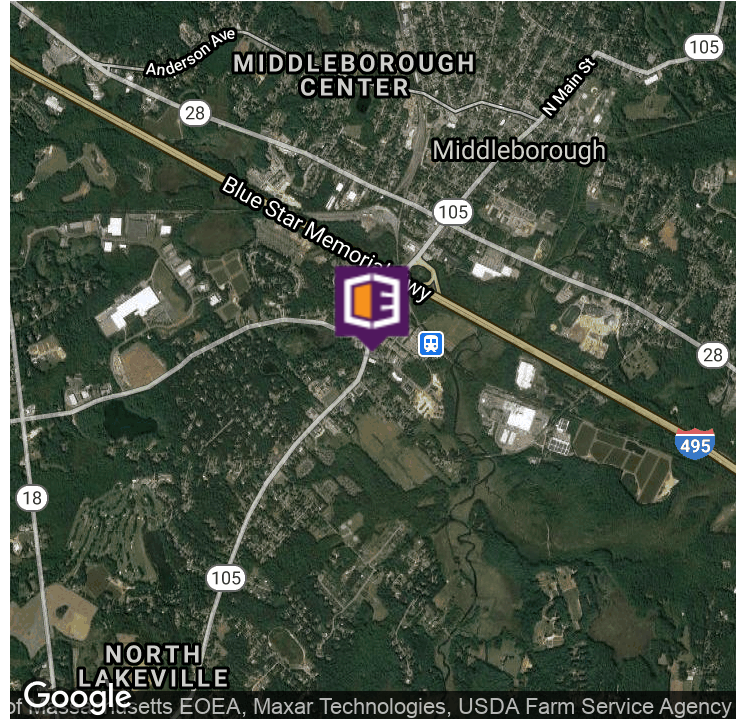
DAVE ELLIS

781.919.0800 x701

dave@ellisrealtyadvisors.com



10 RIVERSIDE DRIVE



OFFERING SUMMARY

Lease Rate:	\$21.00 SF/yr (Full Service Gross; Gross)
Building Size:	24,000 SF
Available SF:	1,350 - 1,985 SF
Lot Size:	3.35 Acres
Year Built:	1991
Market:	Boston
Submarket:	Route 3 South

PROPERTY OVERVIEW

Lakeville Corporate Park offers Class A office suite space for lease and over 14 acres in 6 lots of developable land planned for a total of more than 158,000 SF. Located directly off of Route I-495, the Lakeville Corporate Park provides easy access to Boston, Providence and the Cape.

For a 3D walkthrough of the lease spaces please use the URL below.
<https://www.zillow.com/view-3d-home/62b98eb6-d2db-459f-b8fe-04943d7a593c?setAttribution=mls>

PROPERTY HIGHLIGHTS

- Attractively Landscaped Business
- Ample Onsite Parking
- Onsite Property Management
- Stable Long Term Ownership



DAVE ELLIS

781.919.0800 x701
 dave@ellisrealtyadvisors.com

10 RIVERSIDE DRIVE

Property Type	Office
Property Subtype	Office Building
Building Size	24,000 SF
Lot Size	3.35 Acres
Building Class	B
Year Built	1991
Number of Floors	2
Average Floor Size	12,000 SF
Parking Spaces	84
Free Standing	No

Lakeville Corporate Park offers Class A office suite space for lease and over 14 acres in 6 lots of developable land planned for a total of more than 158,000 SF. Located directly off of Route I-495, the Lakeville Corporate Park provides easy access to Boston, Providence and the Cape.

For a 3D walkthrough of the lease spaces please use the URL below.

<https://www.zillow.com/view-3d-home/62b98eb6-d2db-459f-b8fe-04943d7a593c?setAttribution=m>



- Attractively Landscaped Business
- Ample Onsite Parking
- Onsite Property Management
- Stable Long Term Ownership

ADDITIONAL PHOTOS

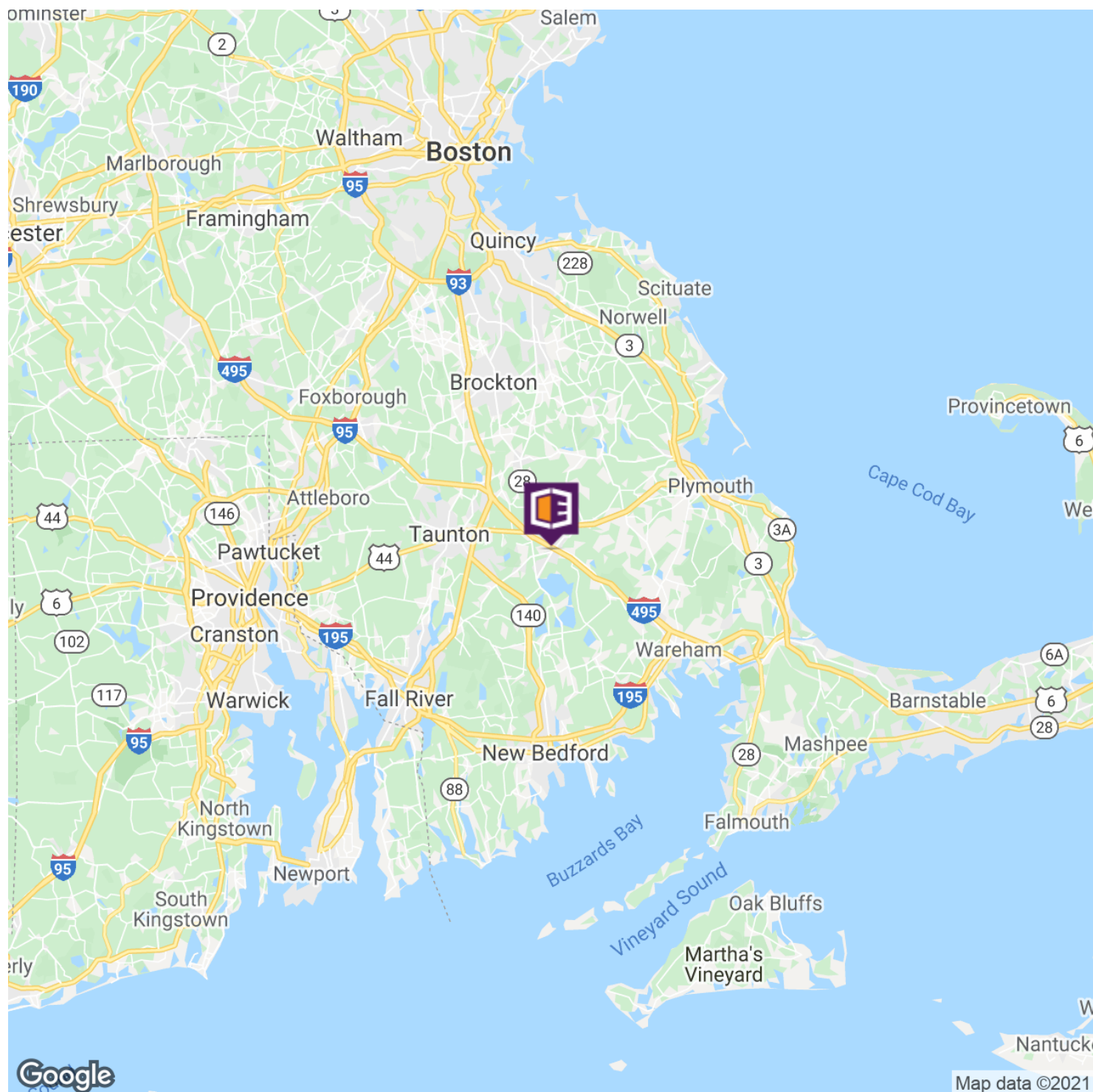
10 RIVERSIDE DRIVE



DAVE ELLIS

781.919.0800 x701
dave@ellisrealtyadvisors.com

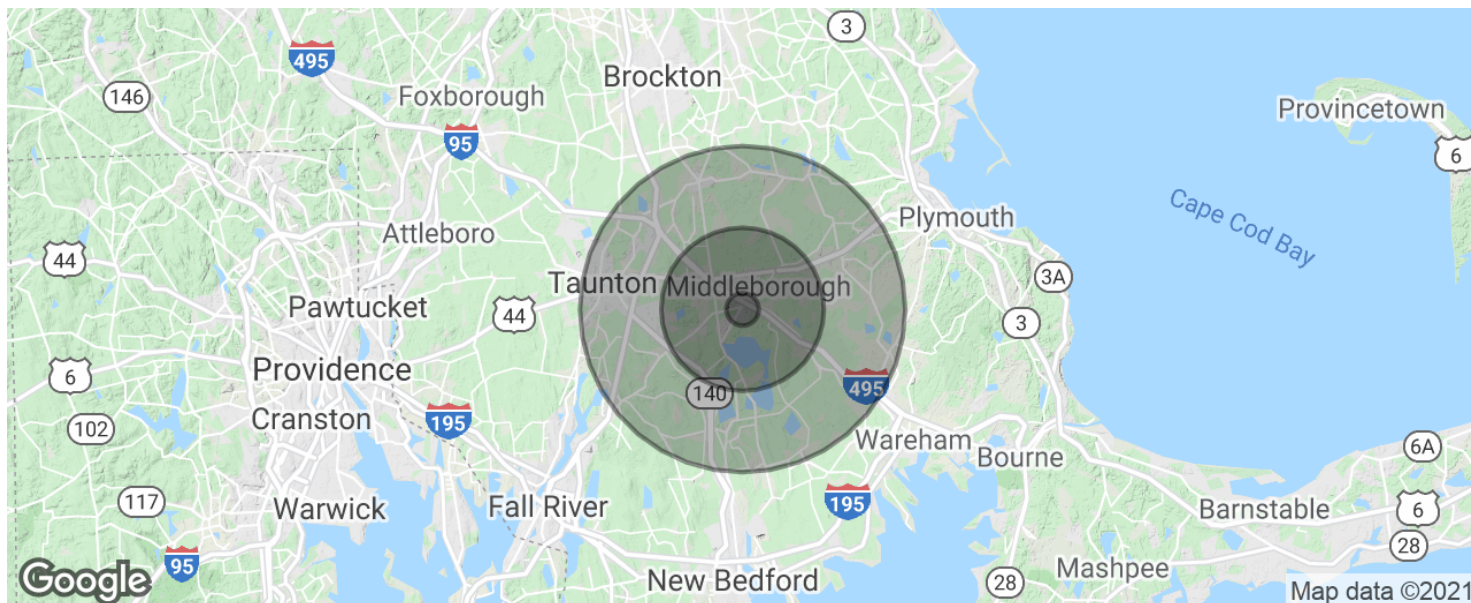
10 RIVERSIDE DRIVE



DAVE ELLIS

781.919.0800 x701
dave@ellisrealtyadvisors.com

10 RIVERSIDE DRIVE



POPULATION	1 MILE	5 MILES	10 MILES
Total population	2,465	31,648	137,088
Median age	35.7	38.3	38.5
Median age (Male)	35.6	35.3	37.0
Median age (Female)	35.9	38.4	37.9
HOUSEHOLDS & INCOME	1 MILE	5 MILES	10 MILES
Total households	895	10,630	45,394
# of persons per HH	2.8	3.0	3.0
Average HH income	\$74,140	\$81,979	\$87,809
Average house value	\$440,531	\$376,285	\$369,137

* Demographic data derived from 2010 US Census