

LAKE SIDE


RETAIL CENTER



8865 STANFORD BLVD | COLUMBIA, MARYLAND



RYAN MINNEHAN | RMINNEHAN@KLN.COM | 443.632.2088
MATT COPELAND | MCOPELAND@KLN.COM | 443.632.2051



NEW RETAIL FOR LEASE

PROPERTY HIGHLIGHTS

- 85,000 SF new development (55,000 SF of retail and 30,000 SF of class A office)
- Centrally located on Dobbin Road in the highly sought after affluent (average household income of \$132,785) Columbia, MD marketplace (Howard County)
- Significant daytime population of 81,570 within 3 miles
- Ample parking ratio of 5/1,000 SF
- Convenient access to Dobbin Road, Snowden River Parkway, I-95 & MD Route 175
- Minutes from Fort Meade/NSA, Columbia Town Center, BWI Airport, and numerous amenities

TRAFFIC COUNTS

Dobbin Road 29,710 ADT

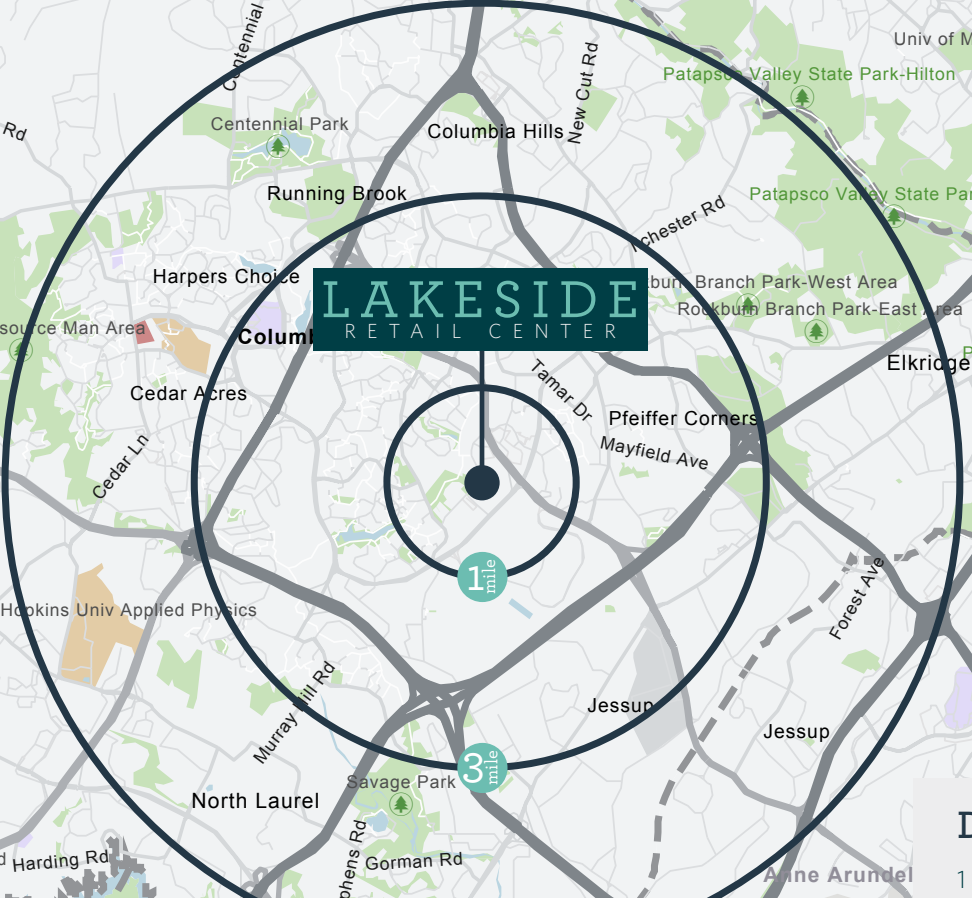
NEIGHBORING RETAILERS



OWNED & MANAGED BY
HOLLAND
 PROPERTIES

LAKESIDE RETAIL CENTER

LAKESIDE
RETAIL CENTER

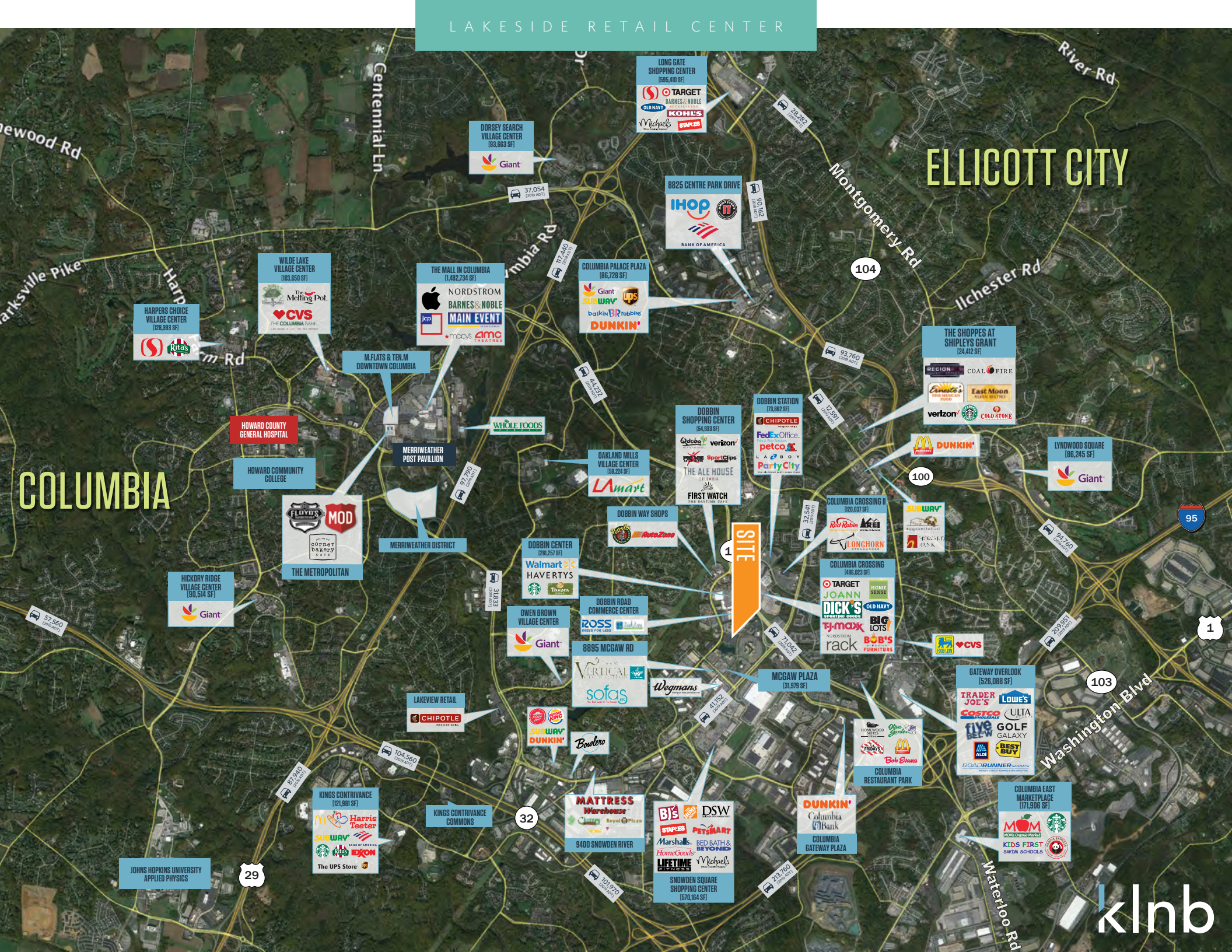


DEMOGRAPHICS | 2020

	1 MILE	3 MILE	5 MILE
POPULATION	7,538	93,643	210,130
DAYTIME POPULATION	15,744	81,570	158,552
HOUSEHOLDS	2,964	35,546	77,765
AVERAGE HH INCOME	\$148,001	\$132,785	\$141,737

ELLICOTT CITY

COLUMBIA



Newwood Rd

Marksville Pike

Harwood Rd

Howard Rd

Hickory Ridge Village Center

97,550 (200,000 SF)

99,240 (200,000 SF)

104,580 (200,000 SF)

99,240 (200,000 SF)

104,580 (200,000 SF)

Centennial Ln

DORSEY SEARCH VILLAGE CENTER (93,663 SF)

WILDE LAKE VILLAGE CENTER (103,850 SF)

THE MALL IN COLUMBIA (1,482,734 SF)

M.F. FLATS & TEN.M DOWNTOWN COLUMBIA

MOD

THE METROPOLITAN

97,790 (200,000 SF)

LAKEVIEW RETAIL

99,240 (200,000 SF)

104,580 (200,000 SF)

37,054 (200,000 SF)

177,140 (200,000 SF)

414,422 (200,000 SF)

97,790 (200,000 SF)

414,422 (200,000 SF)

97,790 (200,000 SF)

414,422 (200,000 SF)

104,580 (200,000 SF)

99,240 (200,000 SF)

104,580 (200,000 SF)

177,140 (200,000 SF)

177,140 (200,000 SF)

177,140 (200,000 SF)

177,140 (200,000 SF)

177,140 (200,000 SF)

177,140 (200,000 SF)

177,140 (200,000 SF)

177,140 (200,000 SF)

177,140 (200,000 SF)

177,140 (200,000 SF)

LONG GATE SHOPPING CENTER (595,410 SF)

8825 CENTRE PARK DRIVE

COLUMBIA PALACE PLAZA (86,728 SF)

OAKLAND MILLS VILLAGE CENTER (56,224 SF)

DOBBIN WAY SHOPS

DOBBIN CENTER (28,257 SF)

DOBBIN ROAD COMMERCE CENTER

8895 MCGAW RD

9400 SNOWDEN RIVER

101,910 (200,000 SF)

19,242 (200,000 SF)

90,162 (200,000 SF)

414,422 (200,000 SF)

64,933 (200,000 SF)

414,422 (200,000 SF)

414,422 (200,000 SF)

414,422 (200,000 SF)

414,422 (200,000 SF)

414,422 (200,000 SF)

414,422 (200,000 SF)

19,242 (200,000 SF)

90,162 (200,000 SF)

414,422 (200,000 SF)

64,933 (200,000 SF)

414,422 (200,000 SF)

414,422 (200,000 SF)

414,422 (200,000 SF)

414,422 (200,000 SF)

414,422 (200,000 SF)

414,422 (200,000 SF)

19,242 (200,000 SF)

90,162 (200,000 SF)

414,422 (200,000 SF)

64,933 (200,000 SF)

414,422 (200,000 SF)

414,422 (200,000 SF)

414,422 (200,000 SF)

414,422 (200,000 SF)

414,422 (200,000 SF)

414,422 (200,000 SF)

19,242 (200,000 SF)

90,162 (200,000 SF)

414,422 (200,000 SF)

64,933 (200,000 SF)

414,422 (200,000 SF)

414,422 (200,000 SF)

414,422 (200,000 SF)

414,422 (200,000 SF)

414,422 (200,000 SF)

414,422 (200,000 SF)

19,242 (200,000 SF)

90,162 (200,000 SF)

414,422 (200,000 SF)

64,933 (200,000 SF)

414,422 (200,000 SF)

414,422 (200,000 SF)

414,422 (200,000 SF)

414,422 (200,000 SF)

414,422 (200,000 SF)

414,422 (200,000 SF)

19,242 (200,000 SF)

90,162 (200,000 SF)

414,422 (200,000 SF)

64,933 (200,000 SF)

414,422 (200,000 SF)

414,422 (200,000 SF)

414,422 (200,000 SF)

414,422 (200,000 SF)

414,422 (200,000 SF)

414,422 (200,000 SF)

19,242 (200,000 SF)

90,162 (200,000 SF)

414,422 (200,000 SF)

64,933 (200,000 SF)

414,422 (200,000 SF)

414,422 (200,000 SF)

414,422 (200,000 SF)

414,422 (200,000 SF)

414,422 (200,000 SF)

414,422 (200,000 SF)

29

32

104

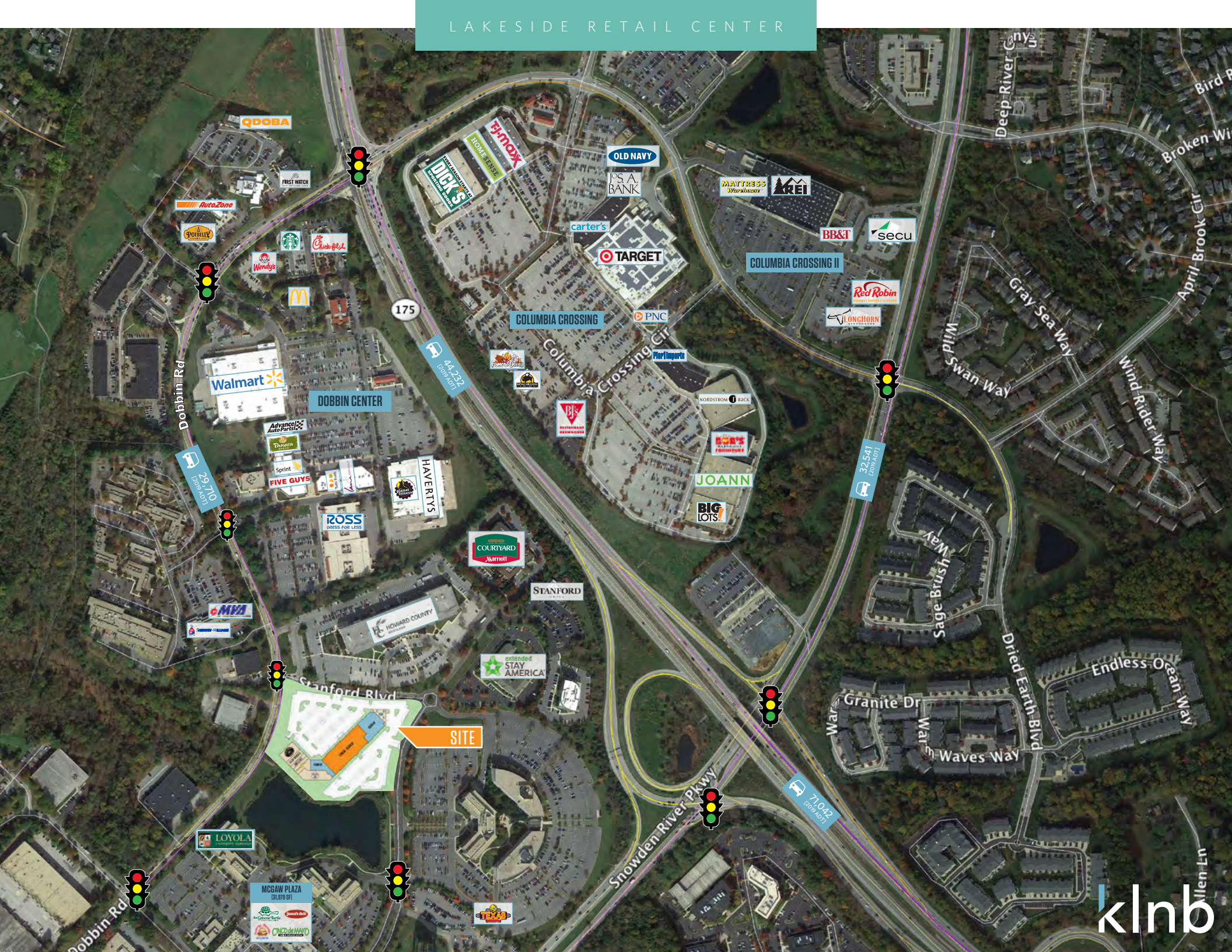
100

103

1

95

LAKESIDE RETAIL CENTER



QDOBA

AutoZone

POTBELLY

FIRST WATCH

Starbucks

Chick-fil-A

Wendy's

McDonald's

175

Walmart

DOBBIN CENTER

Advanced Auto Parts

Panera

Sprint

FIVE GUYS

HAVEYRITS

ROSS

DRESS FOR LESS

COURTYARD

STANFORD

Stanford Blvd

SITE

extended STAY AMERICA

LOYOLA

MCGAW PLAZA

(31.979 81)

GreenBurger

CINCO DE MAYO

LOWE'S

HOME DEPOT

DIck's

SPORTS & OUTDOORS

OLD NAVY

JOS. A. BANK

carter's

TARGET

COLUMBIA CROSSING

PNC

Home Depot

Home Depot

DJ'S

Parsons

NORDSTROM

RACKS

ROBY'S

FRUIT & VEGETABLES

JOANN

BIG LOTS

MATTRESS Warehouse

REI

BB&T

secu

COLUMBIA CROSSING II

Red Robin

LUNGHORN

Gray Sea Way

Wild Swan Way

Sage Brush Way

Granite Dr

Waves Way

Dried Earth Blvd

Endless Ocean Way

Deep River

Bird P

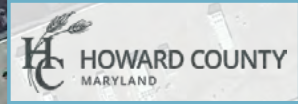
Broken Wi

April Brook Cir

Wind Rider Way

Allen Ln

LAKESIDE RETAIL CENTER



LAKESIDE RETAIL CENTER







8865 STANFORD BLVD | COLUMBIA, MARYLAND

LAKE SIDE

RETAIL CENTER



RYAN MINNEHAN | RMINNEHAN@KLN.COM | 443.632.2088
MATT COPELAND | MCOPELAND@KLN.COM | 443.632.2051

While we have no reason to doubt the accuracy of any of the information supplied, we cannot, and do not, guarantee its accuracy. All information should be independently verified prior to a purchase or lease of the property. We are not responsible for errors, omissions, misuse, or misinterpretation of information contained herein and make no warranty of any kind, express or implied, with respect to the property or any other matters.

