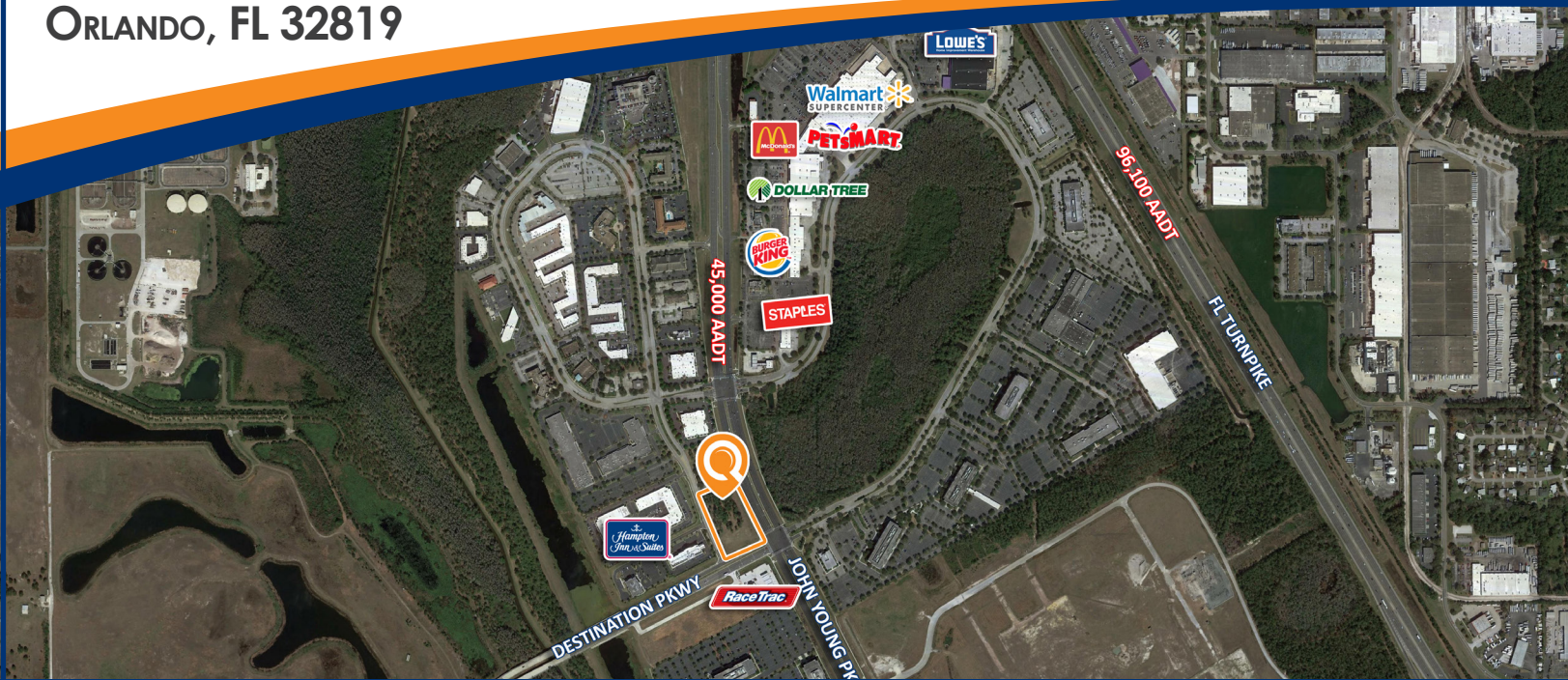


RETAIL LAND ALONG JOHN YOUNG PKWY

NWC JOHN YOUNG PKWY & DESTINATION PKWY

ORLANDO, FL 32819



1.78 AC



LAND FOR LEASE/BUILD-TO-SUIT



CALL FOR RATES

PROPERTY INFORMATION

Lease Rate:	Call for Rates
Site Size (Acres):	1.78 AC
Uses:	Gas Stations, QSR, Retail
John Young Parkway AADT:	72,500 CPD
Destination Parkway AADT:	11,200 CPD

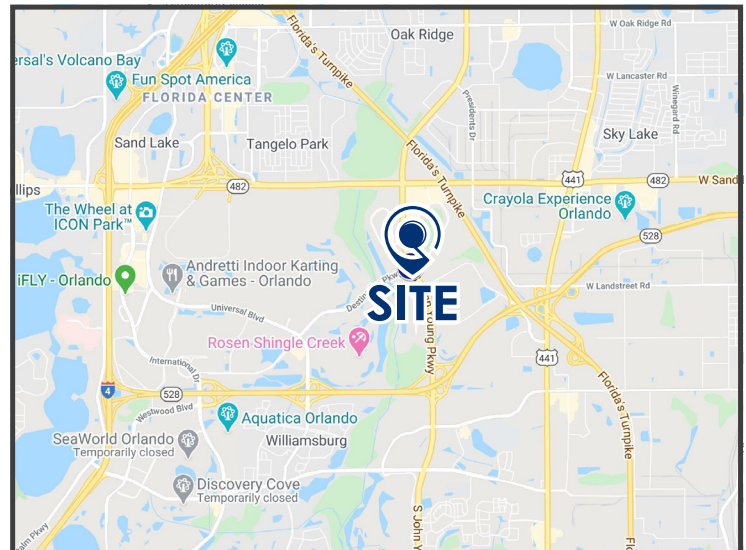
Excellent opportunity to be located in the high-growth area of Orlando's premiere tourist market

Great road frontage and visibility along John Young Parkway with 72,500 cars per day

Less than five-miles to Orange County Convention Center, which receives over 1.5 million visitors a year

Adjacent to Hampton Inn & Suites, with Dollar Tree, PetSmart, Walmart, Lowe's and other many other national retailers in the area

Just minutes from major city thoroughfares such as Sand Lake Road, Highway 441, the Beachline Expressway (SR 528), and the Florida Turnpike



DEMOGRAPHICS

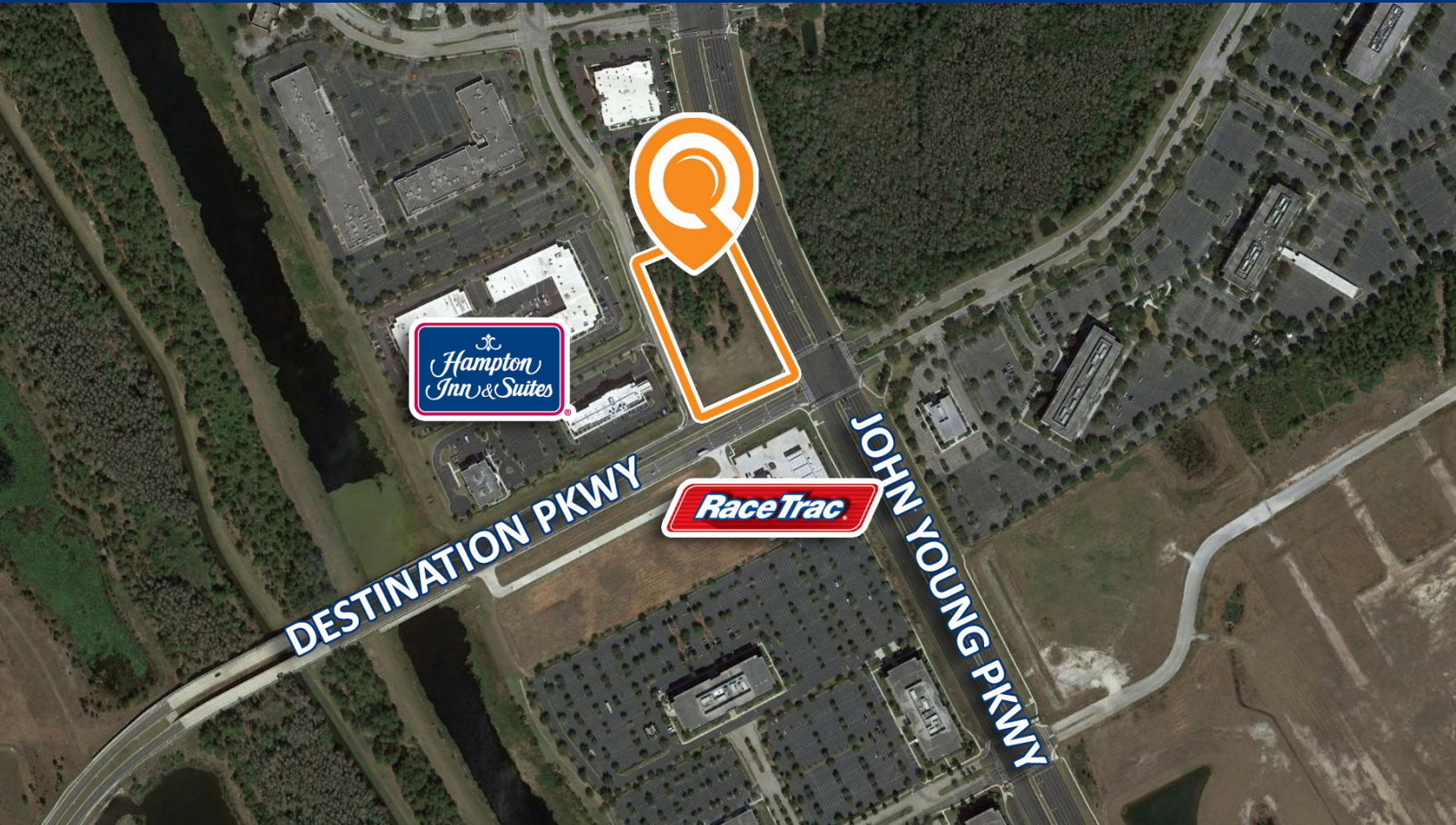
	3-MILES	5-MILES	10-MILES
Total Population	57,265	211,893	805,693
Five-Year Increase	2.0%	2.0%	2.4%
Avg Household Income	\$52,321	\$70,590	\$74,536
Total Households	20,055	77,906	302,010
Daytime Employees	93,263	191,628	531,151

(Applied Geographic Solutions 2020)

LQWEST.COM/JOHN-YOUNG-RETAIL

EVA GRACE ROYAL, SR ASSOCIATE
 D: 407.705.2217 M: 407.421.3532
eroyal@lqwest.com My LISTINGS





500 Winderley Place, Suite 104, Maitland, FL 32751

Eva Royal D: 407.705.2217 © C: 407.421.3532 © LQWEST.COM

Information obtained from owner(s) or other sources deemed reliable. We have no reason to doubt its accuracy, but cannot guarantee it. All properties subject to change or withdrawal without notice.