

FOR SALE

WEST 11 CORPORATE CAMPUS



27000 W ELEVEN MILE ROAD SOUTHFIELD, MI 48034

PROPERTY HIGHLIGHTS:

- Individual suites ranging from 3,500 SF up to ±460,000 SF
- Entire floorplates ranging from ±16,000 up to 20,000 SF
- Prominent building signage available visible from I-696
- Major interior and exterior renovations are coming 2020
- Full service cafe and catering by FreshMart
- Numerous conference and training room facilities in common area
- Community Choice Credit Union bank branch located in main lobby
- Abundant service parking with easy access to all building entrances
- Abundant covered deck parking available in two attached parking structures
- Located in the heart of Southfield Office Market with proximity to all area freeways: I-696, Northwestern Hwy, John C Lodge Fwy
- Individual suites ranging from 3,500 SF up to ±460,000 SF

The information provided herein along with any attachment(s) was obtained from sources believed to be reliable, however, Friedman Real Estate makes no guarantees, warranties, or representations as to the completeness or accuracy of such information and legal counsel is advised. All information provided is subject to verification and no liability for reliance on such information or errors or omissions is assumed. The presentation of this property is submitted subject to errors, omissions, change of price or conditions, prior sale or lease, or withdrawal without notice. Copyright © 2021 Friedman Real Estate. All rights reserved.

FOR MORE INFORMATION PLEASE CONTACT:



ROBERT GAGNIUK
robert.gagniuik@freg.com



JORDAN FRIEDMAN
jordan.friedman@freg.com



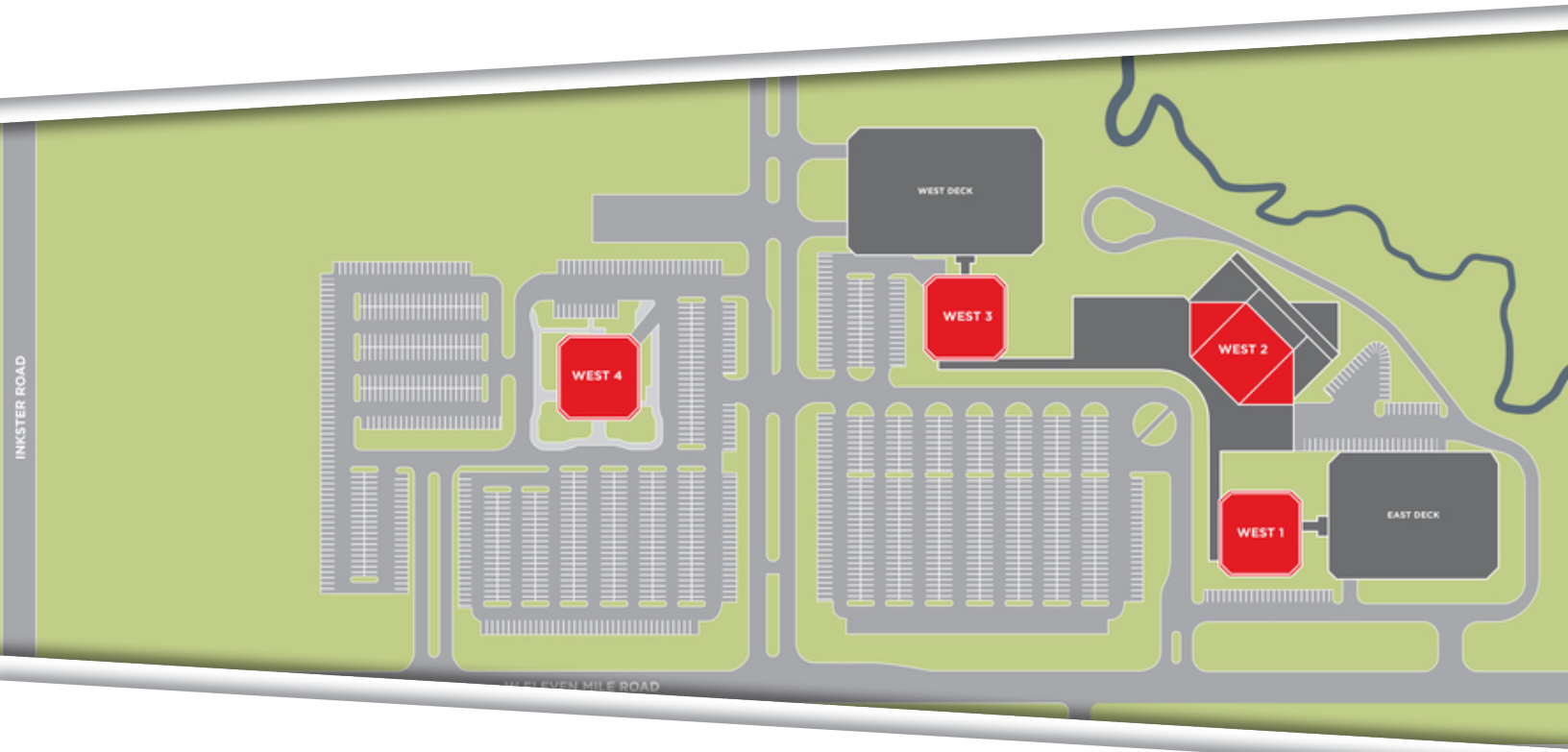
DAVID FRIEDMAN
david.friedman@freg.com

248.324.2000

eCODE 113



WEST 11 CORPORATE CAMPUS PROPERTY **AVAILABILITY**

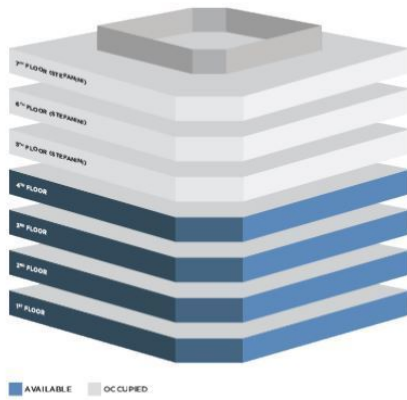


AVAILABLE SUITES

SPACE	SPACE USE	LEASE RATE	LEASE TYPE	SIZE (SF)	TERM
Building 100	Office Building	\$12.00 - 14.00 SF/yr	NNN	62,429 SF	Negotiable
Building 200	Office Building	\$12.00 - 14.00 SF/yr	NNN	304,507 SF	Negotiable
Building 300	Office Building	\$12.00 - 14.00 SF/yr	NNN	0 SF	Negotiable
Building 400	Office Building	\$12.00 - 14.00 SF/yr	NNN	159,207 SF	Negotiable

WEST 11 CORPORATE CAMPUS STACKING PLAN

PROPERTY HIGHLIGHTS ONE WEST 11




Property Details	
Address	27100 W 11 Mile Rd
Number of Floors	7
Building Size:	±110,804 SF
Year Built:	1984
Loading Docks:	0
Available RSP	
7 th Floor	0 SF
6 th Floor	0 SF
5 th Floor	0 SF
4 th Floor	±16,325 SF
3 rd Floor	±16,325 SF
2 nd Floor	±16,325 SF
1 st Floor	±14,054 SF
Contiguous	±62,429 RSP

PROPERTY HIGHLIGHTS TWO WEST 11




Property Details	
Address	27200 W 11 Mile Rd
Number of Floors	12
Building Size:	±130,4507 SF
Year Built:	1989
Loading Docks:	3
Available RSP	
12 th Floor	±20,417 SF
11 th Floor	±20,417 SF
10 th Floor	±20,417 SF
9 th Floor	±20,417 SF
8 th Floor	±20,417 SF
7 th Floor	±20,417 SF
6 th Floor	±20,417 SF
5 th Floor	±20,417 SF
4 th Floor	±20,417 SF
3 rd Floor	±20,417 SF
2 nd Floor	±16,382 SF
1 st Floor	±52,737 SF
Lower Level	±31,223 SF
Contiguous	±130,4307 SF

PROPERTY HIGHLIGHTS THREE WEST 11



Property Details	
Address	27300 W 11 Mile Rd
Number of Floors	10
Building Size:	±160,289 SF
Year Built:	1987
Loading Docks:	2
Available RSP	
10 th Floor	0 SF
9 th Floor	0 SF
8 th Floor	0 SF
7 th Floor	0 SF
6 th Floor	0 SF
5 th Floor	0 SF
4 th Floor	0 SF
3 rd Floor	±16,093 SF
2 nd Floor	±16,093 SF
1 st Floor	±15,452 SF
Contiguous	±47,638 SF

PROPERTY HIGHLIGHTS FOUR WEST 11



Property Details	
Address	27350 W 11 Mile Rd
Number of Floors	10
Building Size:	±159,207 SF
Year Built:	1985
Loading Docks:	2, + Lift
Available RSP	
10 th Floor	±16,080 SF
9 th Floor	±16,080 SF
8 th Floor	±16,080 SF
7 th Floor	±16,080 SF
6 th Floor	±16,080 SF
5 th Floor	±16,080 SF
4 th Floor	±16,080 SF
3 rd Floor	±16,080 SF
2 nd Floor	±16,080 SF
1 st Floor	±14,487 SF
Contiguous	±159,207 SF