

# 19TH & PINNACLE PEAK COMMERCEPLEX I

23910 N. 19TH AVENUE  
PHOENIX, ARIZONA

± 302,250 SQUARE FEET IN FOUR BUILDINGS



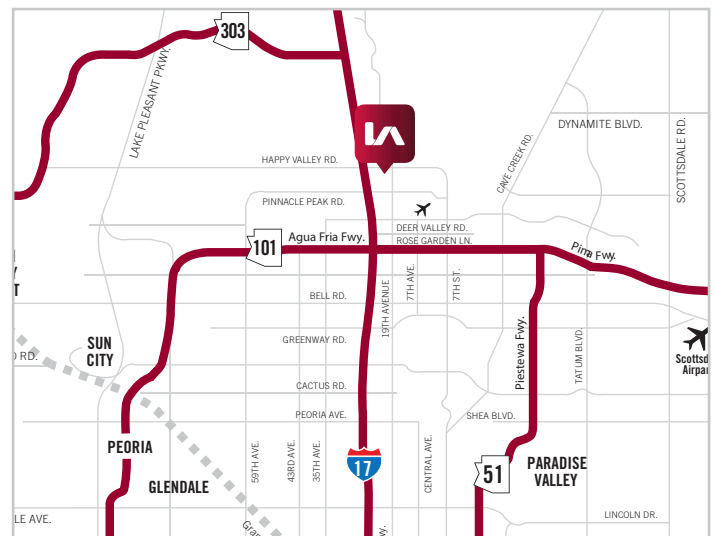
## AVAILABLE:

SUITE 4: 8,020 SF

SUITE 32: 5,016 SF (7/1/21)

## PROJECT FEATURES:

- Building 1 and 2: (20' Clear)
- Building 3 and 4: (24' Clear)
- Dock and Grade Level Loading
- Access to both the Loop 101 and I-17
- A-1 Zoning, City of Phoenix



All information furnished regarding property for sale, rental or financing is from sources deemed reliable, but no warranty or representation is made to the accuracy thereof and same is submitted to errors, omissions, change of price, rental or other conditions prior to sale, lease or financing or withdrawal without notice. No liability of any kind is to be imposed on the broker herein.

updated 3/10/20

**JEFF CONRAD, SIOR**  
PRINCIPAL  
602.954.3743  
jconrad@learizona.com

**MATT HOBAICA, SIOR**  
PRINCIPAL  
602.954.3755  
mhobaica@learizona.com

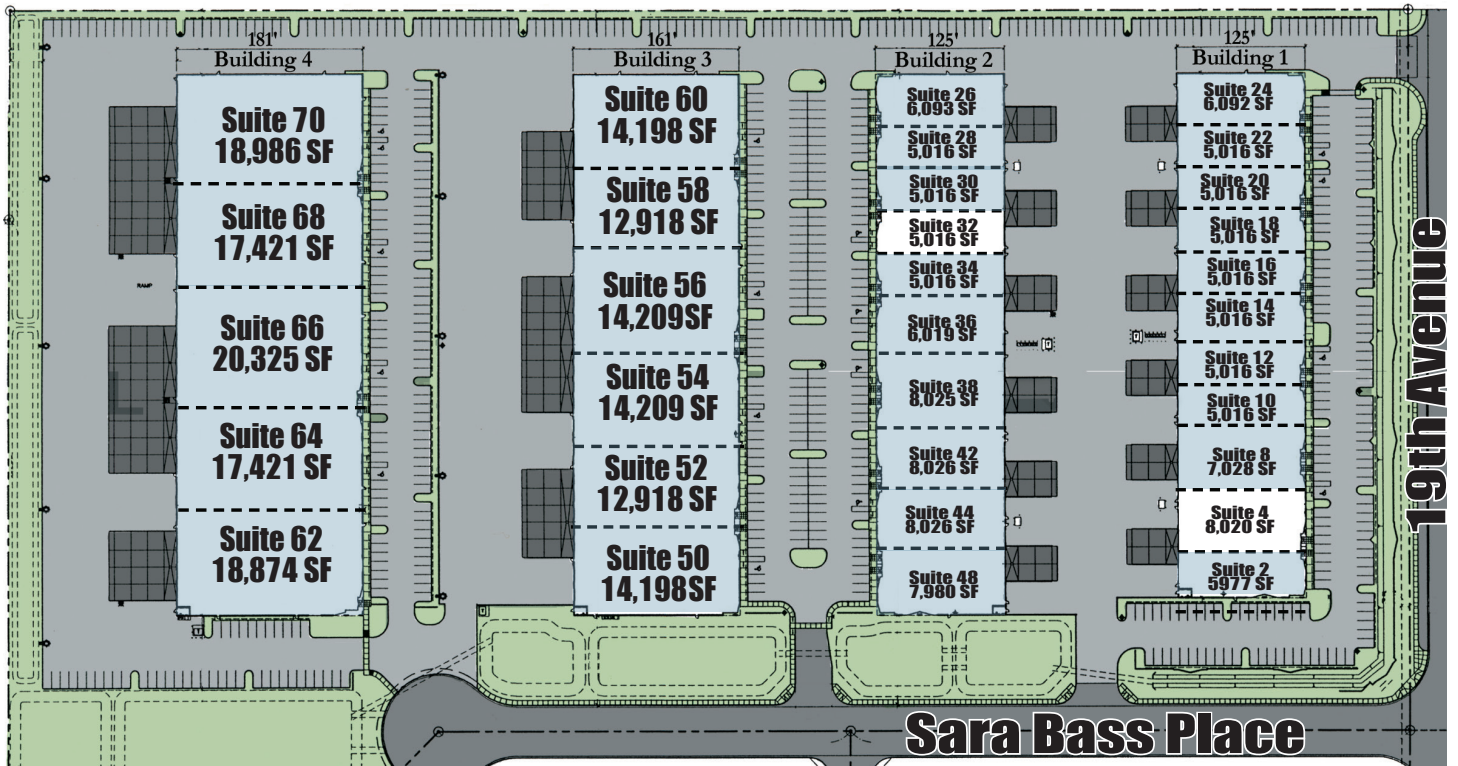
**RYAN HINGST**  
ASSOCIATE  
602.954.3772  
rhingst@learizona.com

**EJM**  
EJM DEVELOPMENT CO.  
www.ejmdevelopment.com

**LEE & ASSOCIATES**  
COMMERCIAL REAL ESTATE SERVICES

# 19TH & PINNACLE PEAK COMMERCEPLEX I

23910 N. 19TH AVENUE  
PHOENIX, ARIZONA



All information furnished regarding property for sale, rental or financing is from sources deemed reliable, but no warranty or representation is made to the accuracy thereof and same is submitted to errors, omissions, change of price, rental or other conditions prior to sale, lease or financing or withdrawal without notice. No liability of any kind is to be imposed on the broker herein.

**JEFF CONRAD, SIOR**  
PRINCIPAL  
602.954.3743  
jconrad@learizona.com

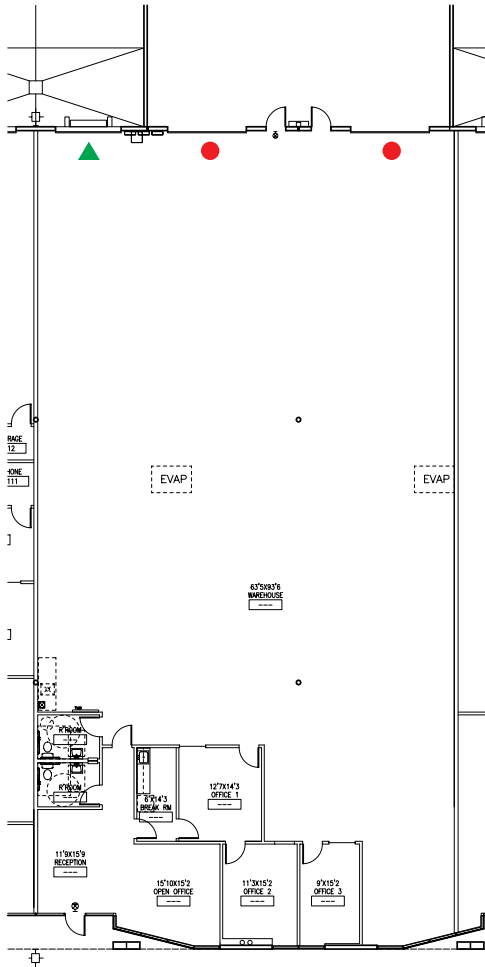
**MATT HOBAICA, SIOR**  
PRINCIPAL  
602.954.3755  
mhobaica@learizona.com

**RYAN HINGST**  
ASSOCIATE  
602.954.3772  
rhingst@learizona.com



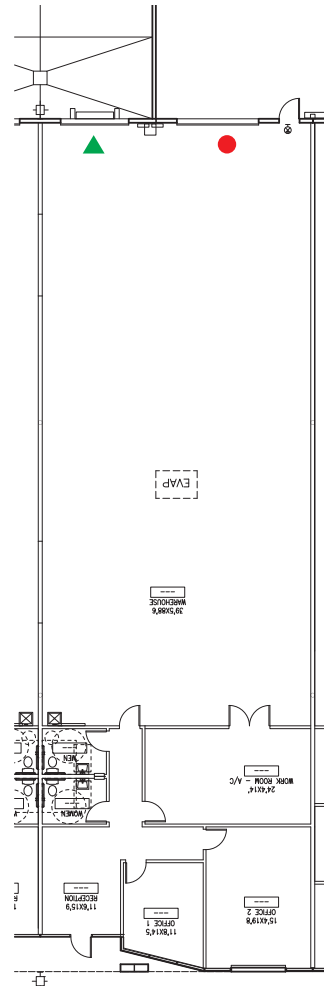
# 19TH & PINNACLE PEAK COMMERCEPLEX I

23910 N. 19TH AVENUE  
PHOENIX, ARIZONA



## SUITE 4

- 8,020 SF Bay
- 1,215 SF of Office (Showroom / 3 Offices / 2 Restrooms)
- Frontage on 19th Avenue
- 1 Dock Door and 2 Grade Level Doors
- 20' Clear Height
- A-1 Zoning
- Lease Rate \$.79 NNN



## SUITE 32

- 5,016 SF Bay
- 1,305 SF of Office (Reception / 2 Offices / Production Room / 2 Restrooms)
- 1 Dock Door and 1 Grade Level Door
- 20' Clear Height
- A-1 Zoning
- Lease Rate \$.79 NNN

All information furnished regarding property for sale, rental or financing is from sources deemed reliable, but no warranty or representation is made to the accuracy thereof and same is submitted to errors, omissions, change of price, rental or other conditions prior to sale, lease or financing or withdrawal without notice. No liability of any kind is to be imposed on the broker herein.

**JEFF CONRAD, SIOR**  
PRINCIPAL  
602.954.3743  
jconrad@learizona.com

**MATT HOBAICA, SIOR**  
PRINCIPAL  
602.954.3755  
mhobaica@learizona.com

**RYAN HINGST**  
ASSOCIATE  
602.954.3772  
rhingst@learizona.com

**ejm**  
EJM DEVELOPMENT CO.  
www.ejmdevelopment.com

**LEE & ASSOCIATES**  
COMMERCIAL REAL ESTATE SERVICES