

## OVERVIEW

Fairly level piece of land that can be used for a residential dwelling or a commercial building, with a conditional zoning approval. Approximately 85 feet of frontage and 265 feet of depth. Located between an office building and a residential property. Please contact Jeff Davis for more details.

## HIGHLIGHTS

- 85 FT of Frontage
- 265 FT Deep
- Level Piece of Land
- Close to I-76 Expressway
- Zoned Residential/Commercial Conditional
- Located Between an Office Building and a Residence



**Sale Price:**

\$79,000



**Zoning:**

Residential / Commercial



**Lot Size:**

+/- 0.51 Acres

**OUR NETWORK IS YOUR EDGE.**

All information is from sources deemed reliable and is subject to errors, omissions, change of price, rental, prior sale, and withdrawal without notice. Prospect should carefully verify each item of information contained herein.

**Jeff Davis**

O: 330.940.9360


C: 330.351.5202

[jdavis@hoffleigh.com](mailto:jdavis@hoffleigh.com)

## DEMOGRAPHICS



50,356  
Population



42.8  
Median Age



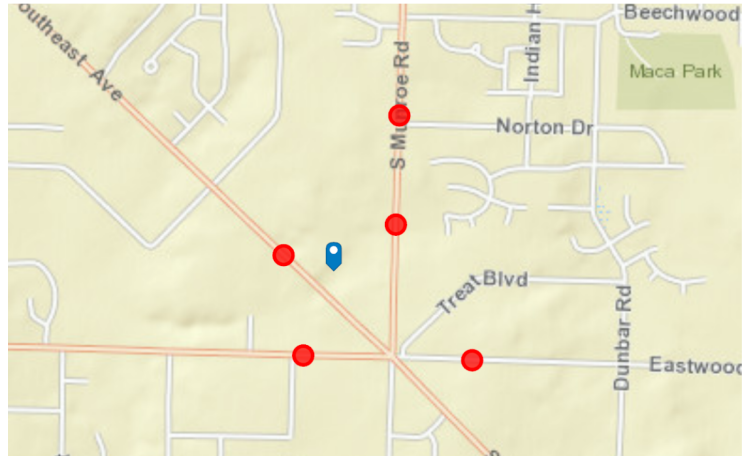
2.3  
Average  
Household Size



\$54,590  
Median Household  
Income

## TRAFFIC COUNT

Cross street	Traffic 1	Distance
Elm Ave	9,751	0.1
Norton Dr	5,791	0.2
Beachler Rd	6,050	0.2
Treat Blvd	2,090	0.4
Norton Dr	5,878	0.4



### OUR NETWORK IS YOUR EDGE.

All information is from sources deemed reliable and is subject to errors, omissions, change of price, rental, prior sale, and withdrawal without notice. Prospect should carefully verify each item of information contained herein.

**Jeff Davis**

O: 330.940.9360

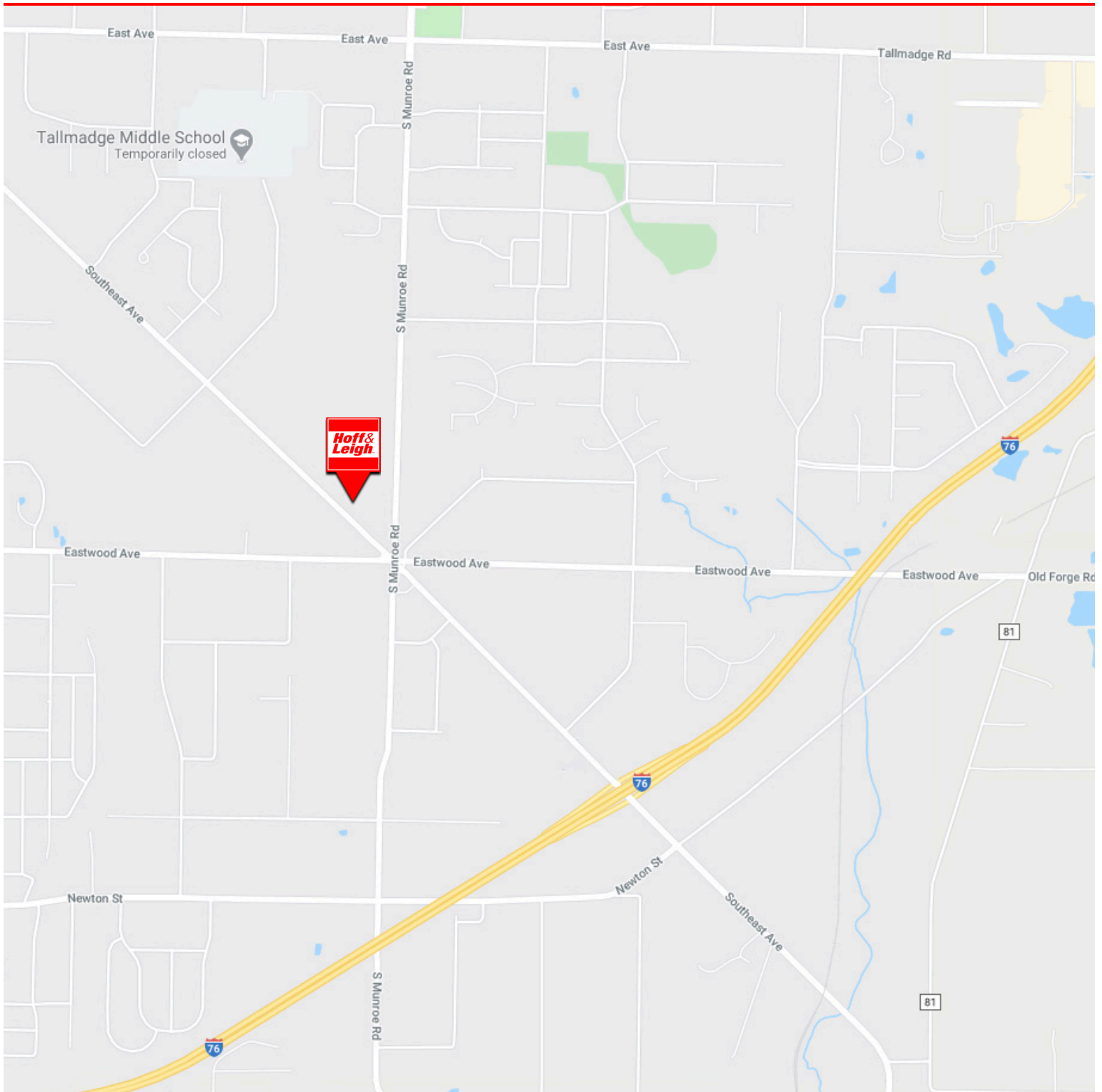
C: 330.351.5202

[jdavis@hoffleigh.com](mailto:jdavis@hoffleigh.com)



# VACANT SOUTHEAST AVENUE LAND FOR SALE

Southeast Avenue, Tallmadge, OH 44278



## OUR NETWORK IS YOUR EDGE.

All information is from sources deemed reliable and is subject to errors, omissions, change of price, rental, prior sale, and withdrawal without notice. Prospect should carefully verify each item of information contained herein.

**Jeff Davis**

O: 330.940.9360

C: 330.351.5202

[jdavis@hoffleigh.com](mailto:jdavis@hoffleigh.com)