



800 N. WOLFE
at the STREET
Johns Hopkins Medical Campus

HIGHLIGHTS:

- ▶ Located at the newly constructed Marriott Residence Inn, centrally located within the Johns Hopkins Medical Campus
- ▶ Tremendous street frontage and brand visibility
- ▶ Outdoor seating available
- ▶ Curbside and garage parking
- ▶ Electric cooling and heat, Central A/C and Energy Star Heating System

Residence INN
BY MARRIOTT

5,538 SF
RESTAURANT
SPACE

tropical CAFE CHARLEY'S verizon 100% NEAPOLITAN PIZZERIA

JOHNS HOPKINS
BERMAN INSTITUTE
of BIOETHICS



EAGER PARK

STREET VIEW



JOHNS HOPKINS DEVELOPMENT



1,192 beds at hospital

1,950 doctors at hospital

2015: 66,891 surgery procedures (42,500 outpatient)

2015: 688,700 patient encounters (1,887/day on average)

School of Medicine: 2,700 full-time faculty; 1,300 part-time faculty

Daytime Population: 22,000 (including Kennedy Krieger Institute & Science + Technology Park at JH)

Bloomberg School of Public Health: 670 full-time faculty; 709 part-time faculty

School of Nursing: 145 full-time staff; 140 full-time faculty

BLOOMBERG CHILDREN'S CENTER

ORLEANS STREET GARAGE

HARRY & JEANETTE WEINBERG BUILDING

SHEIKH ZAYED TOWER

SMITH BUILDING

BUNTING BLAUSTEIN RESEARCH BUILDING

KOCH CANCER RESEARCH BUILDING

OUTPATIENT CENTER

MCELDERRY GARAGE

CAROLINE GARAGE

SCHOOL OF NURSING

BLOOMBERG SCHOOL OF PUBLIC HEALTH

WILMER EYE INSTITUTE

ROSS RESEARCH BUILDING

TRAYLOR BUILDING

MILLER RESEARCH BUILDING

KENNEDY KRIEGER INSTITUTE

WELGH MEDICAL LIBRARY


1830 BUILDING

RUTLAND GARAGE

800 N. WOLFE ST

RANGOS LIFE SCIENCES BUILDING

ASHLAND PARKING GARAGE/WALGREENS



FLOOR PLAN: TERRACE LEVEL RESTAURANT

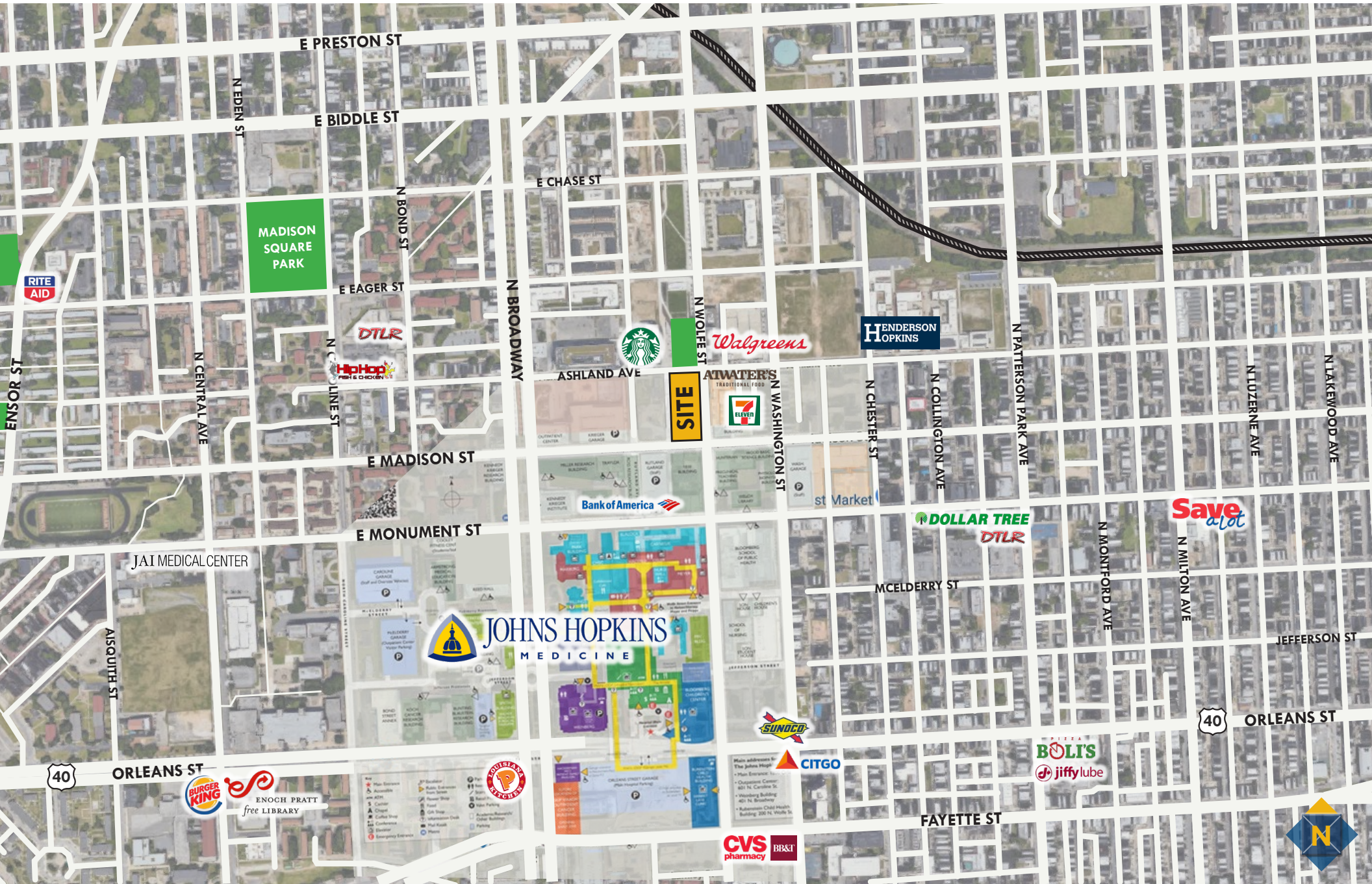
ASHLAND AVE

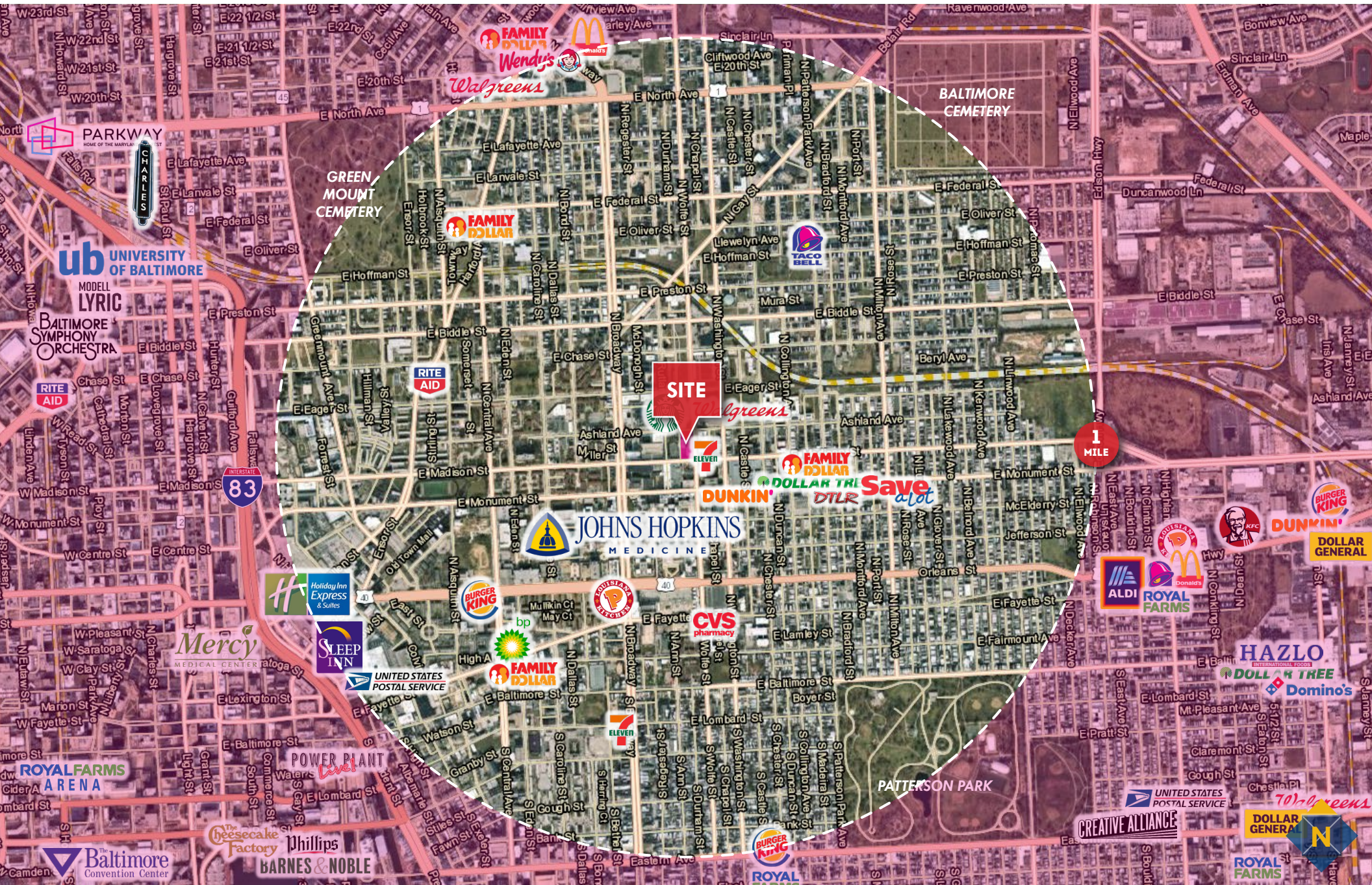
N WOLFE ST

Residence INN
BY MARRIOTT

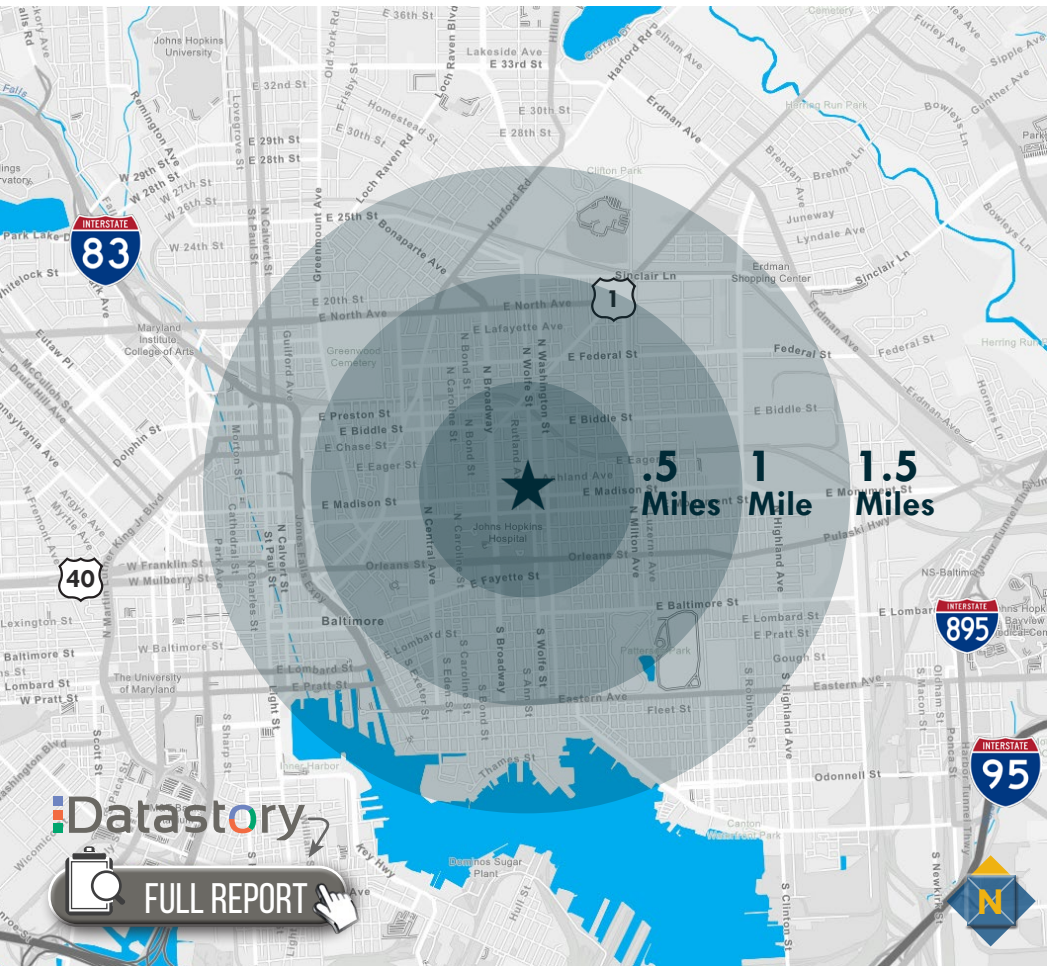
AVAILABLE
5,538 SF







DEMOGRAPHICS (2019)



RESIDENTIAL POPULATION	NUMBER OF HOUSEHOLDS	AVERAGE HH SIZE	MEDIAN AGE
9,063 .5 MILES	3,450 .5 MILES	2.56 .5 MILES	33.7 .5 MILES
55,284 1 MILE	18,325 1 MILE	2.59 1 MILE	34.0 1 MILE
101,116 1.5 MILES	40,965 1.5 MILES	2.26 1.5 MILES	33.7 1.5 MILES
AVERAGE HH INCOME	EDUCATION (COLLEGE+)	EMPLOYMENT (AGE 16+ IN LABOR FORCE)	DAYTIME POPULATION
\$40,679 .5 MILES	40.5% .5 MILES	88.4% .5 MILES	29,623 .5 MILES
\$58,381 1 MILE	44.7% 1 MILE	89.7% 1 MILE	65,519 1 MILE
\$76,437 1.5 MILES	57.1% 1.5 MILES	93.1% 1.5 MILES	166,879 1.5 MILES

30%
MODEST INCOME HOMES
1 MILE RADIUS

[LEARN MORE](#)

Religious faith and family values guide the modest lifestyles of families in this urban segment. Consumers in this market live for today, choosing to save only for a specific purpose. TV is the media of choice.

21%
CITY COMMONS
1 MILE RADIUS

[LEARN MORE](#)

Most households receive income from wages or salaries, but nearly 1 in 4 receive assistance. Consumers endeavor to keep up with the latest fashion trends, and most prefer the convenience of fast food.

2.67
AVERAGE HH SIZE

28.5
MEDIAN AGE

\$18,300
MEDIAN HH INCOME

[LEARN MORE](#)

10%
SOCIAL SECURITY SET
1 MILE RADIUS

[LEARN MORE](#)

This older market enjoys the hustle and bustle of life in the heart of the city, with the added benefit of access to hospitals, community centers and public transportation. Wages and salary income are still earned.

1.73
AVERAGE HH SIZE

45.6
MEDIAN AGE

\$17,900
MEDIAN HH INCOME

[LEARN MORE](#)

9%
METRO RENTERS
1 MILE RADIUS

[LEARN MORE](#)

The popularity of urban life continues to increase for these consumers in their late twenties and thirties. Residents spend a large portion of their wages on rent, clothes, and the latest technology.

1.67
AVERAGE HH SIZE

32.5
MEDIAN AGE

\$67,000
MEDIAN HH INCOME

[LEARN MORE](#)



CONTACT:

TOM FIDLER

EXECUTIVE VICE PRESIDENT & PRINCIPAL

410.494.4860

tfidler@mackenziecommercial.com

LAURA WILLIAMS

VICE PRESIDENT

410.494.4864

lwilliams@mackenziecommercial.com

MacKenzie Commercial Real Estate Services, LLC
www.mackenziecommercial.com • 410-821-8585
2328 W. Joppa Road, Suite 200 | Lutherville-Timonium, Maryland 21093