

15403 ANACAPA ROAD
VICTORVILLE, CA 92392



COMMERCIAL OFFICE

This offering is located in close proximity to the civic area of the City of Victorville, just south of Interstate 15 and Palmdale Road interchange. This location is considered to be the center of the Victor Valley and services over 400,000 residents.

Space offers open floor plan, kitchenette/breakroom, and one restroom. The space also contains a safe and private back office.

Landlord may offer T/I to qualified tenants

JEREMY SCHMIDT



760.983.2593 • JSchmidt@Kurschgroup.com
BRE #01310579 Corporate BRE # 01896143

12180 Ridgcrest Rd, Suite 232, Victorville, CA 92395
760.983.2383 • Contact@kurschgroup.com • Kurschgroup.com

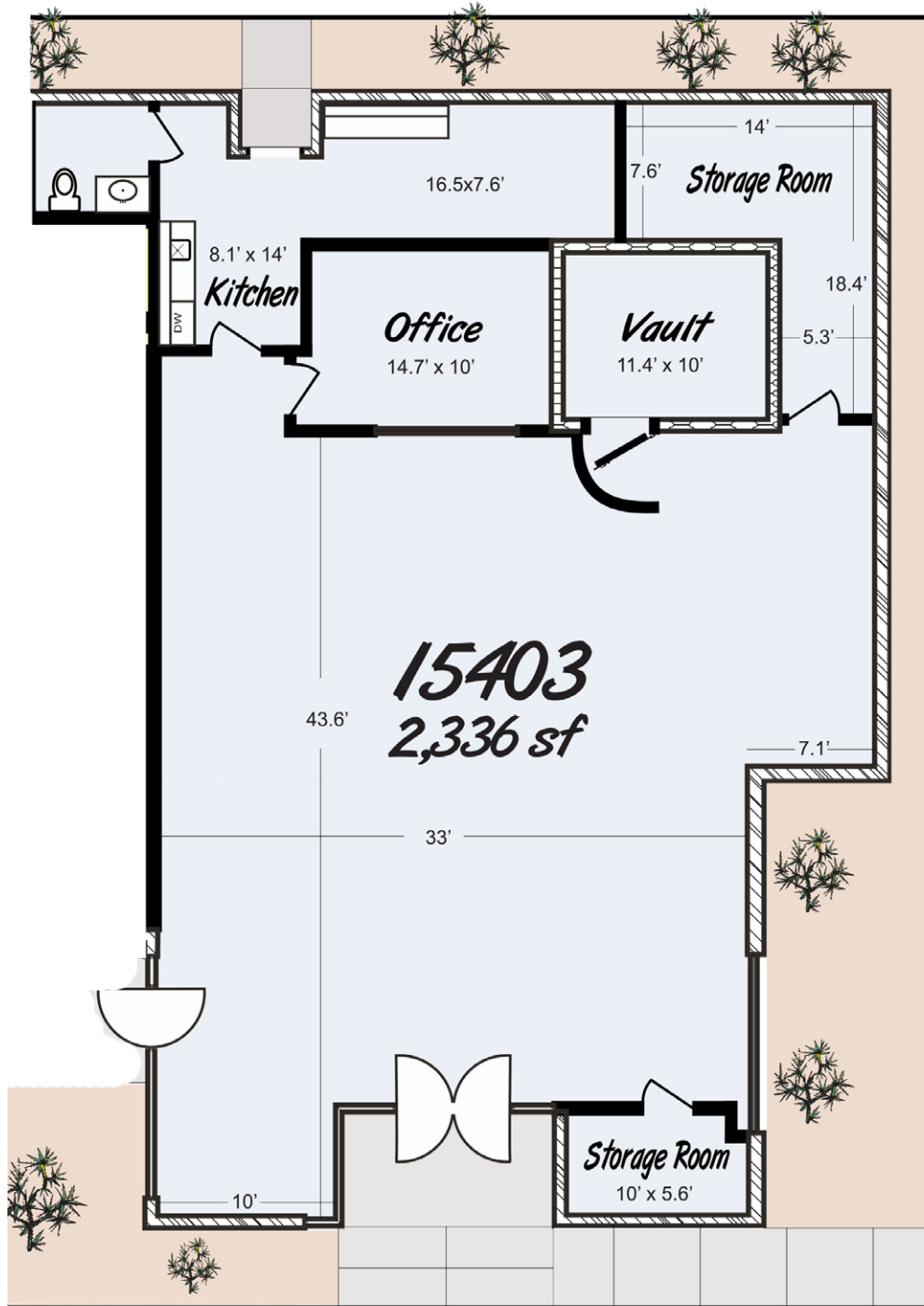
Modified Gross Lease

OFFERING

±2,336 SF

\$1.40 psf

Alley Driveway



JEREMY SCHMIDT



760.983.2593 • JSchmidt@Kurschgroup.com

BRE #01310579 Corporate BRE # 01896143

12180 Ridgcrest Rd, Suite 232, Victorville, CA 92395

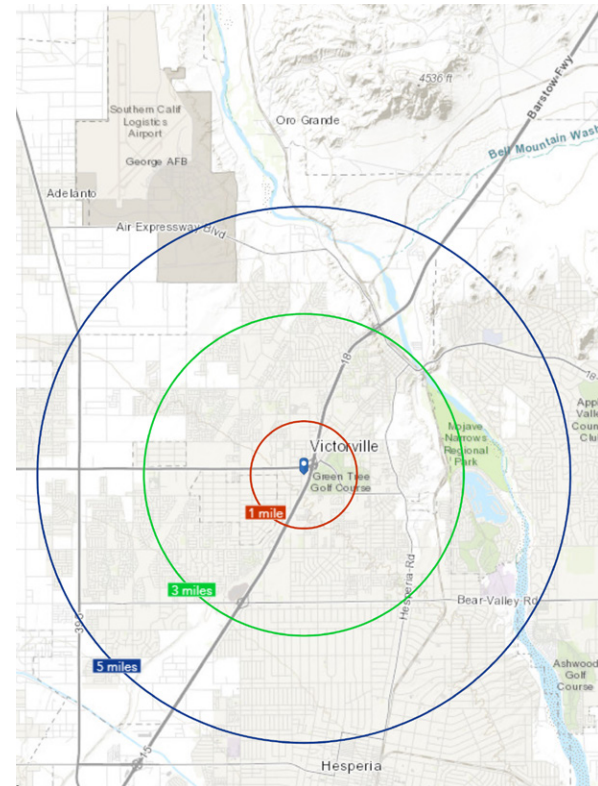

760.983.2383 • Contact@kurschgroup.com • Kurschgroup.com

Modified Gross Lease

OFFERING

±2,336 SF

\$1.40 psf



	2019			2024		
	1 Mile	3 Mile	5 Mile	1 Mile	3 Mile	5 Mile
Population	8,560	94,439	180,987	8,855	98,812	188,667
Median Age	31.1	29.9	31.3	31.9	31.1	32.2
Housholds	3,040	27,696	51,857	3,124	28,801	53,777
Median Household Income	\$41,549	\$49,495	\$54,783	\$48,324	\$56,228	\$62,557

JEREMY SCHMIDT



760.983.2593 • JSchmidt@Kurschgroup.com
BRE #01310579 Corporate BRE # 01896143

12180 Ridgcrest Rd, Suite 232, Victorville, CA 92395
760.983.2383 • Contact@kurschgroup.com • Kurschgroup.com

Modified Gross Lease

OFFERING

±2,336 SF

\$1.40 psf

