



10,000 SF
AVAILABLE

ROBERT PAUL ACADEMY

HEALTHY SCHOOL
GYM
REOPENING
4/10/2020

RETAIL FOR LEASE
29 GREENMEADOW DRIVE
LUTHERVILLE-TIMONIUM, MD 21093



John Harrington
☎ 410.494.4863
✉ jharrington@mackenziecommercial.com
MacKenzie Commercial Real Estate Services, LLC • 410-821-8585

Matthew Mueller
☎ 410.494.6658
✉ mmueller@mackenziecommercial.com

Tim Harrington
☎ 410.494.4855
✉ timharrington@mackenziecommercial.com
www.MACKENZIECOMMERCIAL.com

FOR LEASE

Baltimore County, MD

29 GREENMEADOW DRIVE

LUTHERVILLE-TIMONIUM, MARYLAND 21093

AVAILABLE

10,000 sf

ZONING

BM (Business Major)

TRAFFIC COUNT

31,830 AADT (York Rd/Rt. 45)

HIGHLIGHTS

- ▶ 10,000 sf ground level space
- ▶ Ideal for retail, service or flex
- ▶ Pylon and building signage
- ▶ Across from the Maryland State Fairgrounds
- ▶ Adjacent to Timonium Square Shopping Center (Giant Food, Staples, Qdoba, Starbucks, Dollar Tree, LL Flooring, Panera Bread, Sally Beauty, Nalley Fresh and more)
- ▶ Great location just off of York Road to serve the thriving communities of Lutherville-Timonium, Cockeysville, Towson and beyond
- ▶ 136,000+ population in a 5 mile radius (167,000+ daytime population) with an average household income \$137,000+



John Harrington

410.494.4863

jharrington@mackenziecommercial.com

Mackenzie Commercial Real Estate Services, LLC • 410-821-8585

Matthew Mueller

410.494.6658

mmueller@mackenziecommercial.com

2328 W. Joppa Road, Suite 200 | Lutherville-Timonium, Maryland 21093 • www.MACKENZIECOMMERCIAL.com

Tim Harrington

410.494.4855


timharrington@mackenziecommercial.com

FOR LEASE

Baltimore County, MD

AERIAL

29 GREENMEADOW DRIVE | LUTHERVILLE-TIMONIUM, MARYLAND 21093



John Harrington
📞 410.494.4863
✉️ jharrington@mackenziecommercial.com
MacKenzie Commercial Real Estate Services, LLC • 410-821-8585

Matthew Mueller
📞 410.494.6658
✉️ mmueller@mackenziecommercial.com

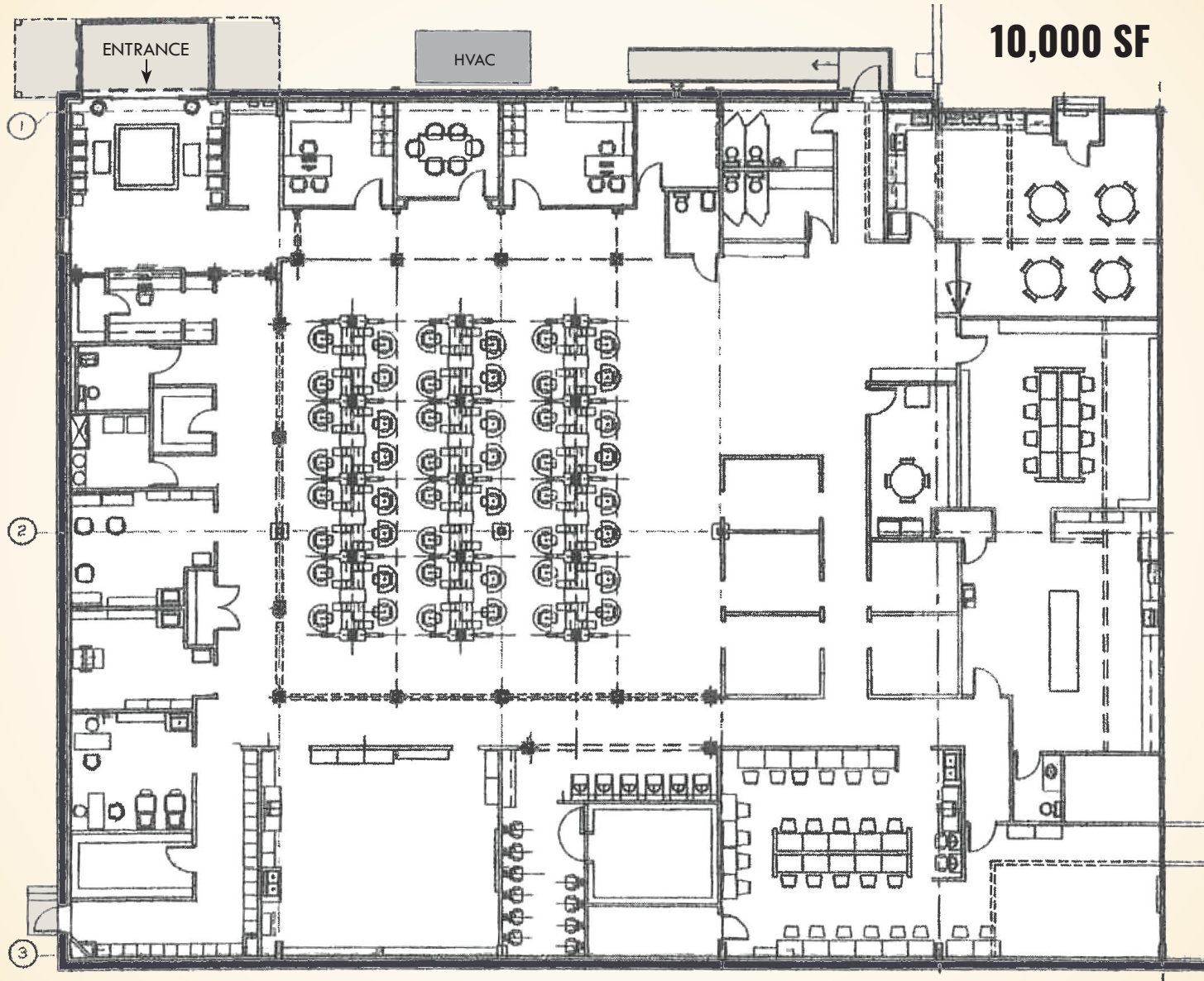
Tim Harrington
📞 410.494.4855
✉️ timharrington@mackenziecommercial.com
www.MACKENZIECOMMERCIAL.com

FOR LEASE

Baltimore County, MD

EXISTING FLOOR PLAN

29 GREENMEADOW DRIVE | LUTHERVILLE-TIMONIUM, MARYLAND 21093



John Harrington
410.494.4863
jharrington@mackenziecommercial.com
MacKenzie Commercial Real Estate Services, LLC • 410-821-8585

Matthew Mueller
410.494.6658
mmueller@mackenziecommercial.com

Tim Harrington
410.494.4855
timharrington@mackenziecommercial.com
www.MACKENZIECOMMERCIAL.com

FOR LEASE

Baltimore County, MD

BIRDSEYE

29 GREENMEADOW DRIVE | LUTHERVILLE-TIMONIUM, MARYLAND 21093

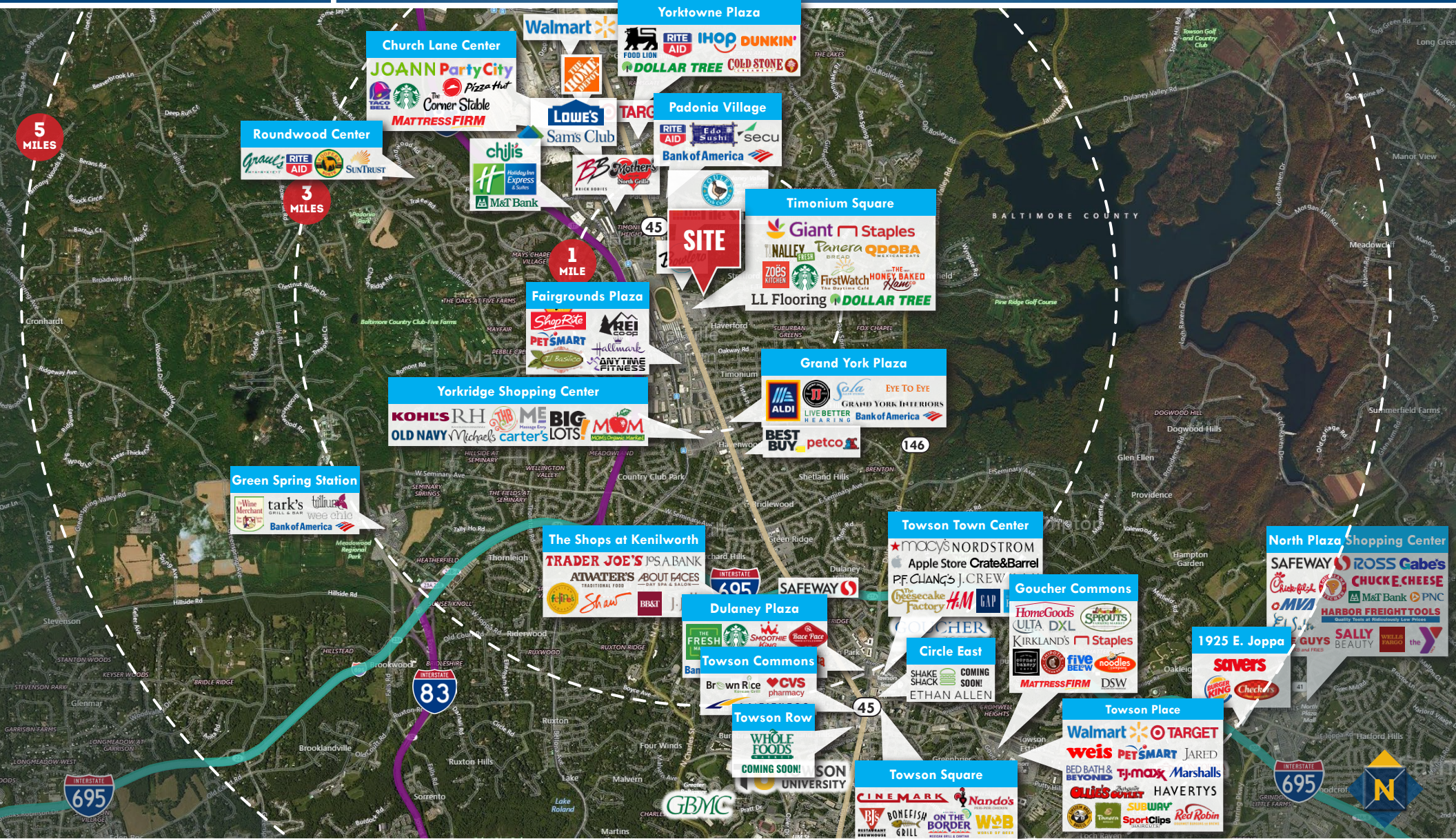


FOR LEASE

Baltimore County, MD

TRADE AREA

29 GREENMEADOW DRIVE | LUTHERVILLE-TIMONIUM, MARYLAND 21093



John Harrington
 410.494.4863
 jharrington@mackenziecommercial.com
 MacKenzie Commercial Real Estate Services, LLC

Matthew Mueller
 410.494.6658
 mmueller@mackenziecommercial.com

Tim Harrington
 410.494.4855
 timharrington@mackenziecommercial.com

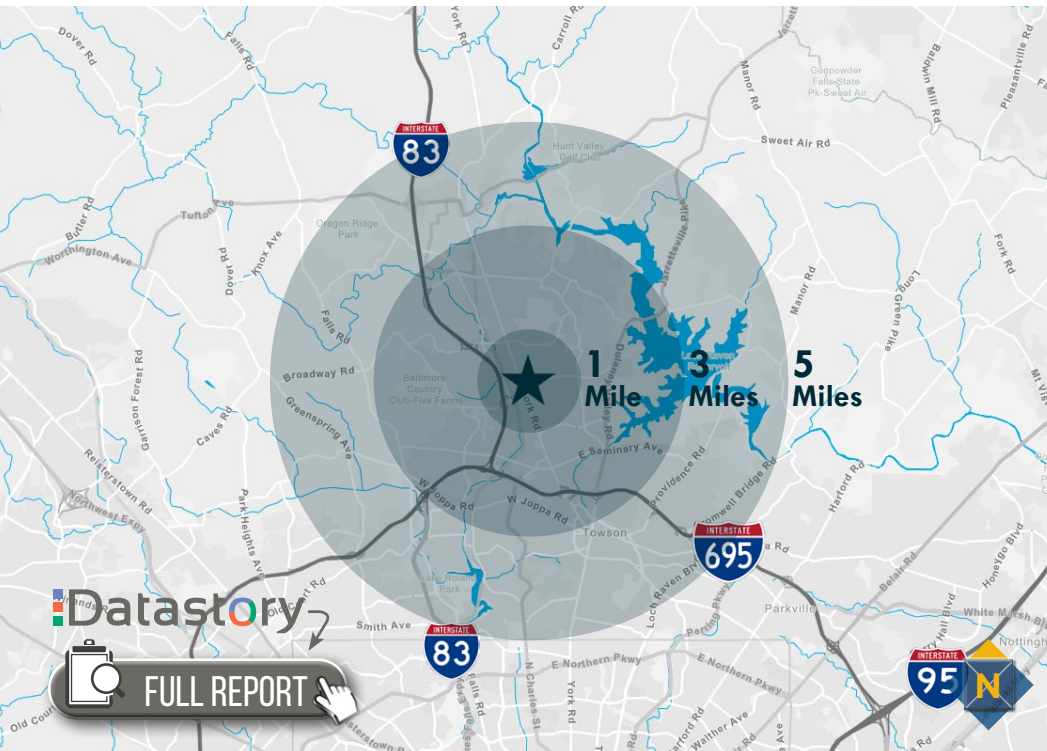


FOR LEASE

Baltimore County, MD

LOCATION / DEMOGRAPHICS (2020)

29 GREENMEADOW DRIVE | LUTHERVILLE-TIMONIUM, MARYLAND 21093



Datastory

FULL REPORT

RESIDENTIAL POPULATION 8,245 1 MILE 69,904 3 MILES 136,008 5 MILES	NUMBER OF HOUSEHOLDS 3,279 1 MILE 29,076 3 MILES 54,676 5 MILES	AVERAGE HH SIZE 2.51 1 MILE 2.27 3 MILES 2.30 5 MILES	MEDIAN AGE 46.5 1 MILE 43.3 3 MILES 41.5 5 MILES
AVERAGE HH INCOME \$121,822 1 MILE \$119,709 3 MILES \$130,359 5 MILES	EDUCATION (COLLEGE+) 82.0% 1 MILE 79.9% 3 MILES 82.0% 5 MILES	EMPLOYMENT (AGE 16+ IN LABOR FORCE) 91.6% 1 MILE 90.8% 3 MILES 90.8% 5 MILES	DAYTIME POPULATION 12,136 1 MILE 76,561 3 MILES 167,372 5 MILES

23%
YOUNG AND RESTLESS
2 MILES

These well-educated young workers, some of whom are still completing their education, are largely employed in professional/technical occupations. Smartphones and the Internet are a way of life.

2.04
AVERAGE HH SIZE

29.8
MEDIAN AGE

\$40,500
MEDIAN HH INCOME

LEARN MORE

2.04
AVERAGE HH SIZE

29.8
MEDIAN AGE

\$40,500
MEDIAN HH INCOME

17%
EXURBANITES
2 MILES

These residents are approaching retirement but show few signs of slowing down. They are active in their communities and seasoned travelers, with a lifestyle that is both affluent and urbane.

2.50
AVERAGE HH SIZE

51.0
MEDIAN AGE

\$103,400
MEDIAN HH INCOME

LEARN MORE

2.50
AVERAGE HH SIZE

51.0
MEDIAN AGE

\$103,400
MEDIAN HH INCOME

16%
PLEASANTVILLE
2 MILES

Prosperous domesticity best describes these settled denizens. They maintain their higher incomes and standard of living with dual incomes, and shop online and in a variety of stores, from upscale to discount.

2.88
AVERAGE HH SIZE

42.6
MEDIAN AGE

\$92,900
MEDIAN HH INCOME

LEARN MORE

2.88
AVERAGE HH SIZE

42.6
MEDIAN AGE

\$92,900
MEDIAN HH INCOME

11%
IN STYLE
2 MILES

In Style denizens embrace an urbane lifestyle that includes support of the arts, travel and extensive reading. They are connected and make full use of the advantages of mobile devices.

2.35
AVERAGE HH SIZE

42.0
MEDIAN AGE

\$73,000
MEDIAN HH INCOME

LEARN MORE

2.35
AVERAGE HH SIZE

42.0
MEDIAN AGE

\$73,000
MEDIAN HH INCOME