



**FLORIDA  
COMMERCIAL**  
COMMERCIAL REALTORS

**ALEX AYDELOTTE**

PARTNER

D: 772.223.3646


ALEX@FLORIDA-COMMERCIAL.NET



**FOR LEASE**

# Palm City Professional Center

**1500-1532 SW MAPP RD, PALM CITY, FL 34990**



**OFFERING SUMMARY**

Available SF: 800 - 2,000 SF

Lease Rate: \$16.50 SF/yr (NNN)

Lot Size: 1.88 Acres

Year Built: 2001

Building Size: 15,000

**PROPERTY OVERVIEW**

Join the Palm City Professional Center, an upscale office building located at the signalized intersection of SW Mapp Rd and SW Matheson Ave. This single story building has Ample Parking, Good Signage, and easy Ingress & Egress. The plaza is subdivided into 7 units, with a Good Tenant Mix including a Dentist, a Veterinary Clinic, an Avian Clinic, a Salon, and the State of Florida. Ample Parking allows for Medical Use.

At the lighted intersection of SW Map Rd & SW Matheson Rd in Palm City, FL

**AVAILABLE SPACES**

SPACE	LEASE RATE	SIZE (SF)
1504 SW Mapp Road	\$16.50 SF/yr	2,000 SF
1528 SW Mapp Road	\$16.50 SF/yr	800 SF

**EXECUTIVE SUMMARY**

**ALEX AYDELOTTE**

PARTNER

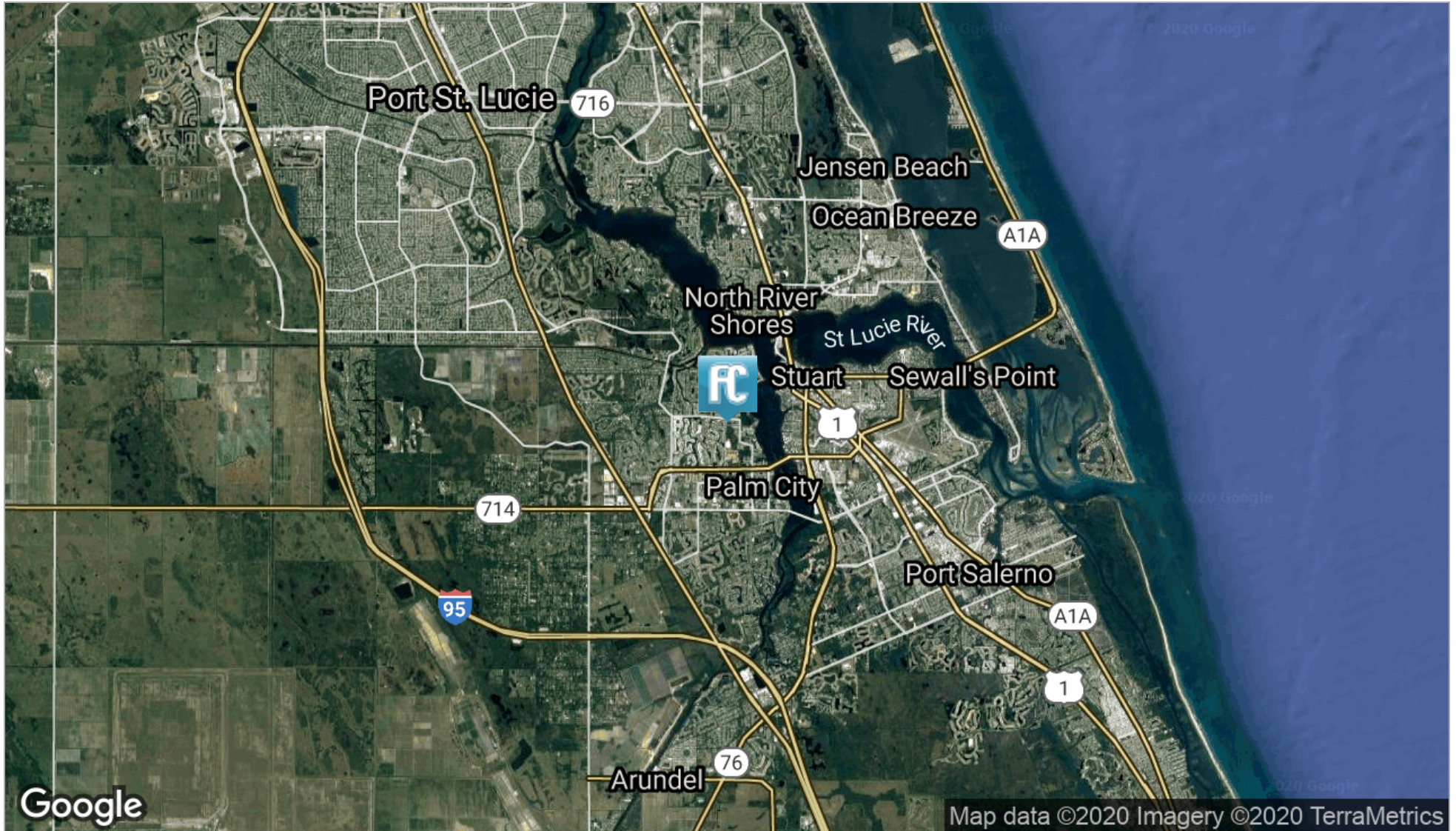
D: 772.223.3646

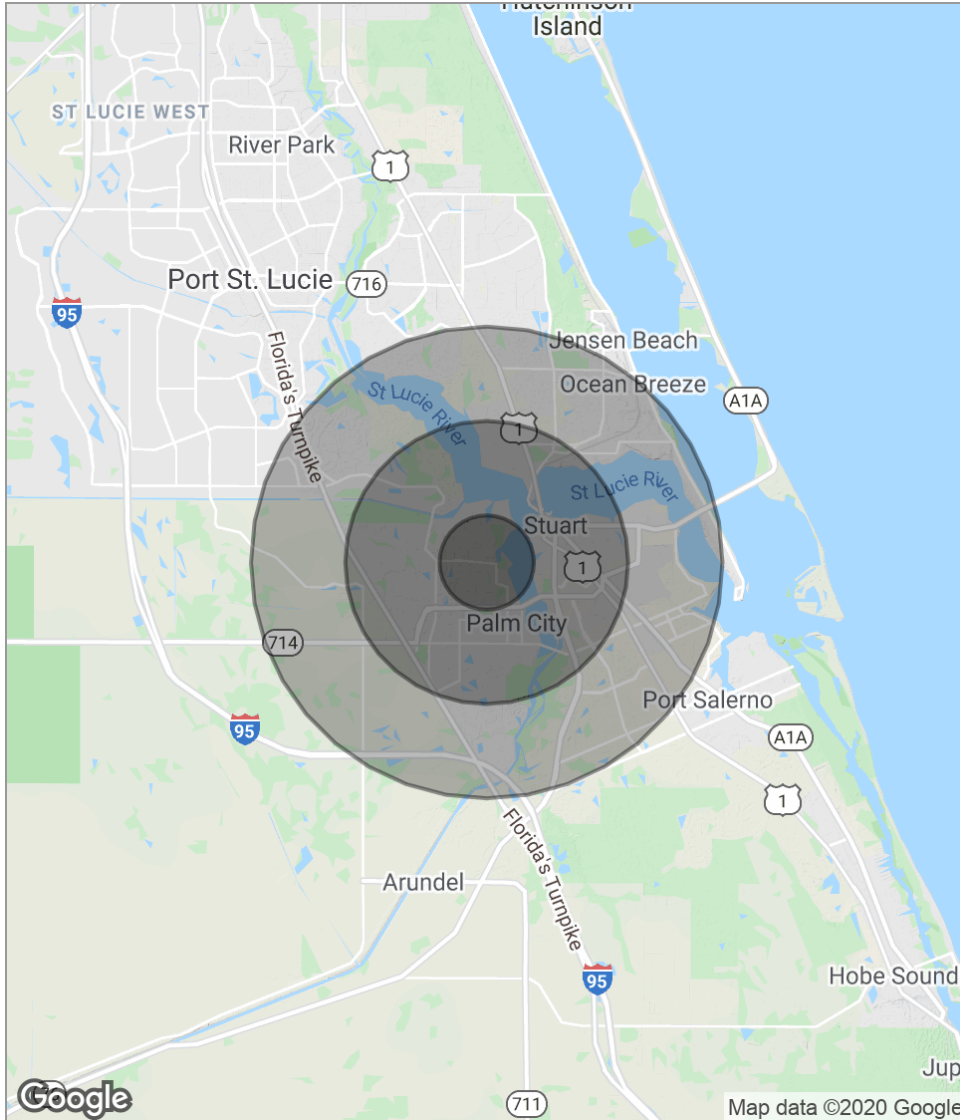
ALEX@FLORIDA-COMMERCIAL.NET

309 SE Osceola Street #104 • Stuart, FL 34994 • 772.223.3646 • florida-commercial.net









POPULATION	1 MILE	3 MILES	5 MILES
Total population	5,341	40,140	88,181
Median age	57.0	47.8	47.4
Median age (Male)	55.7	45.9	45.1
Median age (Female)	57.3	48.6	48.7
HOUSEHOLDS & INCOME	1 MILE	3 MILES	5 MILES
Total households	2,501	16,946	36,933
# of persons per HH	2.1	2.4	2.4
Average HH income	\$88,392	\$78,875	\$77,171
Average house value	\$489,704	\$387,328	\$300,220

*\* Demographic data derived from 2010 US Census*