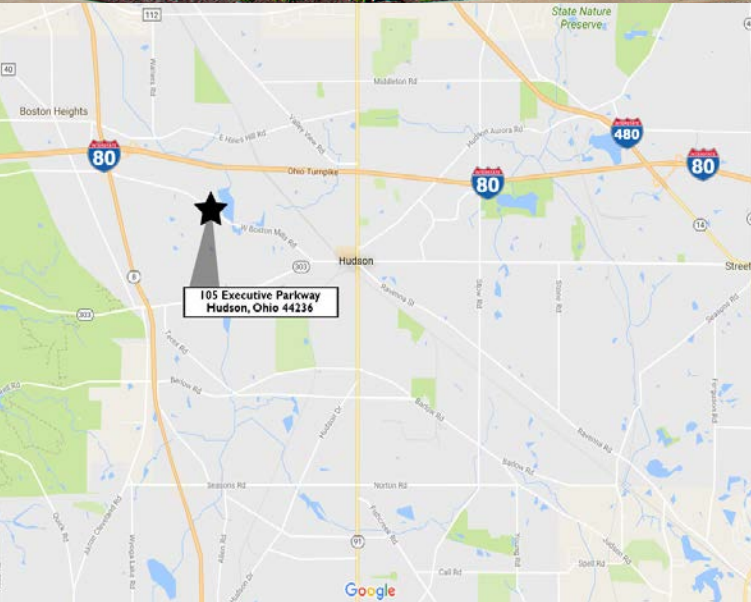


# FOR LEASE

## 105 & 115 Executive Parkway

HUDSON, OHIO 44236



### Property Highlights

- Four single story buildings with unique architecture
- Aggressive/creative Landlord
- Private entrances and separate utilities for each suite
- Easy access to Route 8 and Ohio Turnpike
- Pro-business community
- Convenient location in a professional setting
- Minutes to freeways, restaurants, and shopping
- Attentive property management
- Generous glass lines

### Available Units For Lease:

#### UNIT 105

Up to 10,955 SF available  
1,600 SF | 3,300 SF | 7,655 SF

#### UNIT 115

2,016 SF | 6,390 SF

## Divisible Suites To Suit Your Needs

**MATTHEW E. BEESLEY**

Principal

+1 216 525 1466

mbeesley@crescorealestate.com



3 Summit Park Drive, Suite 200  
Cleveland, Ohio 44131  
P +1 216 520 1200 • F +1 216 520 1828  
[crescorealestate.com](http://crescorealestate.com)

Cushman & Wakefield Copyright 2020. No warranty or representation, express or implied, is made to the accuracy or completeness of the information contained herein, and same is submitted subject to errors, omissions, change of price, rental or other conditions, withdrawal without notice, and to any special listing conditions imposed by the property owner(s). As applicable, we make no representation as to the condition of the property (or properties) in question.

# FOR LEASE

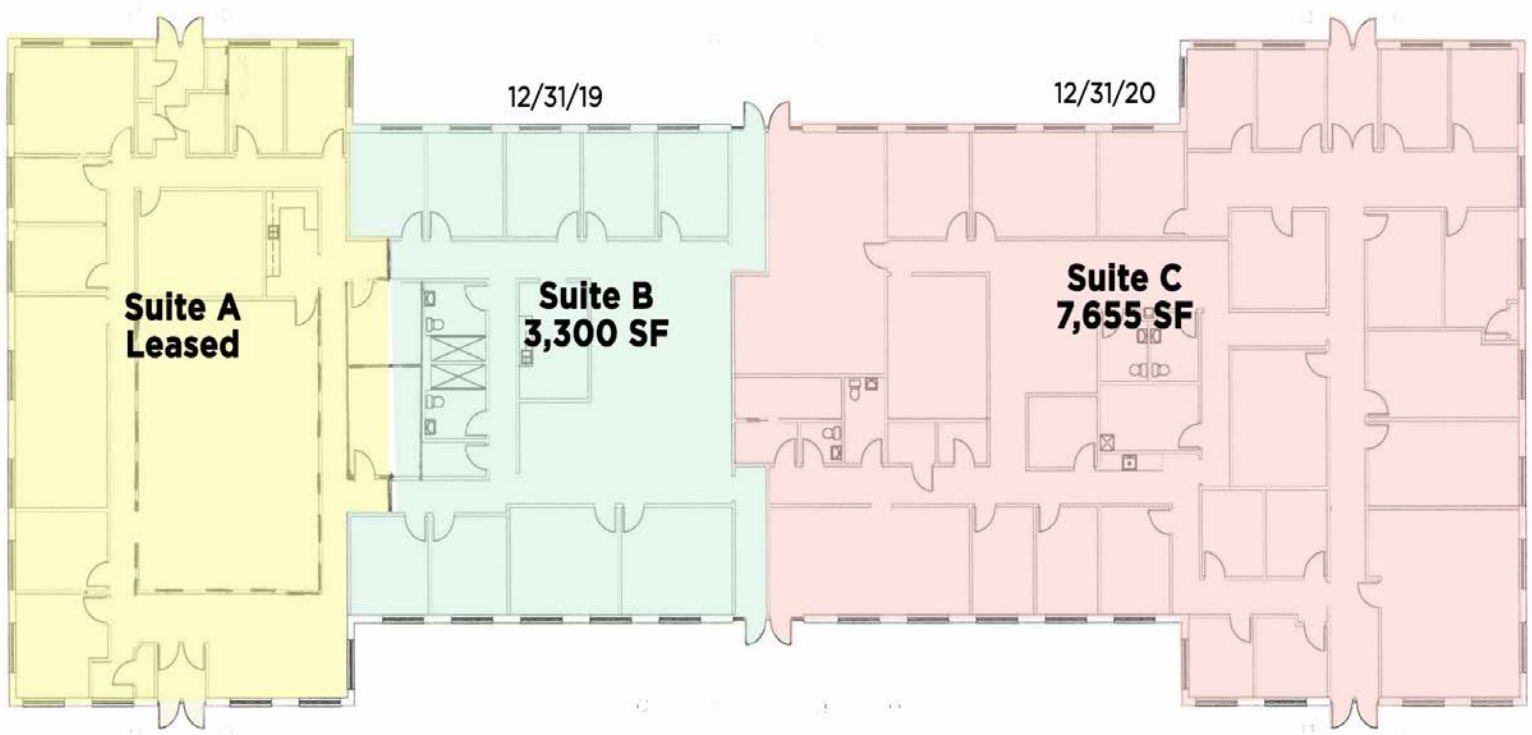
## 105 Executive Parkway

HUDSON, OHIO 44236

105 Executive Parkway

1,600 SF | 3,300 SF | 7,655 SF | 10,955 SF

### BUILDING 105 EXISTING BUILDING PLAN 10,955 SF



**MATTHEW BEESLEY**

Principal

+1 216 525 1466

[mbeesley@crescorealestate.com](mailto:mbeesley@crescorealestate.com)



3 Summit Park Drive, Suite 200  
Cleveland, Ohio 44131  
P +1 216 520 1200 • F +1 216 520 1828  
[crescorealestate.com](http://crescorealestate.com)

Cushman & Wakefield Copyright 2018. No warranty or representation, express or implied, is made to the accuracy or completeness of the information contained herein, and same is submitted subject to errors, omissions, change of price, rental or other conditions, withdrawal without notice, and to any special listing conditions imposed by the property owner(s). As applicable, we make no representation as to the condition of the property (or properties) in question.

# FOR LEASE

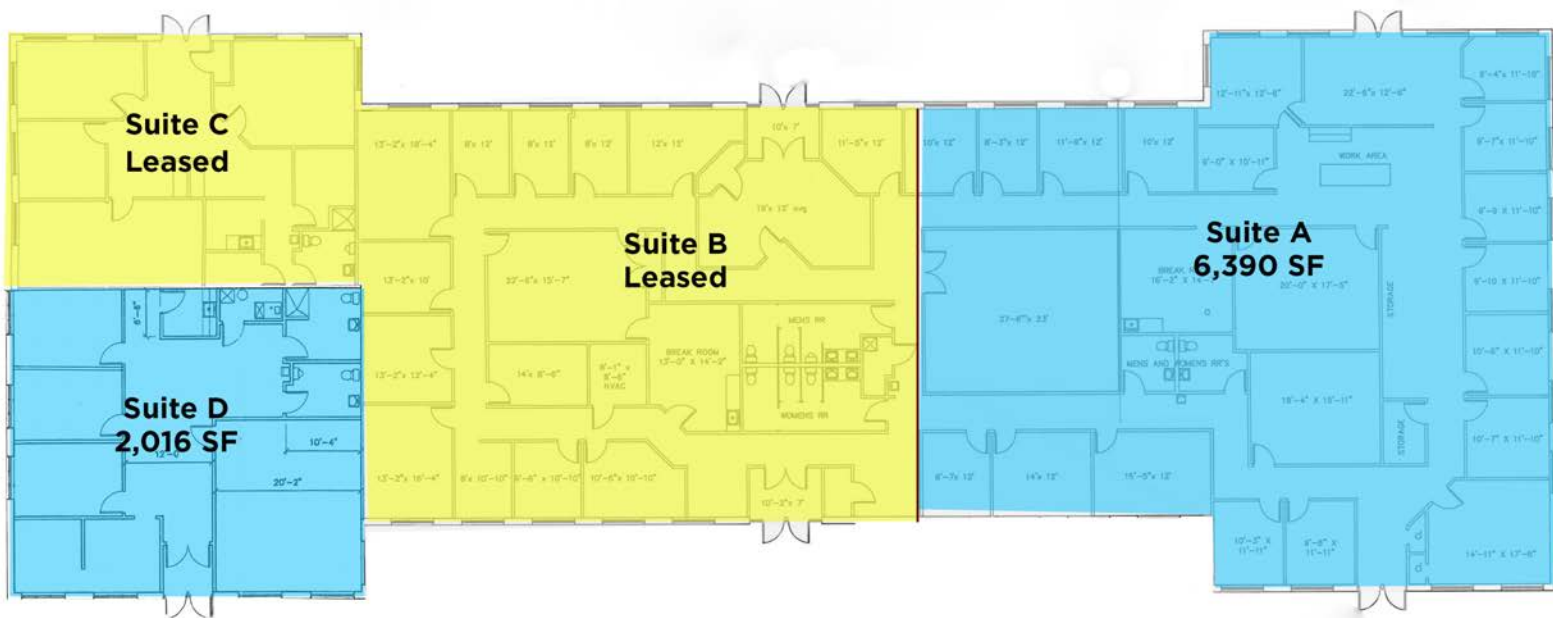
## 115 Executive Parkway

HUDSON, OHIO 44236

115 Executive Parkway  
6,390 SF | 2,016 SF

### BUILDING 115 EXISTING BUILDING PLAN

8,406 Total SF



**MATTHEW BEESLEY**

Principal

+1 216 525 1466

[mbeesley@crescorealestate.com](mailto:mbeesley@crescorealestate.com)



3 Summit Park Drive, Suite 200  
Cleveland, Ohio 44131  
P +1 216 520 1200 • F +1 216 520 1828  
[crescorealestate.com](http://crescorealestate.com)

Cushman & Wakefield Copyright 2018. No warranty or representation, express or implied, is made to the accuracy or completeness of the information contained herein, and same is submitted subject to errors, omissions, change of price, rental or other conditions, withdrawal without notice, and to any special listing conditions imposed by the property owner(s). As applicable, we make no representation as to the condition of the property (or properties) in question.

# FOR LEASE

## 105 Executive Parkway

HUDSON, OHIO 44236



### WESTPARK HUDSON

**85-115 Executive  
Parkway, Ste 105B  
Hudson, OH 44236**

**County:** Summit  
**Market:** SE-Z2  
**Sub Market:** Summit County North/Portage County

**Land Size (Acres)** 9 Acres  
**Available SF:** 3,300 SF  
**Building SF:** 63,776 SF  
**Office SF:** 3,300 SF

#### General Listing/Transaction Information

**Asking Rate:** \$13.50 MG Per Year  
**Min Avail SF:** 1,650 SF  
**Max Contig SF:** 3,330 SF  
**Transaction Type:** Lease

#### Parking

**# Spaces:** 300

#### Contacts

**Listing Broker(s)** Matt Beesley  
CRESCO Real Estate  
216.525.1466  
mbeesley@crescorealestate.com

#### Building/Space

**Construction Status:** Existing  
**Primary Use:** Office  
**Building Class:** B+  
**Year Built:** 2000  
**Year Refurbished:** 2017  
**# Buildings:** 4  
**ConstructionType:** Brick  
**Exterior Type:** Brick  
**# Floors:** 1  
**Multi-Tenant:** Multi-Tenant  
**Roof Type:** Shingle  
**Sprinkler:** Yes  
**Gas:** Dominion  
**Water:** City  
**Sewer:** City

#### Comments

**Listing Comments:** Four single story buildings with unique architecture. Private entrances and separate utilities for each suite. Easy access to Route 8 and the Ohio Turnpike. Convenient location in a professional setting. New high efficiency T-8 lighting. Generous glass lines

**MATTHEW BEESLEY**

Principal

+1 216 525 1466

mbeesley@crescorealestate.com



3 Summit Park Drive, Suite 200  
Cleveland, Ohio 44131  
P +1 216 520 1200 • F +1 216 520 1828  
[crescorealestate.com](http://crescorealestate.com)

Cushman & Wakefield Copyright 2020. No warranty or representation, express or implied, is made to the accuracy or completeness of the information contained herein, and same is submitted subject to errors, omissions, change of price, rental or other conditions, withdrawal without notice, and to any special listing conditions imposed by the property owner(s). As applicable, we make no representation as to the condition of the property (or properties) in question.

# FOR LEASE

## 105 Executive Parkway

HUDSON, OHIO 44236



### WESTPARK HUDSON

**85-115 Executive Parkway, Ste 105C  
Hudson, OH 44236**

**County:** Summit  
**Market:** SE-Z2  
**Sub Market:** Summit County North/Portage County

**Land Size (Acres):** 9 Acres  
**Available SF:** 7,655 SF  
**Building SF:** 63,776 SF  
**Office SF:** 7,655 SF

#### General Listing/Transaction Information

**Asking Rate:** \$13.50 MG Per Year  
**Min Avail SF:** 7,655 SF  
**Max Contig SF:** 10,955 SF  
**Transaction Type:** Lease

#### Parking

**# Spaces:** 300

#### Contacts

**Listing Broker(s)** Matt Beesley  
CRESCO Real Estate  
216.525.1466  
mbeesley@creSCOREalestate.com

#### Building/Space

**Construction Status:** Existing  
**Primary Use:** Office  
**Building Class:** B+  
**Year Built:** 2000  
**Year Refurbished:** 2017  
**# Buildings:** 4  
**ConstructionType:** Brick  
**Exterior Type:** Brick  
**# Floors:** 1  
**Multi-Tenant:** Multi-Tenant  
**Roof Type:** Shingle  
**Sprinkler:** Yes  
**Gas:** Dominion  
**Water:** City  
**Sewer:** City

#### Comments

**Listing Comments:** Four single story buildings with unique architecture. Private entrances and separate utilities for each suite. Easy access to Route 8 and the Ohio Turnpike. Convenient location in a professional setting. New high efficiency T-8 lighting. Generous glass lines.

### MATTHEW BEESLEY

Principal

+1 216 525 1466

mbeesley@creSCOREalestate.com



3 Summit Park Drive, Suite 200  
Cleveland, Ohio 44131  
P +1 216 520 1200 • F +1 216 520 1828  
[creSCOREalestate.com](http://creSCOREalestate.com)

Cushman & Wakefield Copyright 2020. No warranty or representation, express or implied, is made to the accuracy or completeness of the information contained herein, and same is submitted subject to errors, omissions, change of price, rental or other conditions, withdrawal without notice, and to any special listing conditions imposed by the property owner(s). As applicable, we make no representation as to the condition of the property (or properties) in question.

# FOR LEASE

## 115 Executive Parkway

HUDSON, OHIO 44236



### WESTPARK HUDSON

**85-115 Executive  
Parkway, Ste 115A  
Hudson, OH 44236**

**County:** Summit  
**Market:** SE-Z2  
**Sub Market:** Summit County North/Portage County

**Land Size (Acres)** 9 Acres  
**Available SF:** 6,390 SF  
**Building SF:** 63,776 SF  
**Office SF:** 6,390 SF

#### General Listing/Transaction Information

**Asking Rate:** \$13.50 MG Per Year  
**Min Avail SF:** 6,390 SF  
**Max Contig SF:** 6,390 SF  
**Transaction Type:** Lease

#### Parking

**# Spaces:** 300

#### Contacts

**Listing Broker(s)** Matt Beesley  
CRESCO Real Estate  
216.525.1466  
mbeesley@crescorealestate.com

#### Building/Space

**Construction Status:** Existing  
**Primary Use:** Office  
**Building Class:** B+  
**Year Built:** 2000  
**Year Refurbished:** 2017  
**# Buildings:** 4  
**ConstructionType:** Brick  
**Exterior Type:** Brick  
**# Floors:** 1  
**Multi-Tenant:** Multi-Tenant  
**Roof Type:** Shingle  
**Sprinkler:** Yes  
**Gas:** Dominion  
**Water:** City  
**Sewer:** City

#### Comments

**Listing Comments:** Four single story buildings with unique architecture. Private entrances and separate utilities for each suite. Easy access to Route 8 and the Ohio Turnpike. Convenient location in a professional setting. New high efficiency T-8 lighting. Generous glass lines.

**MATTHEW BEESLEY**

Principal

+1 216 525 1466

mbeesley@crescorealestate.com



3 Summit Park Drive, Suite 200  
Cleveland, Ohio 44131  
P +1 216 520 1200 • F +1 216 520 1828  
[crescorealestate.com](http://crescorealestate.com)

Cushman & Wakefield Copyright 2020. No warranty or representation, express or implied, is made to the accuracy or completeness of the information contained herein, and some is submitted subject to errors, omissions, change of price, rental or other conditions, withdrawal without notice, and to any special listing conditions imposed by the property owner(s). As applicable, we make no representation as to the condition of the property (or properties) in question.

# FOR LEASE

## 115 Executive Parkway

HUDSON, OHIO 44236



### WESTPARK HUDSON

**85-115 Executive Parkway, Ste 115D  
Hudson, OH 44236**

**County:** Summit  
**Market:** SE-Z2  
**Sub Market:** Summit County North/Portage County

**Land Size (Acres)** 9 Acres  
**Available SF:** 2,016 SF  
**Building SF:** 63,776 SF  
**Office SF:** 2,016 SF

#### General Listing/Transaction Information

**Asking Rate:** \$13.50 MG Per Year  
**Min Avail SF:** 2,016 SF  
**Max Contig SF:** 2,016 SF  
**Transaction Type:** Lease

#### Parking

**# Spaces:** 300

#### Contacts

**Listing Broker(s)** Matt Beesley  
CRESCO Real Estate  
216.525.1466  
mbeesley@crescorealestate.com

#### Building/Space

**Construction Status:** Existing  
**Primary Use:** Office  
**Building Class:** B+  
**Year Built:** 2000  
**Year Refurbished:** 2017  
**# Buildings:** 4  
**ConstructionType:** Brick  
**Exterior Type:** Brick  
**# Floors:** 1  
**Multi-Tenant:** Multi-Tenant  
**Roof Type:** Shingle  
**Sprinkler:** Yes  
**Gas:** Dominion  
**Water:** City  
**Sewer:** City

#### Comments

**Listing Comments:** Four single story buildings with unique architecture. Private entrances and separate utilities for each suite. Easy access to Route 8 and the Ohio Turnpike. Convenient location in a professional setting. New high efficiency T-8 lighting. Generous glass lines. Some furniture included.

**MATTHEW BEESLEY**

Principal

+1 216 525 1466

mbeesley@crescorealestate.com



3 Summit Park Drive, Suite 200  
Cleveland, Ohio 44131  
P +1 216 520 1200 • F +1 216 520 1828  
[crescorealestate.com](http://crescorealestate.com)

Cushman & Wakefield Copyright 2020. No warranty or representation, express or implied, is made to the accuracy or completeness of the information contained herein, and some is submitted subject to errors, omissions, change of price, rental or other conditions, withdrawal without notice, and to any special listing conditions imposed by the property owner(s). As applicable, we make no representation as to the condition of the property (or properties) in question.