



For Lease
Retail
 1,256 - 8,400 SF

Main Street Village

6298 Veterans Parkway - Main Street Village
 Columbus, Georgia 31909

Property Highlights

- General Commercial.

Property Description

Landmark North Columbus retail, restaurant, and office center. Village atmosphere consisting of multiple one and two story buildings built around an attractively-landscaped common area.

Suite 2J has a waiting room with private receptionist space. Separate check in/check out area. 4 private sleep rooms with private bathrooms, a day room, nurses station, and private patient room. Former Sleep Center – Office space.

Property located at corner of Veterans parkway and Whittlesey Blvd at one of the region's busiest and most desirable locations for retail, restaurant, and hospitality. Adjacent to Columbus Park Crossing with easy access to J.R. Allen Parkway and I-185.

OFFERING SUMMARY

Available SF	1,256 - 8,400 SF
Lease Rate	\$12.50 - 17.50 SF/yr (NNN)
Lot Size	9.65 Acres
Building Size	1,256 SF

DEMOGRAPHICS

Stats	Population	Avg. HH Income
1 Mile	5,623	\$70,151
3 Miles	43,029	\$64,082
5 Miles	108,158	\$61,947

For more information

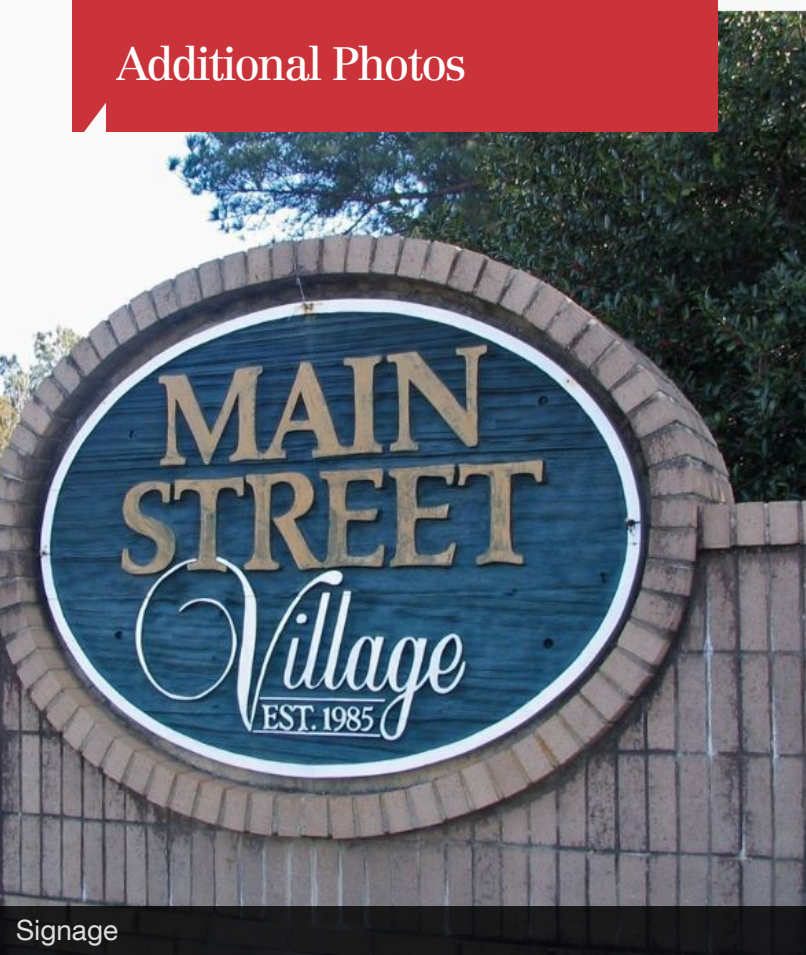
David Johnson

O: 706 660 5418 x210 | C: 706 577 2398
 djohnson@g2cre.com

Jack Hayes, CCIM

O: 706 660 5418 x205 | C: 706 580 0614
 jhayes@g2cre.com

Additional Photos



Signage



Exterior



Exterior



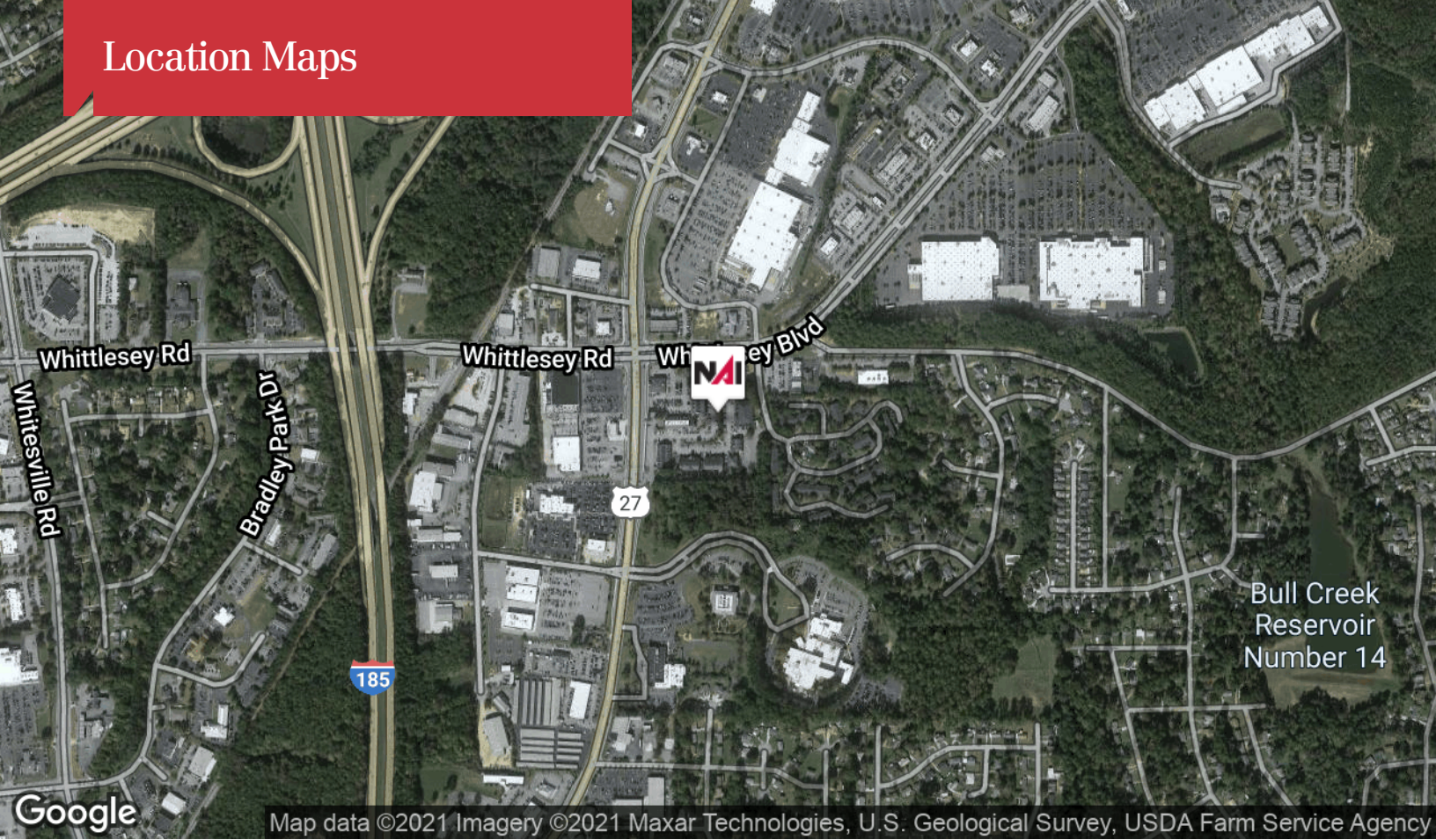
Exterior

Retailer Map

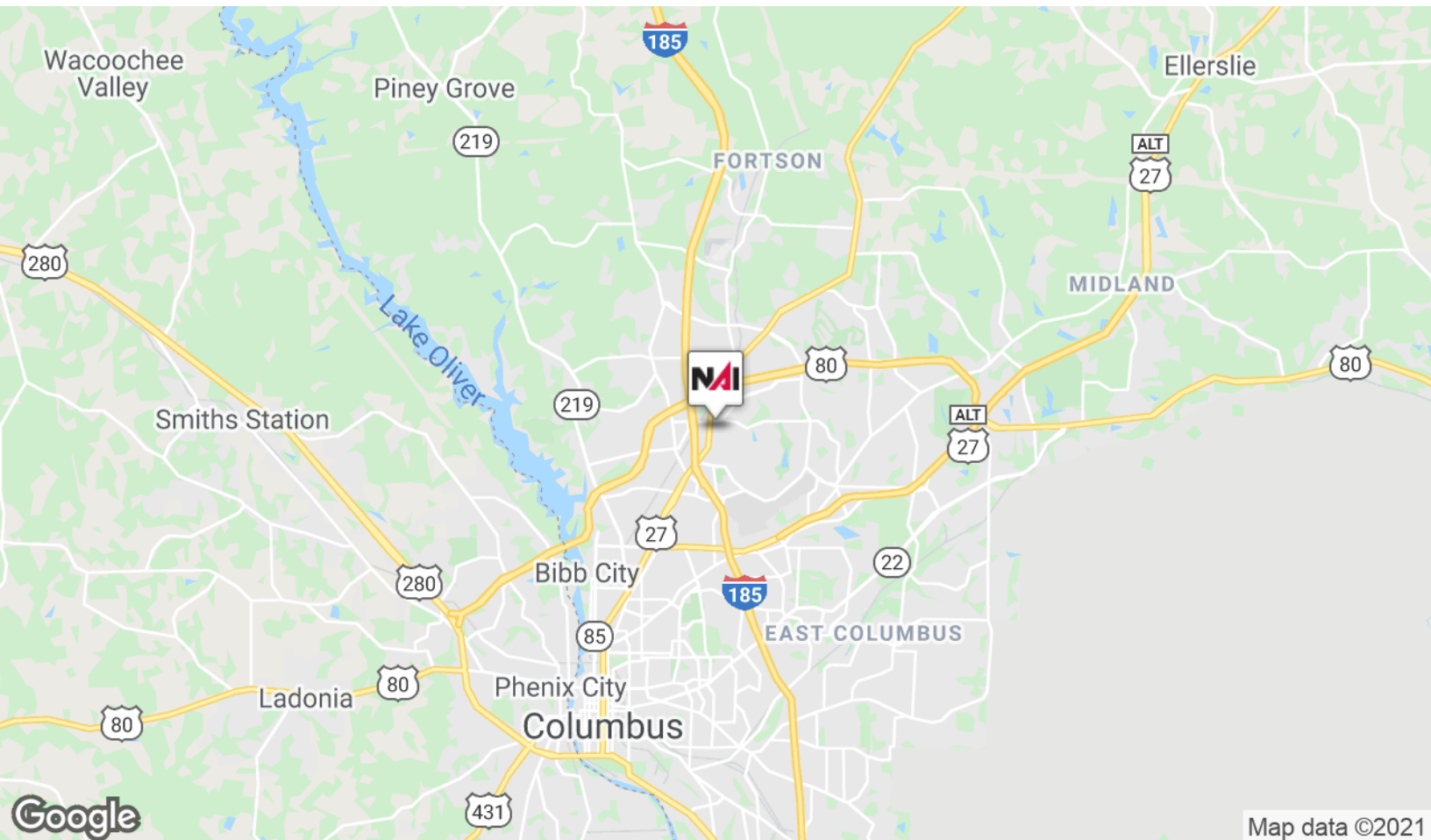


Map data © 2021 Imagery © 2021, Maxar Technologies, U.S. Geological Survey, USDA Farm Service Agency

Location Maps



Map data ©2021 Imagery ©2021 Maxar Technologies, U.S. Geological Survey, USDA Farm Service Agency

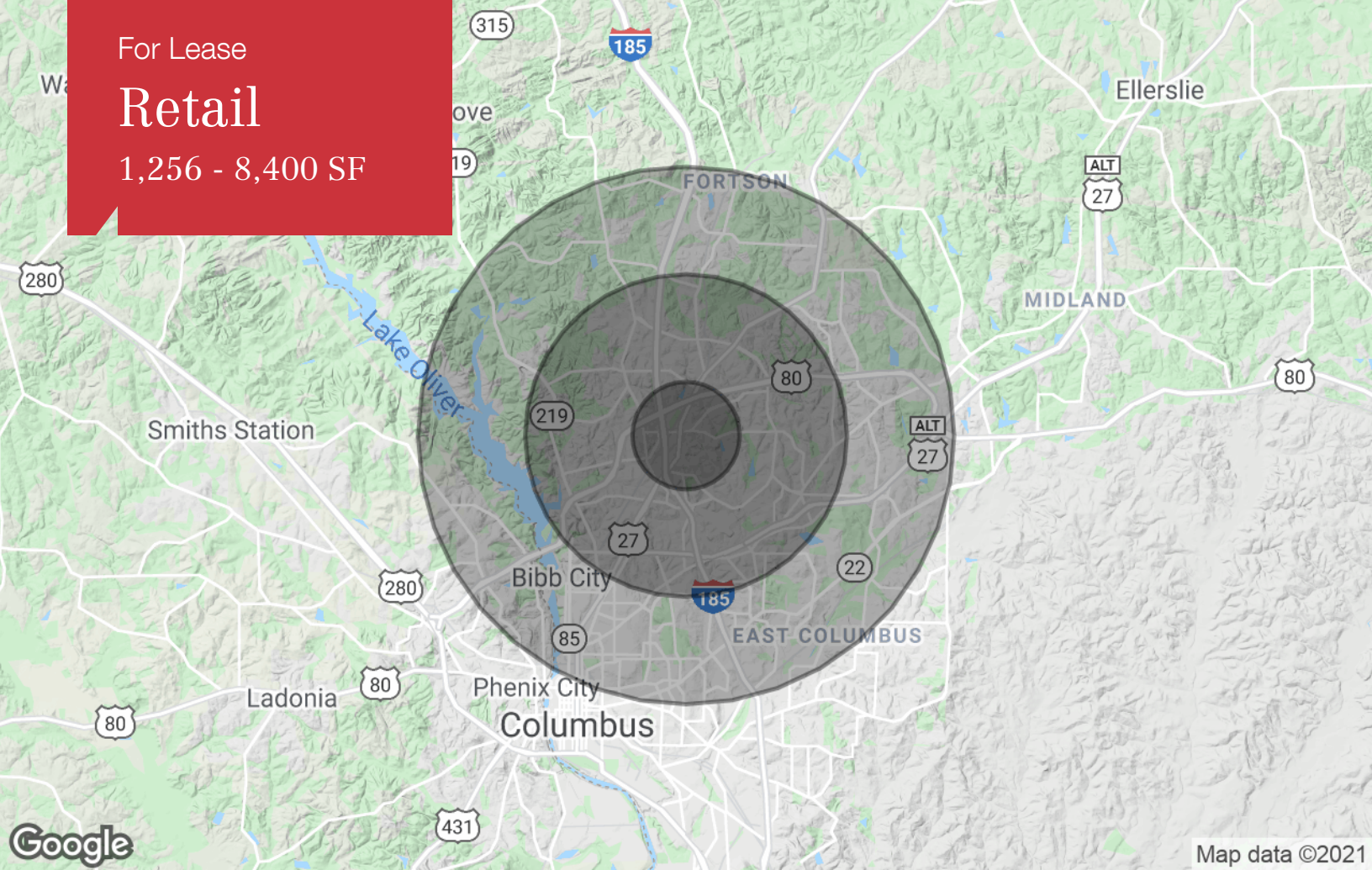


Map data ©2021

For Lease

Retail

1,256 - 8,400 SF



Map data ©2021

Population

	1 Mile	3 Miles	5 Miles
TOTAL POPULATION	5,623	43,029	108,158
MEDIAN AGE	39.6	38.4	37.2
MEDIAN AGE (MALE)	39.9	38.2	36.6
MEDIAN AGE (FEMALE)	39.2	38.4	37.6

Households & Income

	1 Mile	3 Miles	5 Miles
TOTAL HOUSEHOLDS	2,449	18,302	46,071
# OF PERSONS PER HH	2.3	2.4	2.3
AVERAGE HH INCOME	\$70,151	\$64,082	\$61,947
AVERAGE HOUSE VALUE	\$160,655	\$153,727	\$163,196

Race

	1 Mile	3 Miles	5 Miles
% WHITE	80.5%	76.1%	67.0%
% BLACK	12.9%	17.8%	28.2%
% ASIAN	3.9%	3.4%	2.7%
% HAWAIIAN	0.0%	0.0%	0.2%
% INDIAN	0.1%	0.3%	0.2%
% OTHER	2.6%	2.4%	1.8%

Ethnicity

	1 Mile	3 Miles	5 Miles
% HISPANIC	5.0%	6.1%	5.1%

* Demographic data derived from 2010 US Census