




Brand New 60,127 SF Corporate Warehouse / Distribution Facility  
Terrific Access to 10, 15, 60, and 215 Freeways  
Prime Fontana Location, Exceptional High Image Facility



## 60,127 SF STATE-OF-THE-ART WAREHOUSE / DISTRIBUTION CENTER

15850 SLOVER AVENUE FONTANA, CA | AVAILABLE FOR LEASE





## WAREHOUSE DISTRIBUTION FACILITY

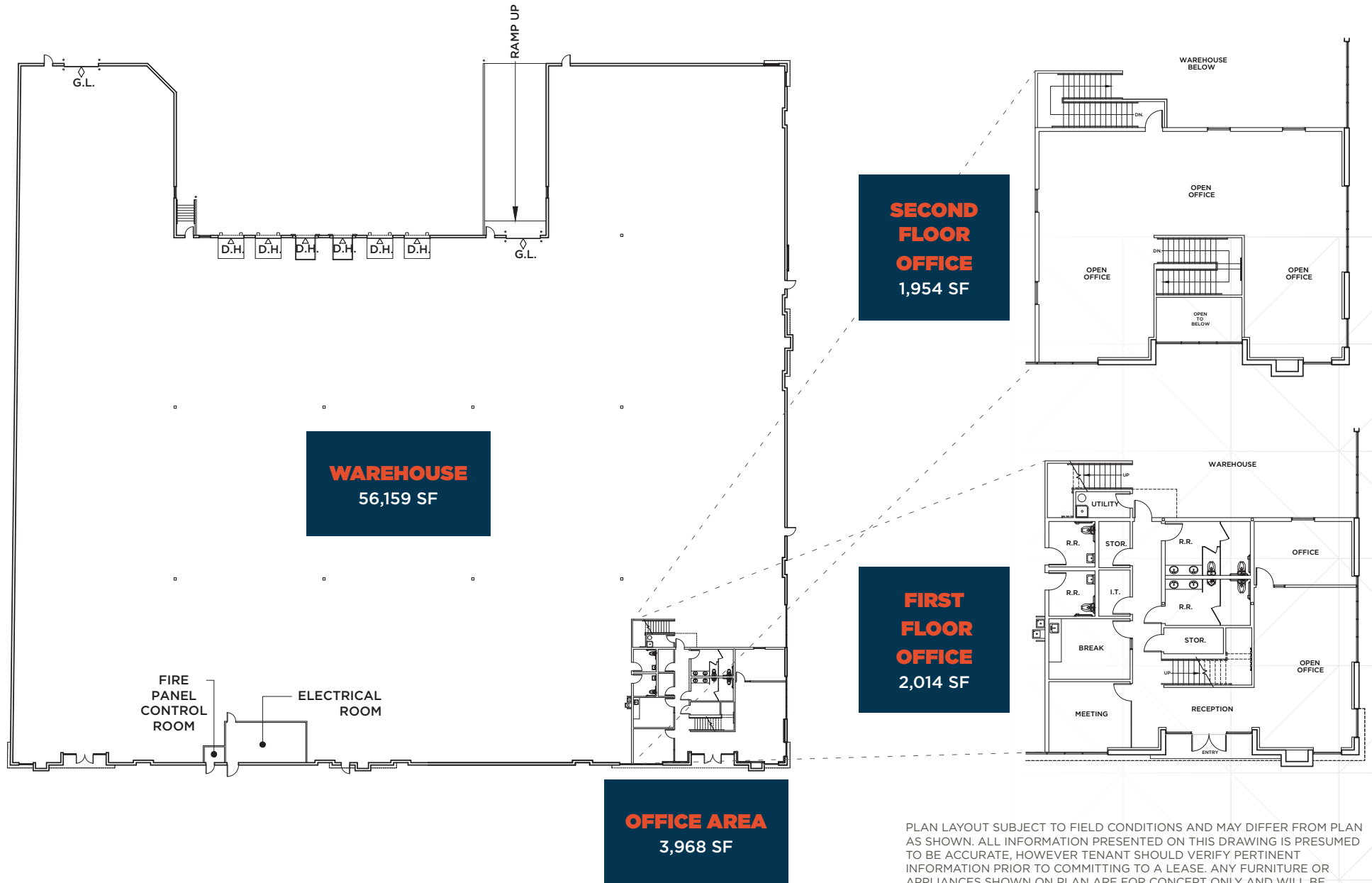
- 60,127 SF State-of-the-Art Distribution Center
- 3,968 SF of Office Space (Two-Story)
- 6 Dock High Doors (9' x 10') (w/ 2 pit-style levelers)
- 2 Grade Level Doors (12' x 14')
- 30' Minimum Clear Height
- 1,200 Amps, 277/480 Volt Power (Exp to 2,000A)
- ESFR Sprinkler System (K-25)
- 60' x 52' Typical Bay Spacing
- LED Warehouse Lighting
- 2.5% Skylights
- 120' Fully Secured Truck Court
- 61 Car Parking Spaces
- Easy Access to I-10, I-15 & I-215 Fwys

# Warehouse

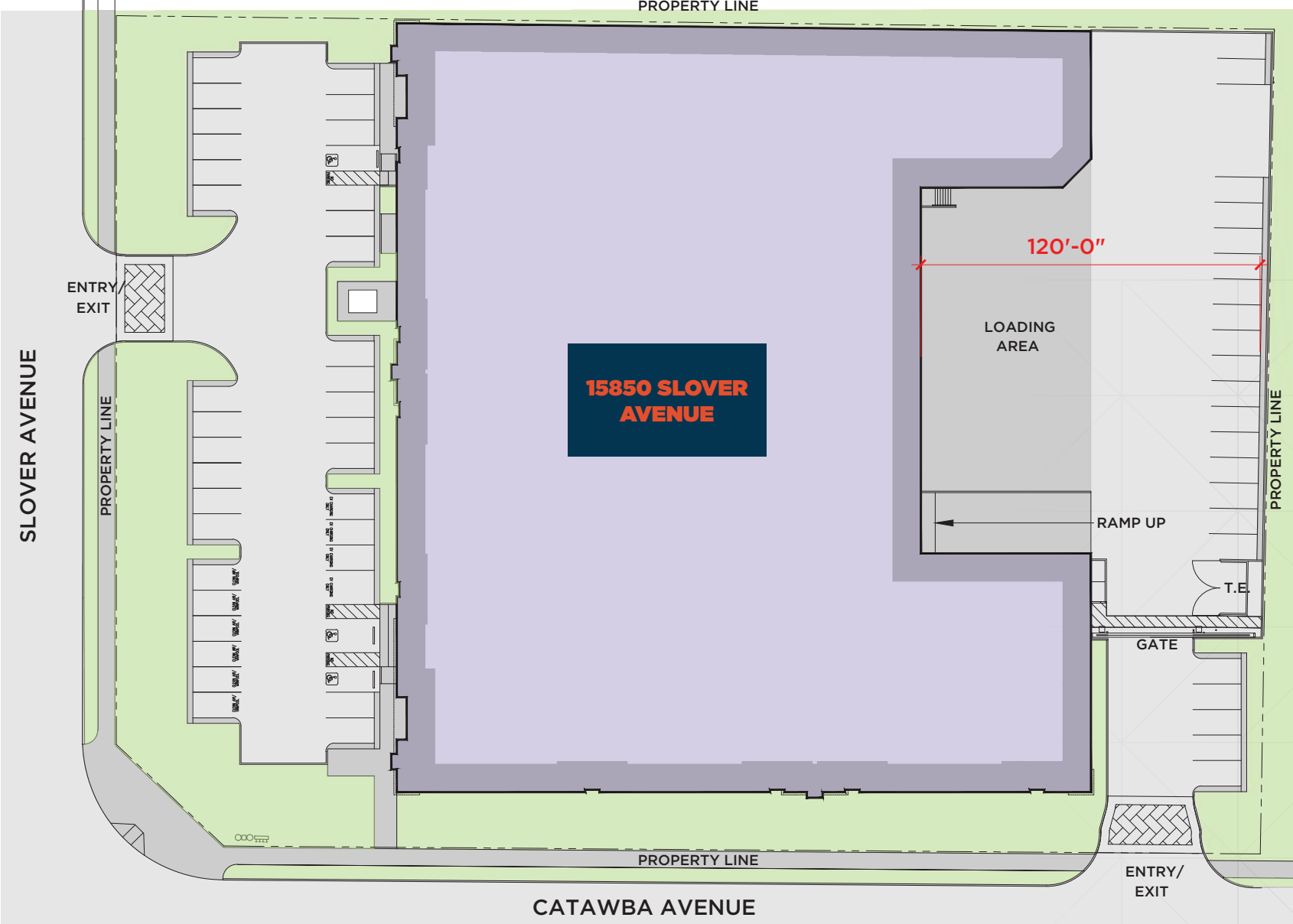
15850 SLOVER AVENUE







PLAN LAYOUT SUBJECT TO FIELD CONDITIONS AND MAY DIFFER FROM PLAN AS SHOWN. ALL INFORMATION PRESENTED ON THIS DRAWING IS PRESUMED TO BE ACCURATE, HOWEVER TENANT SHOULD VERIFY PERTINENT INFORMATION PRIOR TO COMMITTING TO A LEASE. ANY FURNITURE OR APPLIANCES SHOWN ON PLAN ARE FOR CONCEPT ONLY AND WILL BE TENANT PROVIDED.



PLAN LAYOUT SUBJECT TO FIELD CONDITIONS AND MAY DIFFER FROM PLAN AS SHOWN. ALL INFORMATION PRESENTED ON THIS DRAWING IS PRESUMED TO BE ACCURATE, HOWEVER TENANT SHOULD VERIFY PERTINENT INFORMATION PRIOR TO COMMITTING TO A LEASE.

# Building Location

15850 SLOVER AVENUE



|   |   |
|---|---|
| <b>0.5 Miles</b><br>to Interstate 10                    | <b>5.8 Miles</b><br>to Interstate 15          |
| <b>8.1 Miles</b><br>to Ontario Int.<br>Airport (ONT)    | <b>11 Miles</b><br>to BNSF<br>Intermodal Yard |
| <b>64 Miles</b><br>to Los Angeles Int.<br>Airport (LAX) | <b>66 Miles</b><br>to Ports of LA/LB          |





**Rexford  
Industrial**

## Leasing Contacts

**CODY WOLF**  
cwolf@lee-assoc.com  
D 909.373.2916  
License No. 01997598

**STEPHEN DEVERIAN**  
sdeverian@lee-assoc.com  
D 909.373.2938  
License No. 01964686

**CHRIS MORRELL**  
cmorrell@lee-assoc.com  
D 909.373.2721  
License No. 01410974



COMMERCIAL REAL ESTATE SERVICES

3535 Inland Empire Blvd  
Ontario, CA 91764  
phone: 909.989.7771  
lee-associates.com

All information furnished regarding property for sale, rental or financing is from sources deemed reliable, but no warranty or representation is made to the accuracy thereof and same is submitted to errors, omissions, change of price, rental or other conditions prior to sale, lease or financing or withdrawal without notice. No liability of any kind is to be imposed on the broker herein.