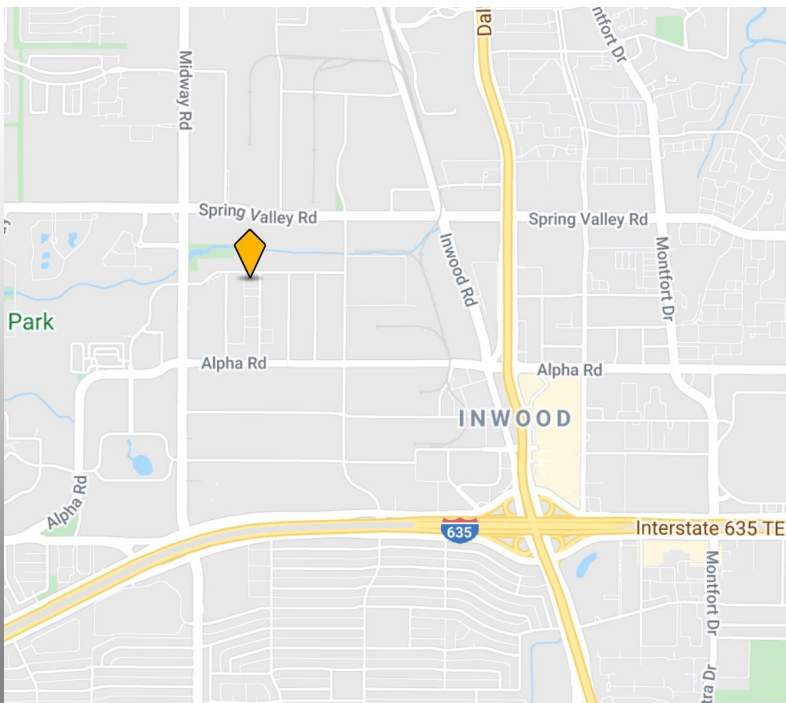



FOR LEASE: 6,326 SF

4350 SIGMA ROAD #100, FARMERS BRANCH, TX

INDUSTRIAL REAL ESTATE BROKERAGE

WWW.MERCER-COMPANY.COM



DETAILS

AVAILABLE FOR LEASE

- ◆ TOTAL SF: 6,326
- ◆ GRADE LEVEL DOOR: 1
- ◆ PARKING: 5.75 SPACES PER 1,000 SF
- ◆ 10 PRIVATE OFFICES & 2 LARGE OPEN OFFICE AREAS OF 505 SF & 1,355 SF
- ◆ CONFERENCE AREA
- ◆ KITCHEN/BREAKROOM AREA
- ◆ RECEPTION AREA
- ◆ CLOSE PROXIMITY TO MAJOR THOROUGHFARES

DAVID WILGANOWSKI

CELL 214.903.6791

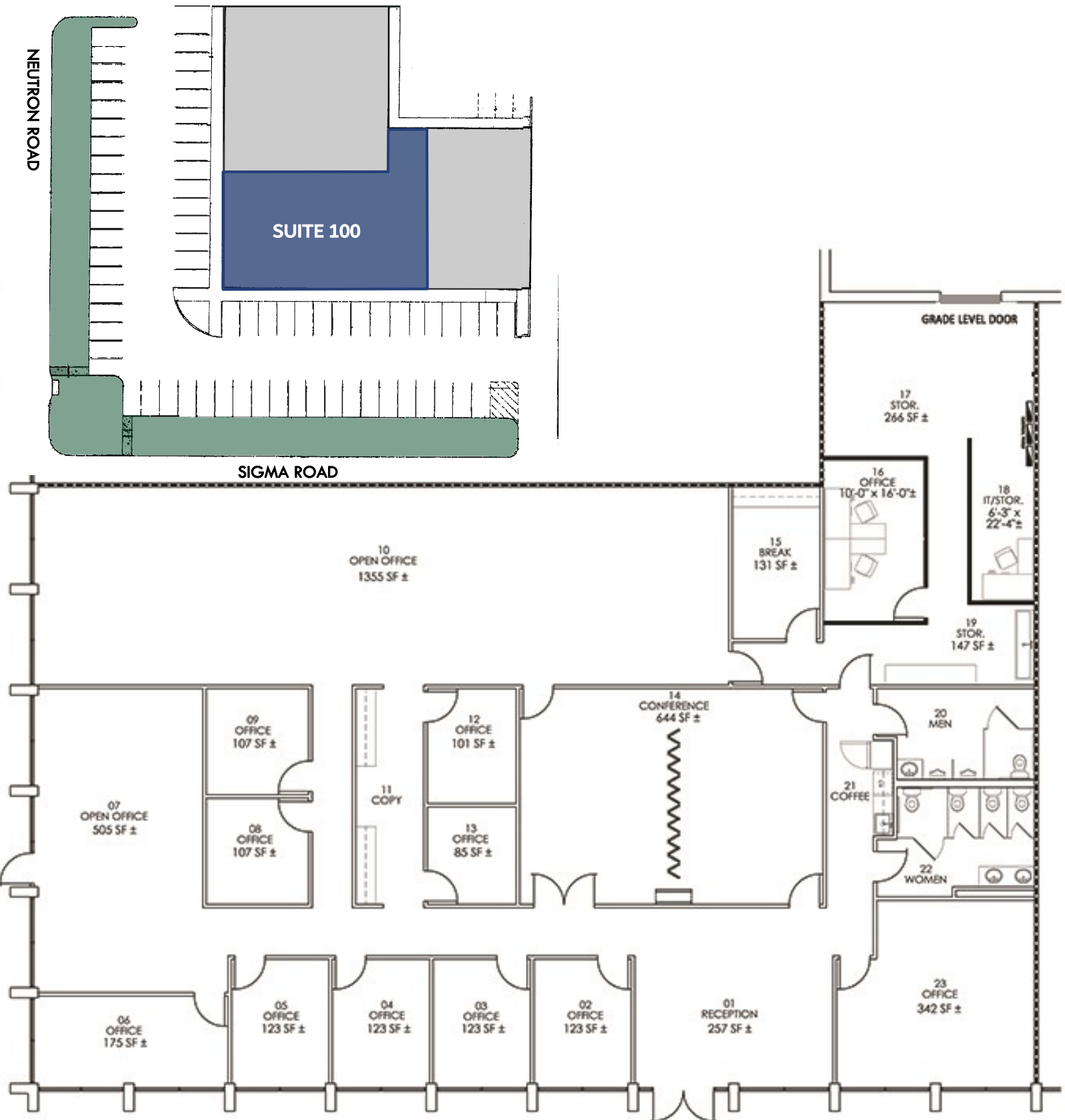

DWILGANOWSKI@MERCER-COMPANY.COM

FOR LEASE: 6,326 SF

4350 SIGMA ROAD #100, FARMERS BRANCH, TX

INDUSTRIAL REAL ESTATE BROKERAGE

WWW.MERCER-COMPANY.COM



The information contained herein has been given to us by the owner of the property or other sources we deem reliable. We have no reason to doubt its accuracy, but we do not guarantee it. All information should be verified before purchase or lease.