



**Specifications**

±1,700 SF  
AVAILABLE SPACE

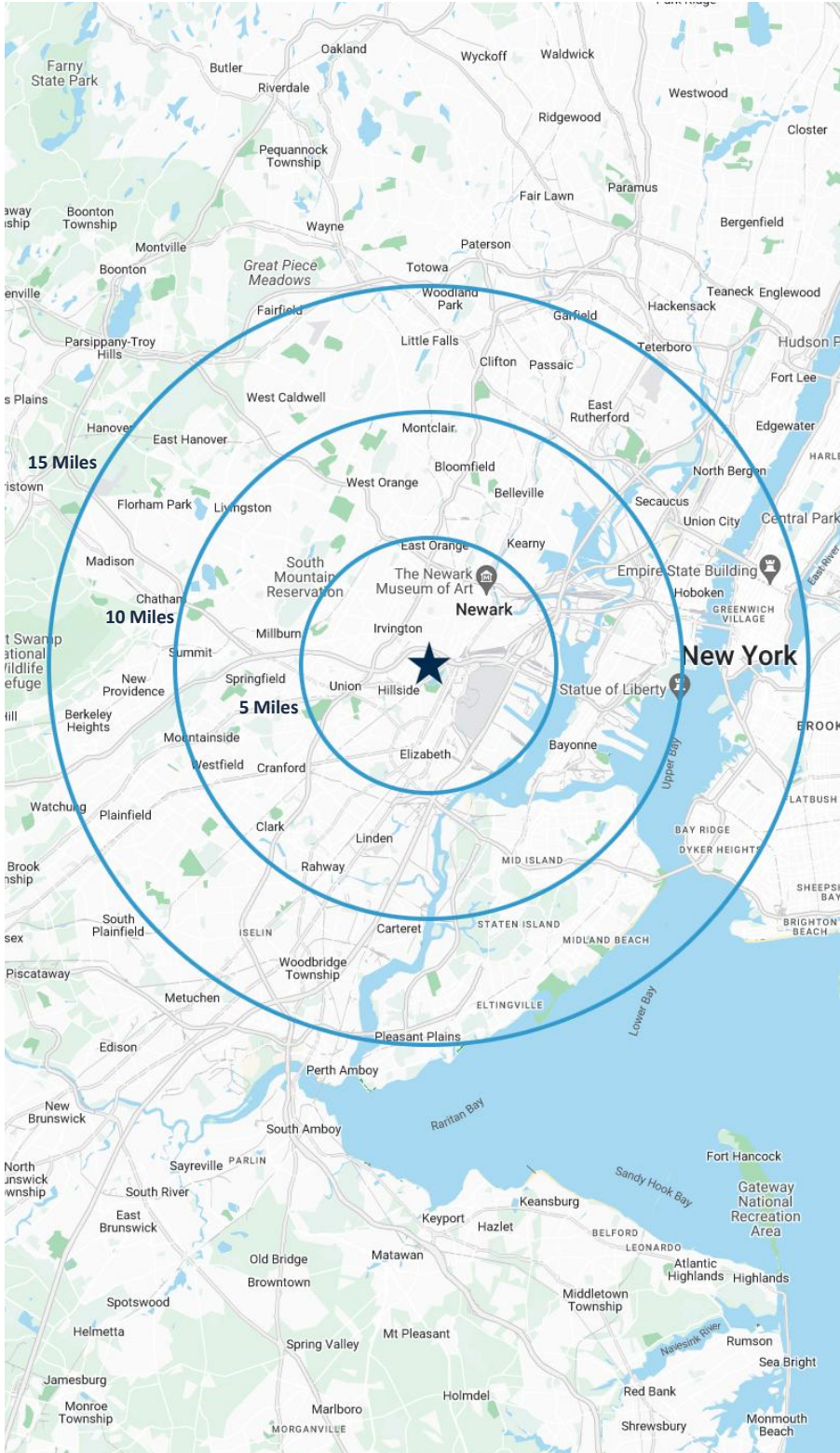
Ideal for Office, Grocery,  
Restaurant, Coffee Shop, Barber  
Shop, Nail Salon, Other Retail  
IDEAL USE

2 Blocks from Newark Hospital  
Across Bus Stop NJ Transit 39 & 99  
LOCATION

Approx. 0.9 Miles to I-78  
Approx. 1.1 Miles to Route 22  
Approx. 2.3 Miles to GSP Exit 142  
Approx. 3.1 Miles to US Hwy 1 & 9  
ACCESSIBILITY

For additional property information or to arrange an inspection,  
please contact the exclusive broker:

Juan Disla  
Director  
973.379.6644 x 226  
JD@blauberg.com



### 5 MILES

- Total Population: 814,233
- Households: 296,041
- Median Household Income: \$74,730
- Average Household Size: 2.7
- Transportation to Work: 410,732
- Labor Force: 646,606

### 10 MILES

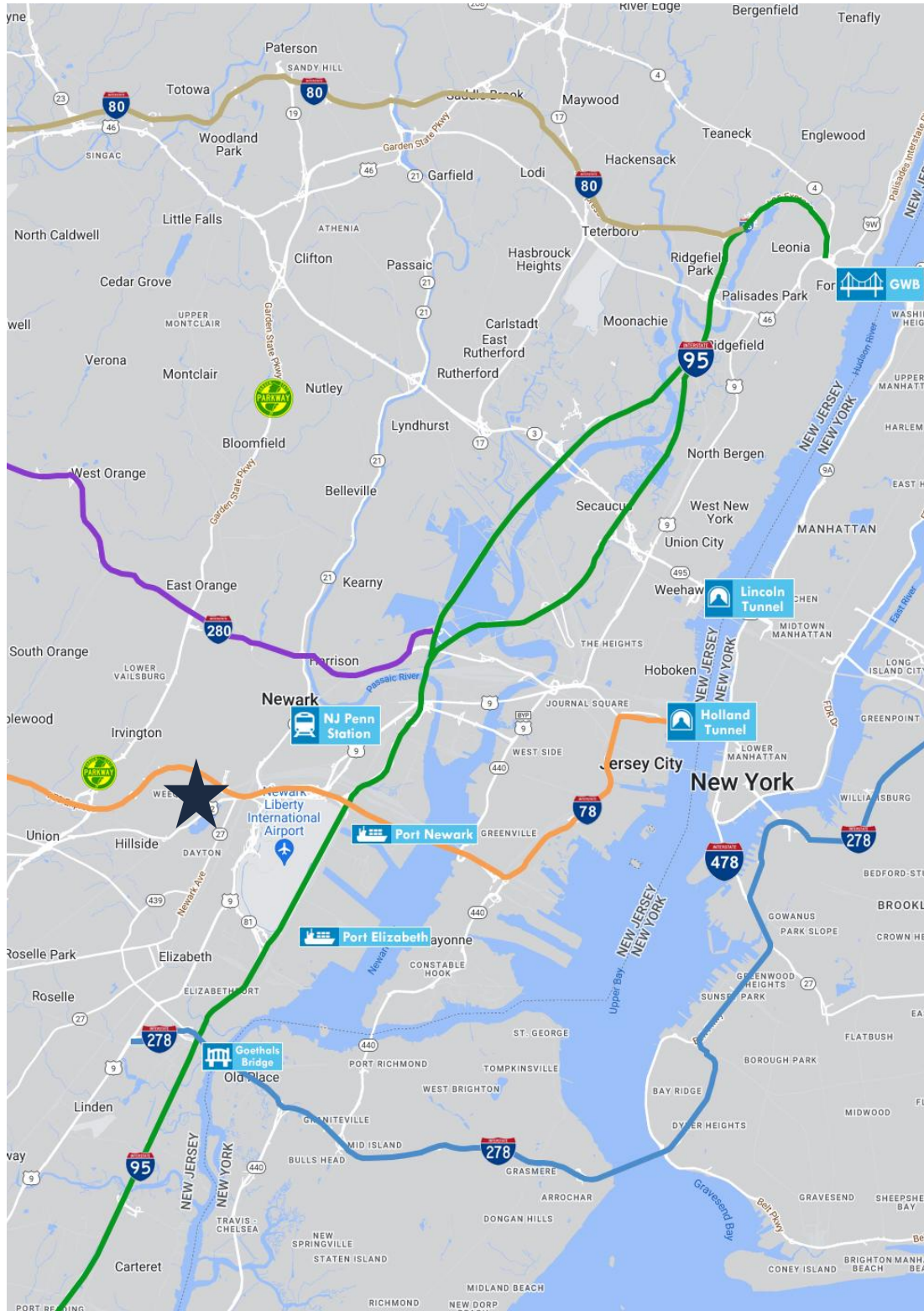
- Total Population: 2.23M
- Households: 845,817
- Median Household Income: \$105,092
- Average Household Size: 2.6
- Transportation to Work: 1.17M
- Labor Force: 1.79M

### 15 MILES











- Total Population: 6.75M
- Households: 2.74M
- Median Household Income: \$111,529
- Average Household Size: 2.4
- Transportation to Work: 3.62M
- Labor Force: 5.54M

For additional property information or to arrange an inspection, please contact the exclusive broker:

Juan Disla  
Director  
973.379.6644 x 226  
JD@blauberg.com



**ACCESSIBILITY**

-  0.9 MI  
I-78
-  1.1 MI  
Route 22
-  2.3 MI  
GSP Exit 142
-  3.1 MI  
US Hwy 1 & 9
-  3.8 MI  
Penn Station
-  4.7 MI  
Newark Airport
-  4.9 MI  
Ports Newark & Elizabeth
-  6.0 MI  
I-95 Exit 14
-  12.4 MI  
Holland Tunnel
-  14.9 MI  
Lincoln Tunnel

For additional property information or to arrange an inspection,  
please contact the exclusive broker:

Juan Disla  
Director  
973.379.6644 x 226  
JD@blauberg.com