

# RETAIL BUILDING FOR LEASE OR SALE

## 421 E. Baltimore Street



## Contact Us



**30 E. Padonia Road, Suite 504**  
Timonium, MD 21093



**Visit Us**  
[troutdaniel.com](http://troutdaniel.com)



**Call Us**  
410.435.4004

**Coleman Tirone**  
443.921.9328  
[ctirone@troutdaniel.com](mailto:ctirone@troutdaniel.com)

**Leo McDermott**  
202.744.6910  
[lmcdermott@troutdaniel.com](mailto:lmcdermott@troutdaniel.com)



## Property Overview



### PROPERTY HIGHLIGHTS

Lease Rate  
Negotiable

Sale Price  
\$665,000

Building Size  
4,443 SF

Avg. Floor Plate  
1,468 SF

Year Built  
1905

Zoning  
C-5 TO/AU

### PROPERTY DETAILS

- Liquor License can be acquired as well as inventory of alcohol
- Mixed-use commercial building available for purchase.
- First floor is completely built-out as a bar (former Midway Bar), Second floor is leased to a tattoo parlor, Third floor is in shell condition but could be renovated into an apartment or office.
- Building was built circa 1905 and features a separate entrance for the first floor plus a shared entrance for the upper two floors.
- Zoning is C-5 TO/AU which allows tavern, lounge, restaurant, live entertainment, carry-out food shop, check cashing, body art, bail bond, apartment.
- Owner Financing Available

# ★ Demographics Map & Report

## POPULATION

### 1 MILE 3 MILES 5 MILES

Total Population	37,386	266,720	517,552
Average Age	37.2	37.7	38.3
Average Age (Male)	36.9	36.6	36.9
Average Age (Female)	37.4	38.7	39.6

## HOUSEHOLDS & INCOME 1 MILE 3 MILES 5 MILES

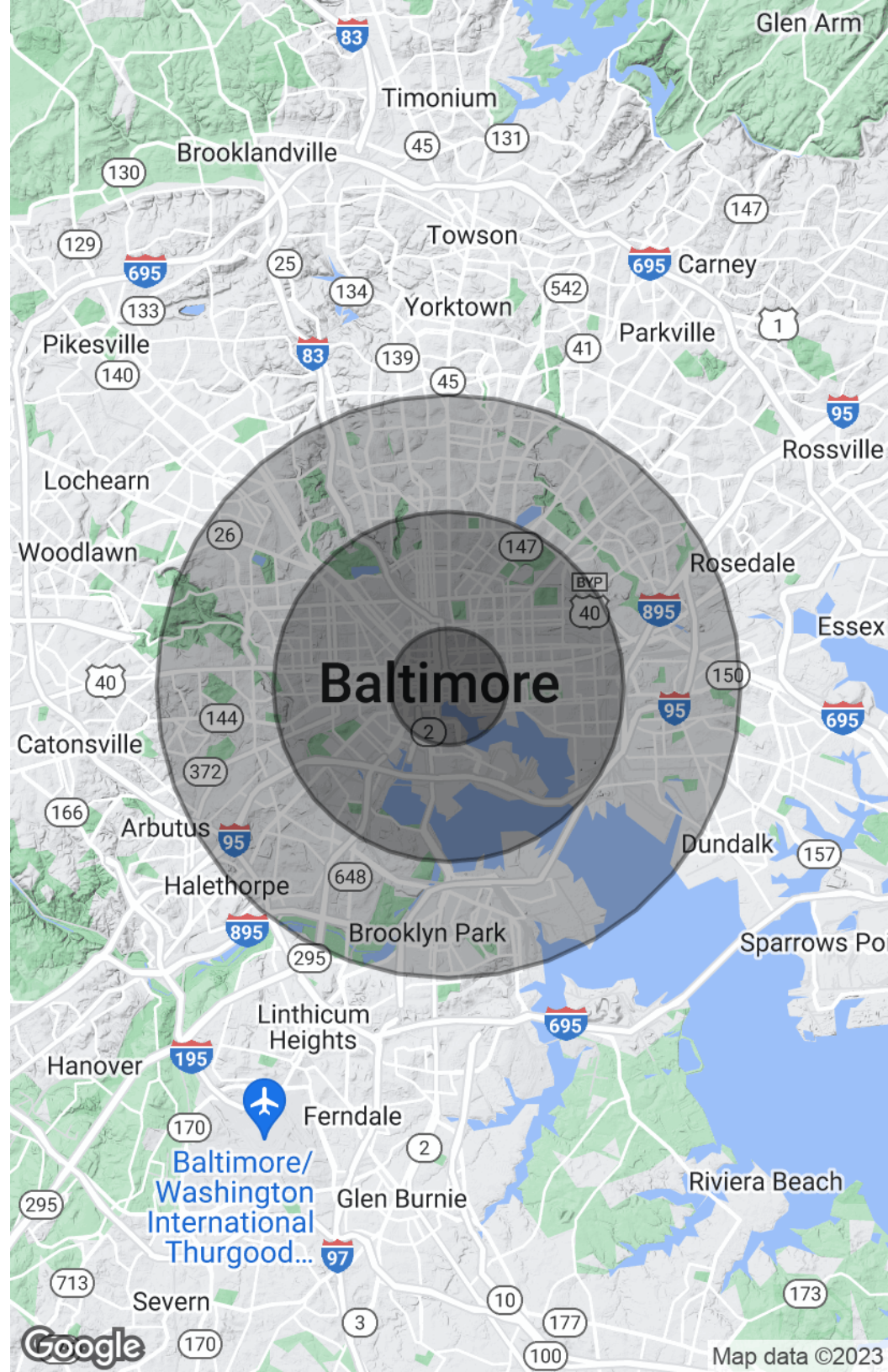
Total Households	19,650	111,233	206,926
# of Persons per HH	1.7	2.3	2.4
Average HH Income	\$89,855	\$77,818	\$74,763
Average House Value	\$336,595	\$213,682	\$178,104

## RACE

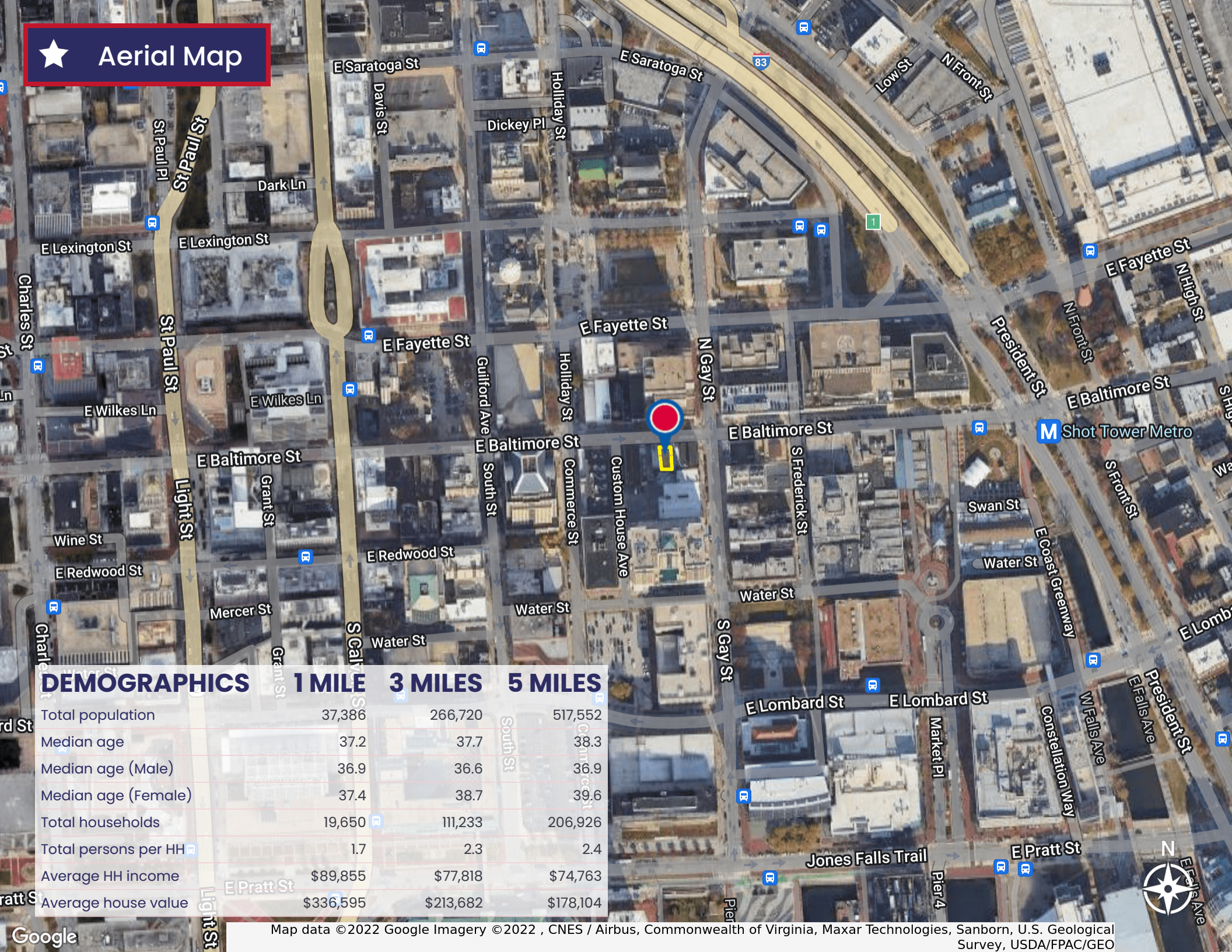
### 1 MILE 3 MILES 5 MILES

Total Population - White	18,803	89,324	179,017
% White	50.3%	33.5%	34.6%
Total Population - Black	14,159	159,546	306,218
% Black	37.9%	59.8%	59.2%
Total Population - Asian	3,213	9,776	16,108
% Asian	8.6%	3.7%	3.1%
Total Population - Hawaiian	34	338	529
% Hawaiian	0.1%	0.1%	0.1%
Total Population - American Indian	137	1,424	2,722
% American Indian	0.4%	0.5%	0.5%
Total Population - Other	1,040	6,311	12,959
% Other	2.8%	2.4%	2.5%

\* Demographic data derived from © 2022 CoStar Group



★ Aerial Map




**DEMOGRAPHICS**    1 MILE    3 MILES    5 MILES

Total population	37,386	266,720	517,552
Median age	37.2	37.7	38.3
Median age (Male)	36.9	36.6	36.9
Median age (Female)	37.4	38.7	39.6
Total households	19,650	111,233	206,926
Total persons per HH	1.7	2.3	2.4
Average HH income	\$89,855	\$77,818	\$74,763
Average house value	\$336,595	\$213,682	\$178,104



★ Transit Data



**TRANSIT/SUBWAY**

Shot Tower/Market Place Transit Metro  
Subway



1 Minute



4 Minutes



0.2 Miles



**COMMUTER RAIL**

Camden Station Commuter Rail  
Camden Line



4 Minutes



19 Minutes



1.0 Miles



**AIRPORT**

Baltimore-Washington International  
Airport



20 Minutes



N/A



10.7 Miles



**Coleman Tirone**

Associate

 443.921.9328

 ctirone@troutdaniel.com



**Leo McDermott**

Senior Associate

 202.744.6910

 lmcdermott@troutdaniel.com

The information contained in this marketing brochure has been obtained from sources we believe to be reliable; however, Trout Daniel & Associates LLC has not verified, and will not verify any of the information contained herein, nor has Trout Daniel & Associates LLC conducted any investigation regarding these matters and makes no warranty or representation whatsoever regarding the accuracy or completeness of the information provided. An agent indicated by an asterisk (\*) has a direct or indirect ownership interest in this property.

## Contact Us

---



**30 E. Padonia Road, Suite 504**  
Timonium, MD 21093



**Visit Us**  
troutdaniel.com



**Call Us**  
410.435.4004