

OFFICE PROPERTY FOR LEASE

Newly Renovated 2,000 SF Office Suite on Orchard Lake Rd

6765 ORCHARD LAKE RD
WEST BLOOMFIELD, MI 48322



2,000 SF garden-level office suite

Recently renovated throughout

Five private offices, conference room, and
kitchenette

Monument signage



P.A. COMMERCIAL
Corporate & Investment Real Estate



OFFERING SUMMARY

Available SF:	2,000 SF
Building Size:	5,980 SF
Lease Rate:	\$21.00 SF/yr (MG)
Zoning:	B3
Year Built:	1968
Lot Size:	0.43 Acres
Market:	Detroit
Submarket:	West Bloomfield
Traffic Count:	42,849

PROPERTY OVERVIEW

Great opportunity to lease a recently renovated office suite in a great location in West Bloomfield! This 2,000 SF suite is located on the garden level of a multi-tenant office/retail building and features natural light, five (5) private offices, a conference room, kitchenette/breakroom. Renovations included all new flooring and paint. Monument signage is available on Orchard Lake Rd which has excellent visibility of 42,849 VPD. Popular lunchtime spot, Beyond Juicery + Eatery is also located in this building.

LOCATION OVERVIEW

Located in the prominent corridor of Orchard Lake Rd and Maple Rd that is surrounded by shopping centers, restaurants, fast-casual dining, and business services. Less than 3 miles north of I-696.

PROPERTY HIGHLIGHTS

- 2,000 SF garden-level office suite
- Recently renovated throughout
- Five private offices, conference room, and kitchenette
- Monument signage
- Ample parking

MIKE GUNN Associate
mike@pacommercial.com (P) 248.331.0202 (C) 248.924.7499

DAN BLUGERMAN, CCIM Senior Associate
dan@pacommercial.com (P) 248.987.5418 (C) 248.701.9001



P.A. COMMERCIAL
Corporate & Investment Real Estate

26555 Evergreen Road, Suite 1500 • Southfield, MI 48076

6765 ORCHARD LAKE RD, WEST BLOOMFIELD, MI

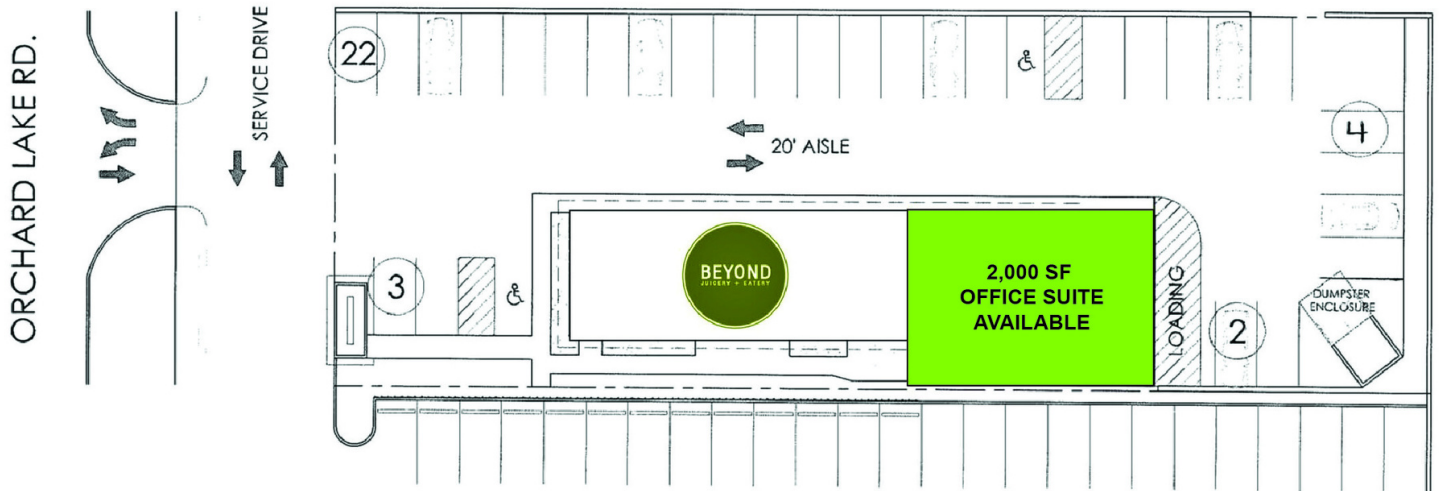
// AVAILABLE SPACES

LEASE TYPE | MG

TOTAL SPACE | 2,000 SF

LEASE TERM | Negotiable

LEASE RATE | \$21.00 SF/yr



SUITE	TENANT	SIZE (SF)	LEASE TYPE	LEASE RATE
6765 Orchard Lake Rd	Available	2,000 SF	Modified Gross	\$21.00 SF/yr

MIKE GUNN Associate
 mike@pacommercial.com (P) 248.331.0202 (C) 248.924.7499

DAN BLUGERMAN, CCIM Senior Associate
 dan@pacommercial.com (P) 248.987.5418 (C) 248.701.9001



26555 Evergreen Road, Suite 1500 • Southfield, MI 48076

We obtained the information above from sources we believe to be reliable. However, we have not verified its accuracy and make no guarantee, warranty or representation about it. It is submitted subject to the possibility of errors, omissions, change of price, rental or other conditions, prior sale, lease or financing, or withdrawal without notice. We include projections, opinions, assumptions or estimates for example only, and they may not represent current or future performance of the property. You and your tax and legal advisors should conduct your own investigation of the property and transaction.

6765 ORCHARD LAKE RD, WEST BLOOMFIELD, MI

// ADDITIONAL PHOTOS



MIKE GUNN Associate
mike@pacommercial.com (P) 248.331.0202 (C) 248.924.7499

DAN BLUGERMAN, CCIM Senior Associate
dan@pacommercial.com (P) 248.987.5418 (C) 248.701.9001

 **P.A. COMMERCIAL**
Corporate & Investment Real Estate

26555 Evergreen Road, Suite 1500 • Southfield, MI 48076



MIKE GUNN Associate
mike@pacommercial.com (P) 248.331.0202 (C) 248.924.7499
DAN BLUGERMAN, CCIM Senior Associate
dan@pacommercial.com (P) 248.987.5418 (C) 248.701.9001

 **P.A. COMMERCIAL**
Corporate & Investment Real Estate
26555 Evergreen Road, Suite 1500 • Southfield, MI 48076



Google

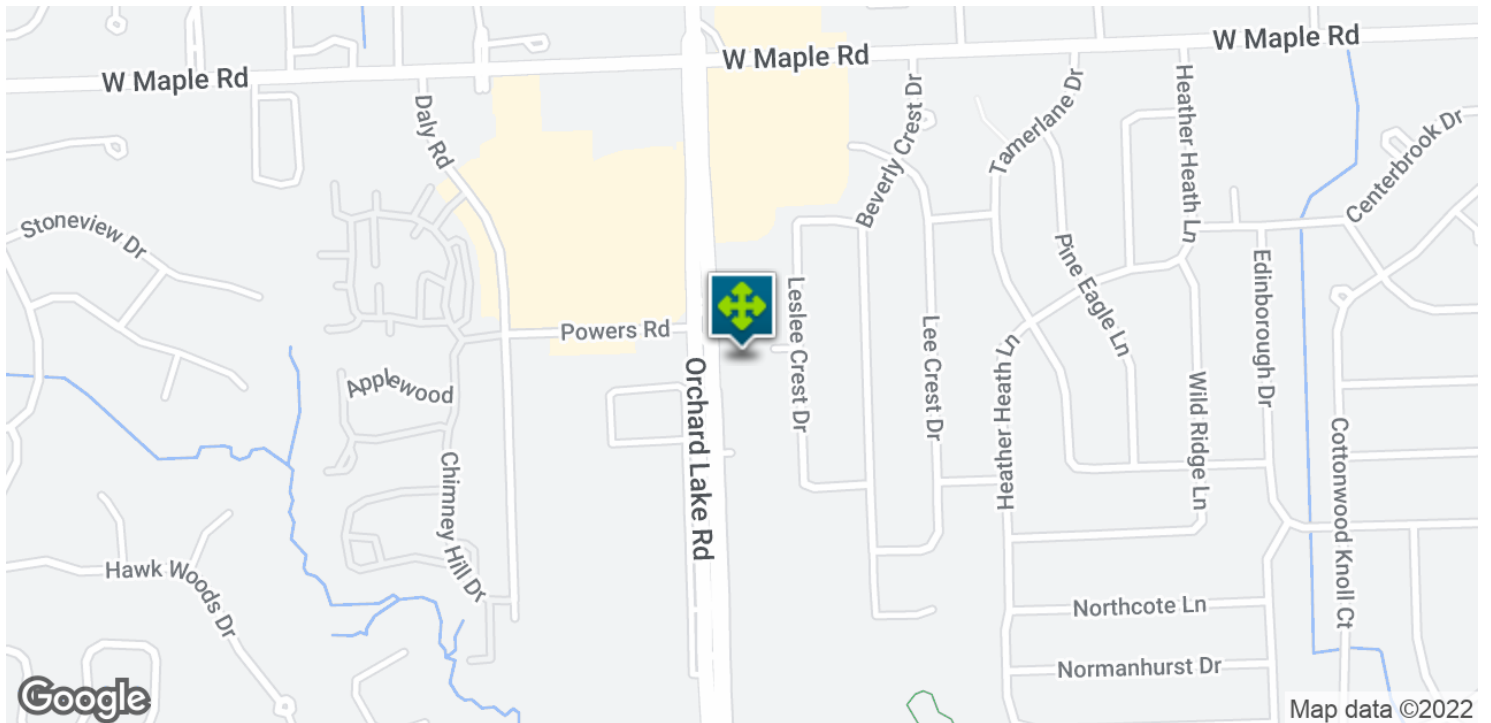
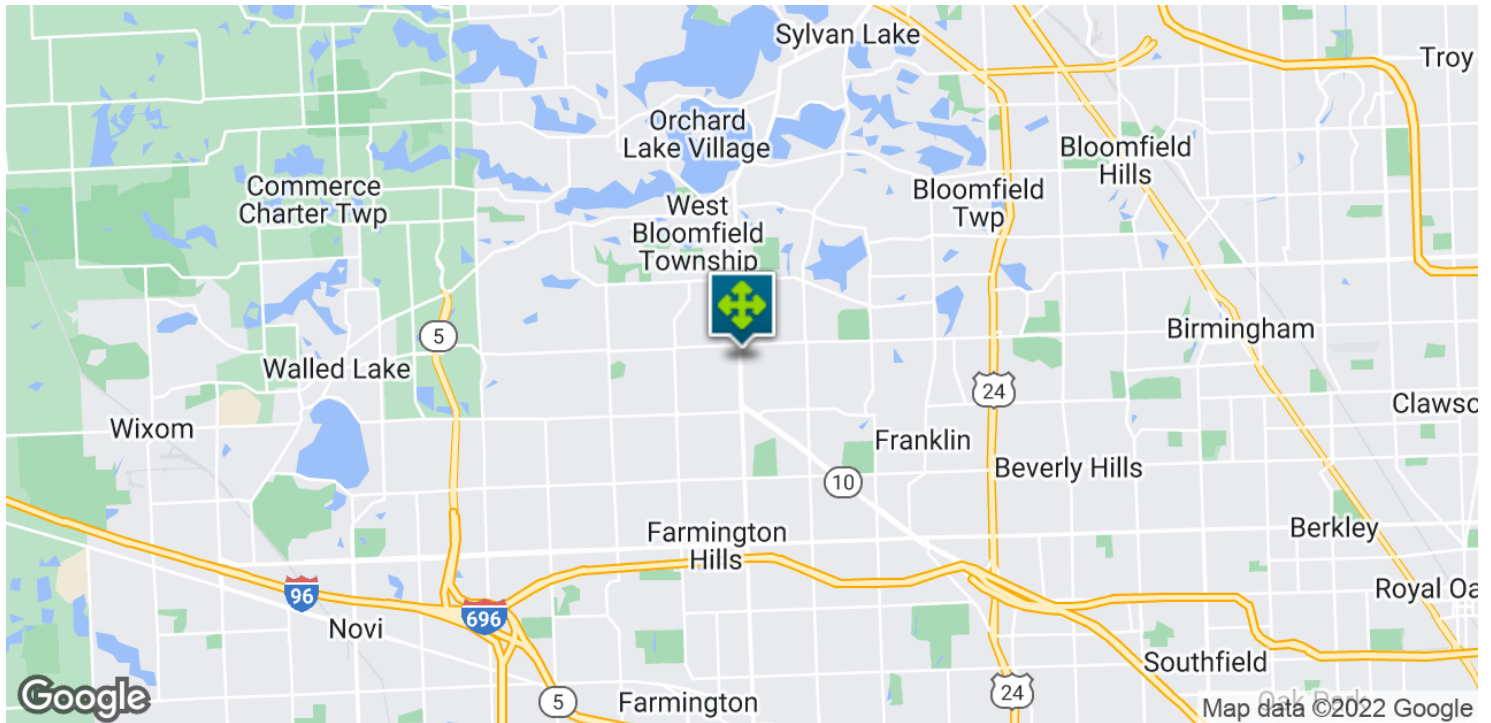
Map data ©2022 Imagery ©2022, CNES / Airbus, Maxar Technologies, U.S. Geological Survey, USDA/FPAC/GEO

MIKE GUNN Associate
mike@pacommercial.com (P) 248.331.0202 (C) 248.924.7499
DAN BLUGERMAN, CCIM Senior Associate
dan@pacommercial.com (P) 248.987.5418 (C) 248.701.9001

 **P.A. COMMERCIAL**
Corporate & Investment Real Estate

26555 Evergreen Road, Suite 1500 • Southfield, MI 48076

We obtained the information above from sources we believe to be reliable. However, we have not verified its accuracy and make no guarantee, warranty or representation about it. It is submitted subject to the possibility of errors, omissions, change of price, rental or other conditions, prior sale, lease or financing, or withdrawal without notice. We include projections, opinions, assumptions or estimates for example only, and they may not represent current or future performance of the property. You and your tax and legal advisors should conduct your own investigation of the property and transaction.

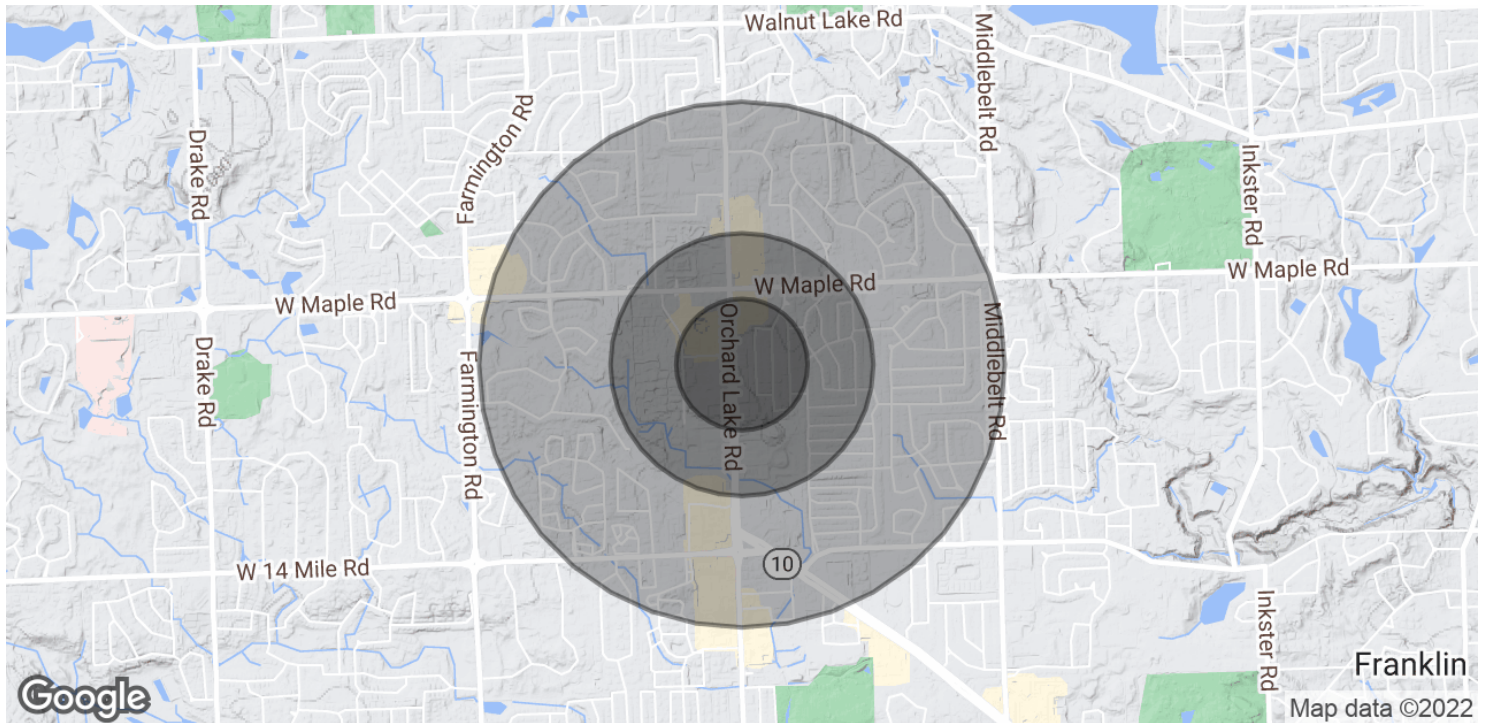


MIKE GUNN Associate
mike@pacommercial.com (P) 248.331.0202 (C) 248.924.7499

DAN BLUGERMAN, CCIM Senior Associate
dan@pacommercial.com (P) 248.987.5418 (C) 248.701.9001



26555 Evergreen Road, Suite 1500 • Southfield, MI 48076

**POPULATION**

	0.25 MILES	0.5 MILES	1 MILE
Total Population	695	2,572	9,172
Average Age	39.1	40.6	45.5
Average Age (Male)	34.7	36.9	43.0
Average Age (Female)	47.0	46.1	48.4

HOUSEHOLDS & INCOME

	0.25 MILES	0.5 MILES	1 MILE
Total Households	339	1,171	4,146
# of Persons per HH	2.1	2.2	2.2
Average HH Income	\$108,752	\$116,112	\$129,977
Average House Value	\$305,435	\$304,380	\$302,524

* Demographic data derived from 2020 ACS - US Census

MIKE GUNN Associate
mike@pacommercial.com (P) 248.331.0202 (C) 248.924.7499

DAN BLUGERMAN, CCIM Senior Associate
dan@pacommercial.com (P) 248.987.5418 (C) 248.701.9001



P.A. COMMERCIAL
Corporate & Investment Real Estate

26555 Evergreen Road, Suite 1500 • Southfield, MI 48076