

AVAILABLE FOR LEASE

LAFAYETTE CENTER | 450 PIKE ST., MARIETTA OH 45750



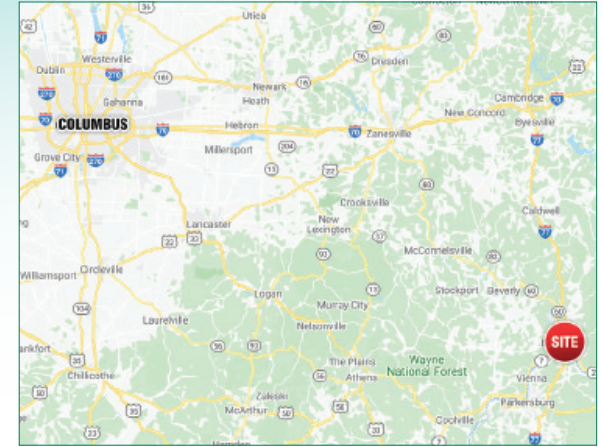
[VIEW ON ANCHORCLE.COM](https://www.anchorcle.com)

HIGHLIGHTS

- Available for Lease
- 18,000 to 31,000 SF
- Excellent visibility
- Pylon signage available
- Located in the heart of the shopping area for Marietta
- Located near Marietta college, enrollment of 1,200 students
- Near historic downtown Marietta shopping & restaurants
- Near I-77

TRAFFIC COUNTS

OHIO RIVER SCENIC BYWAY = 19,275 VPD



DEMOGRAPHICS

2020 ESTIMATES	1 mile	3 mile	5 mile
Population	3,865	18,890	28,511
Households	1,561	8,267	12,516
Average HH Income	\$58,416	\$69,088	\$72,032
Daytime Employees	4,599	16,129	18,081

CONTACT

MATT WILSON

mwilson@anchorcleveland.com
216.342.2580

BEN MCMILLON

bcmillon@anchorcleveland.com
216.342.2607

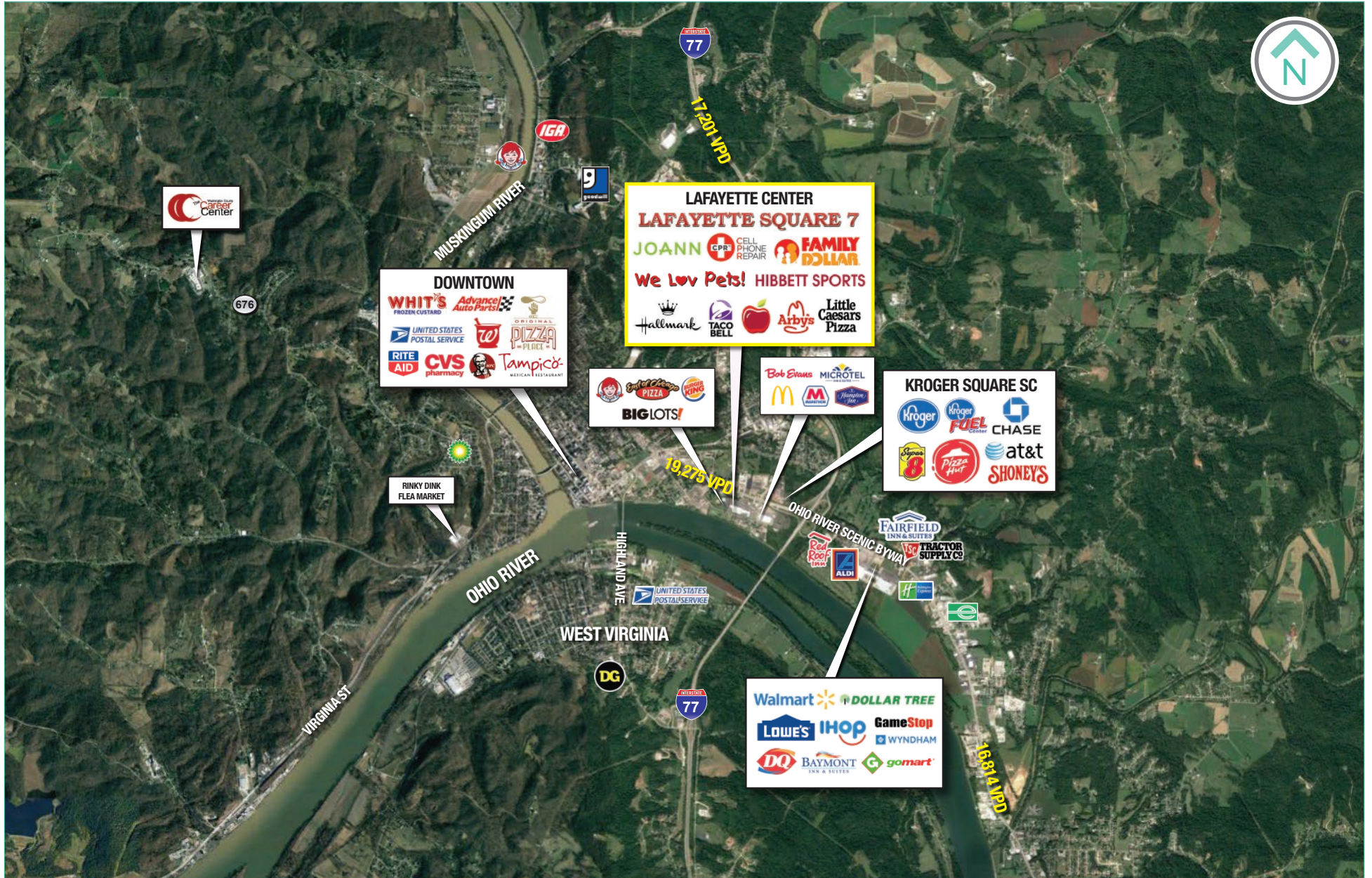
Anchor

CLEVELAND

24500 CHAGRIN BLVD., SUITE 100
BEACHWOOD, OHIO 44122

[WWW.ANCHORCLE.COM](https://www.anchorcle.com)

TRADE AERIAL



MATT WILSON - 216.342.2580 | BEN MCMILLON - 216.342.2607

LAFAYETTE CENTER | 450 PIKE ST., MARIETTA OH 45750

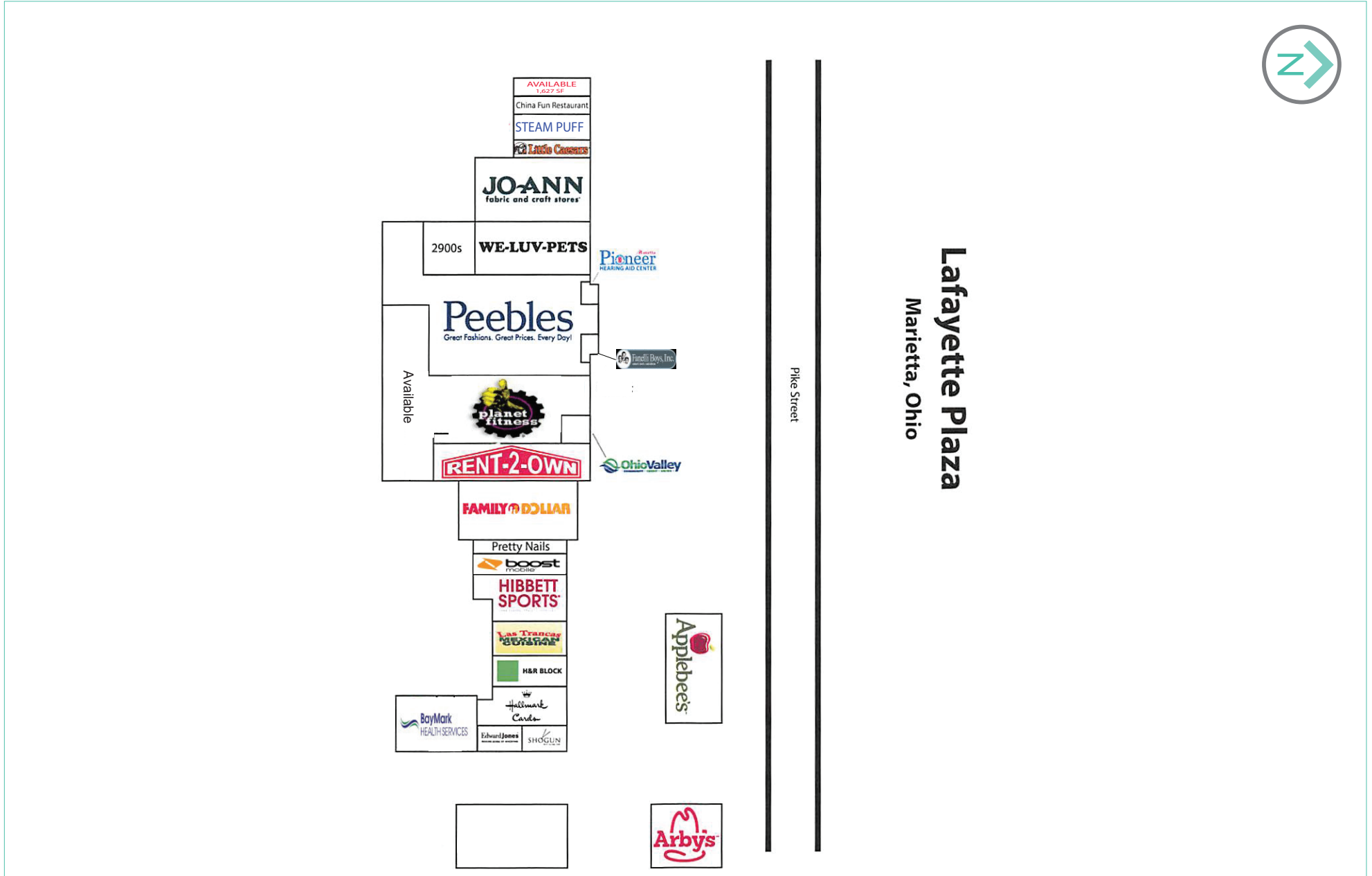
LOW AERIAL



MATT WILSON - 216.342.2580 | BEN MCMILLON - 216.342.2607

The information submitted herein is not guaranteed. Although obtained from reliable resources, it is subject to errors, omissions, prior sale and withdrawal from the market without notice. Anchor Cleveland, LLC, and its agents, associates and employees make no guarantee, warranty, or representation of the property. All images contained herein are the property of Anchor Cleveland, LLC and shall not be duplicated or reproduced without express written consent of Anchor Cleveland, LLC.

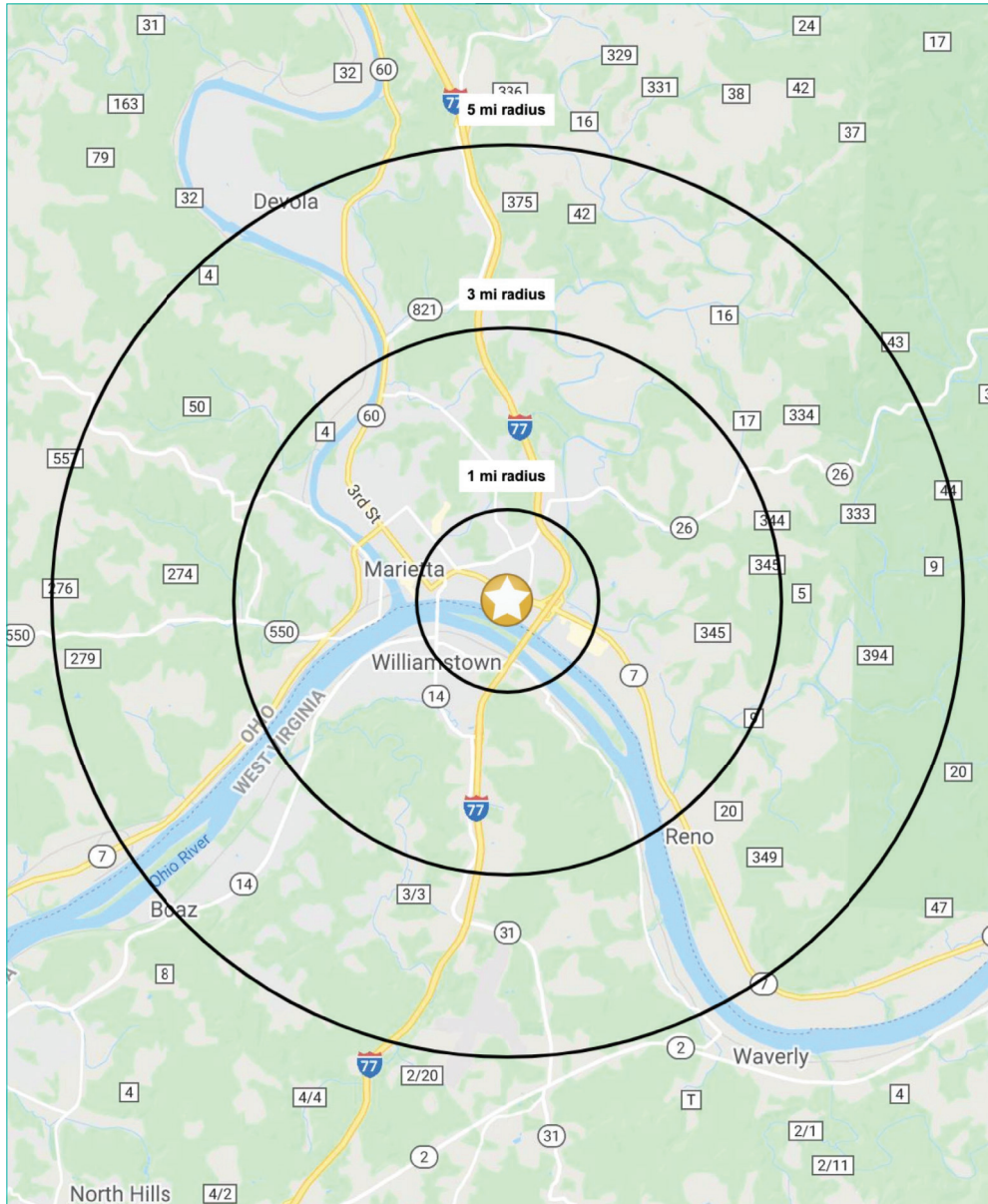
SITE PLAN



MATT WILSON - 216.342.2580 | BEN MCMILLON - 216.342.2607

LAFAYETTE CENTER | 450 PIKE ST., MARIETTA OH 45750

DEMOGRAPHICS



SUMMARY PROFILE

2000-2010 Census, 2020 Estimates with 2025 Projections
 Calculated using Weighted Block Centroid from Block Groups



Lat/Lon: 39.4102/-81.4336

464 Pike St

Marietta, OH 45750

	1 mi radius	3 mi radius	5 mi radius	
POPULATION	2020 Estimated Population	3,865	18,890	28,511
	2025 Projected Population	3,732	18,327	27,515
	2010 Census Population	4,008	19,598	29,547
	2000 Census Population	4,069	20,154	30,335
	Projected Annual Growth 2020 to 2025	-0.7%	-0.6%	-0.7%
	Historical Annual Growth 2000 to 2020	-0.3%	-0.3%	-0.3%
HOUSEHOLDS	2020 Median Age	36.2	41.8	43.6
	2020 Estimated Households	1,561	8,267	12,516
	2025 Projected Households	1,514	8,096	12,196
	2010 Census Households	1,555	8,183	12,362
	2000 Census Households	1,567	8,312	12,290
	Projected Annual Growth 2020 to 2025	-0.6%	-0.4%	-0.5%
RACE AND ETHNICITY	Historical Annual Growth 2000 to 2020	-	-	-
	2020 Estimated White	92.9%	94.3%	95.2%
	2020 Estimated Black or African American	1.5%	1.3%	1.1%
	2020 Estimated Asian or Pacific Islander	2.6%	1.7%	1.4%
	2020 Estimated American Indian or Native Alaskan	0.3%	0.3%	0.3%
	2020 Estimated Other Races	2.7%	2.4%	2.0%
INCOME	2020 Estimated Hispanic	1.9%	1.7%	1.6%
	2020 Estimated Average Household Income	\$58,416	\$69,088	\$72,032
	2020 Estimated Median Household Income	\$35,031	\$44,303	\$49,187
EDUCATION (AGE 25+)	2020 Estimated Per Capita Income	\$24,418	\$30,727	\$31,990
	2020 Estimated Elementary (Grade Level 0 to 8)	1.4%	1.7%	1.5%
	2020 Estimated Some High School (Grade Level 9 to 11)	5.6%	6.2%	6.2%
	2020 Estimated High School Graduate	39.0%	35.5%	35.9%
	2020 Estimated Some College	21.9%	20.4%	20.0%
	2020 Estimated Associates Degree Only	10.0%	9.6%	10.6%
BUSINESS	2020 Estimated Bachelors Degree Only	13.3%	15.5%	15.9%
	2020 Estimated Graduate Degree	8.9%	11.1%	9.9%
	2020 Estimated Total Businesses	390	1,536	1,778
	2020 Estimated Total Employees	4,559	16,129	19,081
2020 Estimated Employee Population per Business	11.7	10.5	10.7	
2020 Estimated Residential Population per Business	9.9	12.3	16.0	

©2020, Sites USA, Chandler, Arizona, 480-491-1112

page 1 of 1

Demographic Source: Applied Geographic Solutions 4/2020, TIGER Geography

This report was produced using data from private and government sources deemed to be reliable. The information herein is provided without representation or warranty.

MATT WILSON - 216.342.2580 | BEN MCMILLON - 216.342.2607

The information submitted herein is not guaranteed. Although obtained from reliable resources, it is subject to errors, omissions, prior sale and withdrawal from the market without notice. Anchor Cleveland, LLC, and its agents, associates and employees make no guarantee, warranty, or representation of the property. All images contained herein are the property of Anchor Cleveland, LLC and shall not be duplicated or reproduced without express written consent of Anchor Cleveland, LLC.