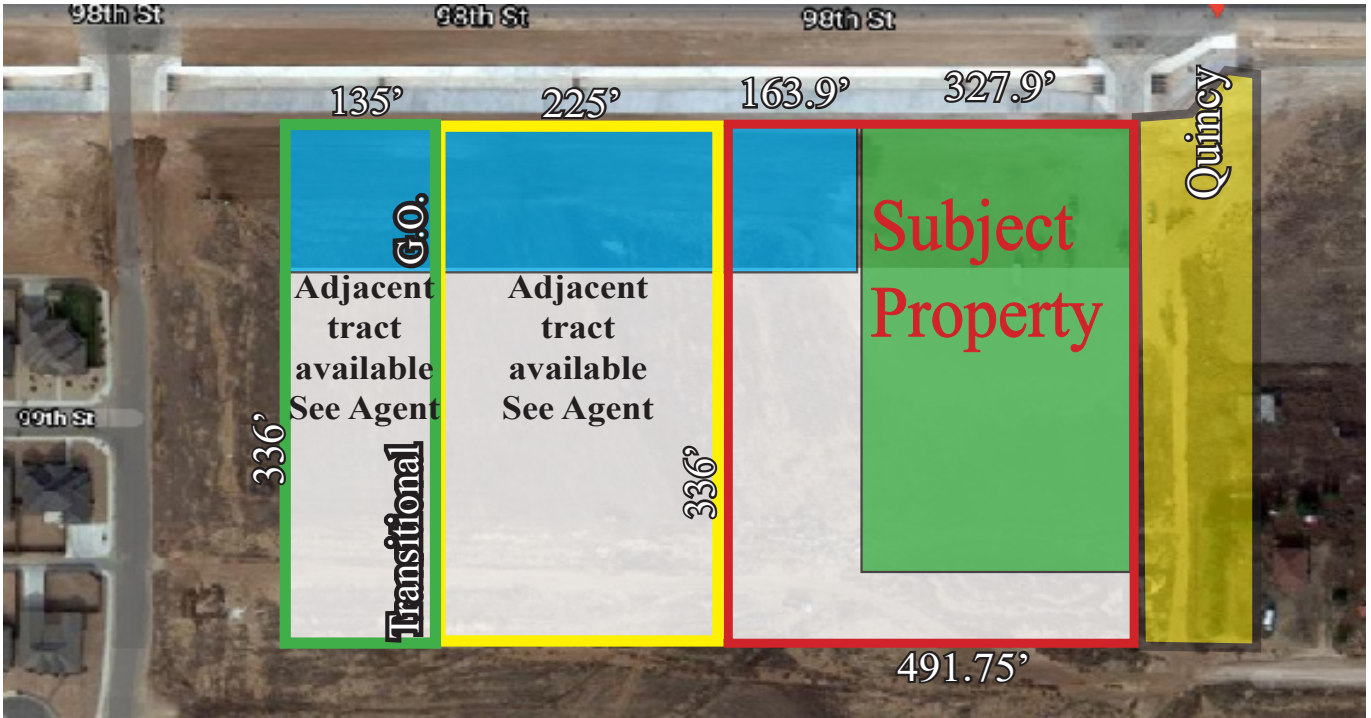


# FOR SALE

98TH STREET AND QUINCY  
LUBBOCK, TX 79424

## REDUCED



## CONTACT

DONNA CURREY BARNES  
806.548.0023  
dbarnes@lubbockwestar.com

Multiple tracts of development land between Quincy and Upland located on the fast growing 98th. street area in Southwest Lubbock. It is located in the city limits and in the Cooper School district. The actual acreage will be determined by a survey. There is an easement on the east side of the property running N/S. The developer of this land will have to pave the "BLVD" 28 ft. running N/S. The property is in the 500 year flood plain and will need some cut for escalation. The property is amidst dense new and existing residential rooftops. There are 12 inch water lines running E/W on 98th. st. side of the property. The water 8" water and sewer lines run E/W on the south end. Extensions of said lines will need to be extended in the platting phase. Drainage has been completed to this site fronting 98th. st.

Another 2.7159 acre development tract adjoins this tract of land on the West side that is available for sale. See pkg. No. 297 for details.

4415 71ST, SUITE 12 | LUBBOCK, TX 79424  
806.797.3231 | LUBBOCKWESTAR.COM

## PROPERTY FACTS

### PURCHASE PRICE

\$1,107,510 - \$3.75 PSF

### TOTAL LAND

6.78 AC (295,336.80 SF)  
as per LCAD

### UTILITIES

To the site

### PRO RATAS

Unpaid

### SCHOOL DISTRICT

Lubbock Cooper ISD



WESTAR  
COMMERCIAL REALTY

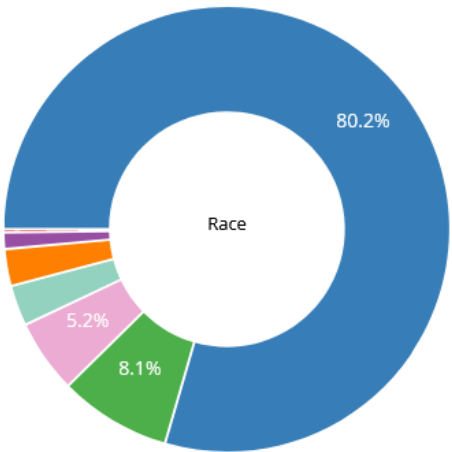
Population by Race ?

Total

Hispanic

Non-Hispanic

Race	Population ▾	Percentage
White	200,867	80.21%
Black or African American	20,204	8.07%
Some Other Race	13,089	5.23%
Two or More Races	7,088	2.83%
Asian	6,374	2.55%
American Indian and Alaska Native	2,607	1.04%
Native Hawaiian and Other Pacific Islander	186	0.07%

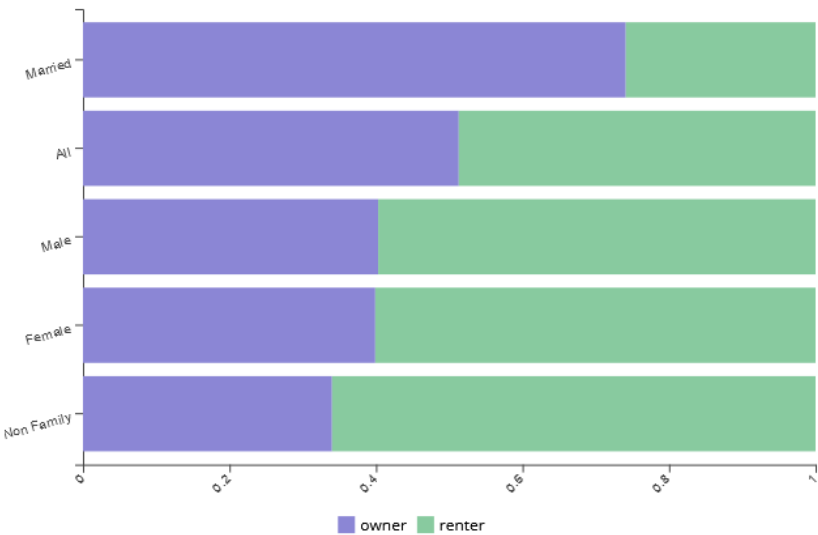


White Black or African American  
American Indian and Alaska Native Asian  
Native Hawaiian and Other Pacific Islander  
Some Other Race Two or More Races

Lubbock Households and Families

Show Source

Lubbock Renter vs Owner Occupied by Household Type



Lubbock Household Types

Type	Owner ▾	Renter
Married	74.1%	25.9%
All	51.3%	48.7%
Male	40.3%	59.7%
Female	39.9%	60.1%
Non Family	34%	66%

51.3% Rate of Home Ownership

Income by Household Type

Show Source

Lubbock Income by Household Type

