


## Starbucks Strip Center

1130-1134 NE Douglas St | Lee's Summit, MO



## Starbucks Strip Center

1130-1134 NE Douglas St | Lee's Summit, MO

- 1,650-3,319 Square Feet of Retail/Office Space Can be Divided
- Busy High-Traffic Location ± 18,000 Cars Per Day
- Monument Signage
- Average Household Income is \$108,000 in a 5 Mile Radius, Which is 1.5x the National Average
- Close Proximity to Lee's Summit North High School – Almost 2,000 Students Enrolled
- Close Proximity to Saint Luke's East Hospital – a 238 Bed Facility
- Surrounding National Retailers include Walmart Supercenter, PetSmart, Hy-Vee, McDonald's, Hobby Lobby, Schlotzky's, Sonic, Panera Bread, Whataburger, Applebee's, T-Mobile, AutoZone, Sprouts Farmers Market, Arby's, Jack in the Box & Many More
- Signalized Intersection
- Close proximity to Interstate 470
- Terra Wellness space available 9/1/2022

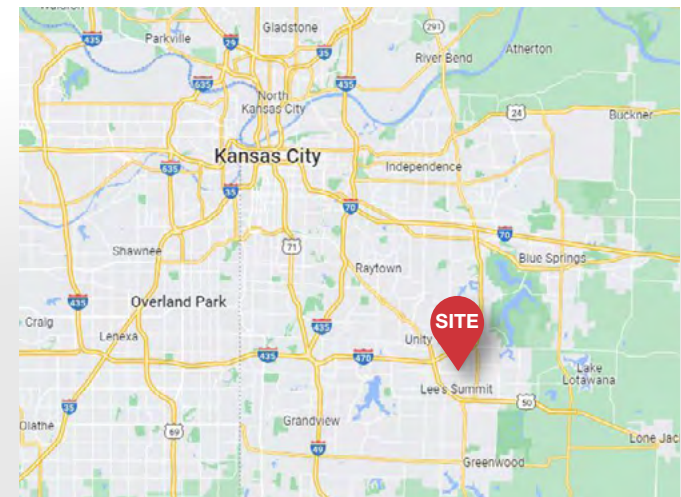
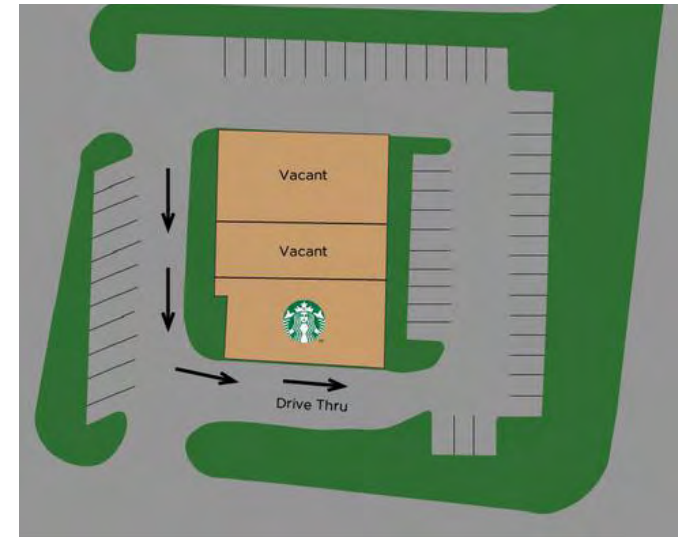
For more information:

**Scott Jerwick**  
 +1 913 956 5803  
 scott@nai-heartland.com

Demographics:	1 Mile	3 Miles	5 Miles
2022 Population:	6,781	51,405	91,213
Median HH Income:	\$63,978	\$74,241	\$88,329
Median Age:	35	38	38
Bachelor's Degree or Higher:	37%	37%	42%

## Starbucks Strip Center

1130-1134 NE Douglas St | Lee's Summit, MO



For more information:

**Scott Jerwick**  
+1 913 956 5803  
scott@nai-heartland.com

4400 College Boulevard Suite 170  
Overland Park, Kansas 66211  
+1 913 362 1000  
nai-heartland.com

## Starbucks Strip Center

1130-1134 NE Douglas St | Lee's Summit, MO



## Starbucks Strip Center

1130-1134 NE Douglas St | Lee's Summit, MO

