

# Prospect Plaza – Office/Medical/Retail

13191 – 13325 Prospect Road Strongsville, OH 44149



# Prospect Plaza – Office/Medical/Retail

13191 – 13325 Prospect Road Strongsville, OH 44149



635 W. Lakeside Avenue #100 Cleveland, OH 44113

**Eric Purcell**  
216.702.4066  
eric@citiroc.com

# Prospect Plaza – Office/Medical/Retail

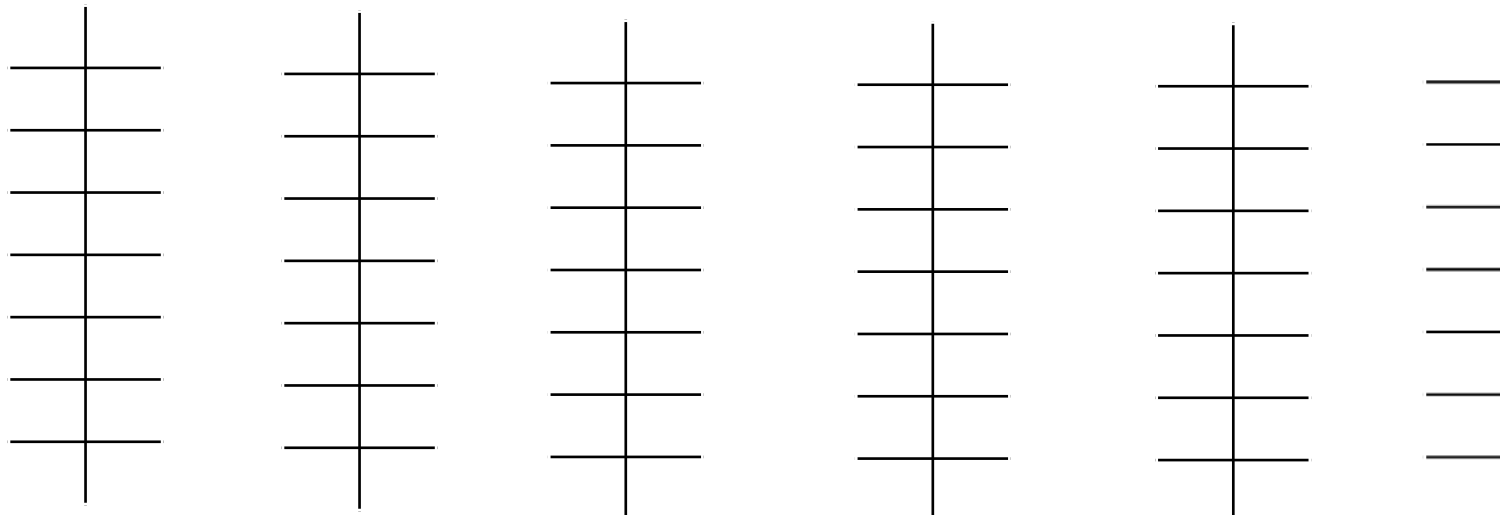
13191 – 13325 Prospect Road Strongsville, OH 44149

barria  
tacos + tequila + whiskey

Waked  
Dental

State Farm  
Gentilcore  
DDS

	 Card Shop	Just Stitching	 Strongsville Bible Fellowship	 Card Shop	 Revitalizing Designs	 Joseph's Hair & Nail Salon	 ComForCare HOME CARE	Available 2,400 SF 80' x 30'
--	---------------	----------------	-----------------------------------	---------------	--------------------------	--------------------------------	--------------------------	------------------------------------



**150 Parking Spaces**

**14,000+ Cars Per Day – Prospect Road**



635 W. Lakeside Avenue #100 Cleveland, OH 44113

**Eric Purcell**  
216.702.4066  
eric@citiroc.com

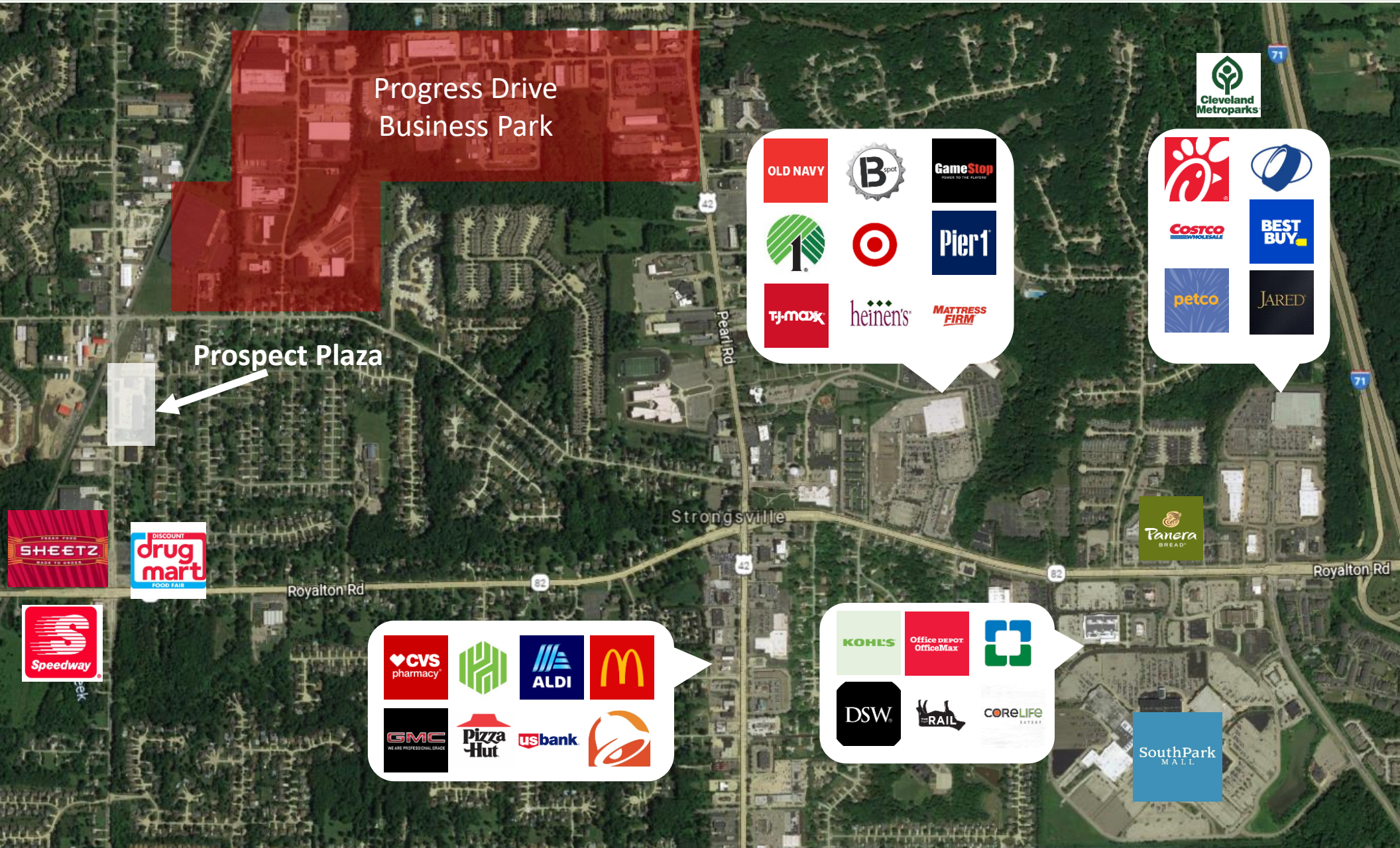
The information contain herein was obtained from sources deemed to be reliable. Citiroc, LLC make no guarantees, warranties, or representations as to completeness or accuracy thereof.



\*Virtual rendering showing the potential of the space.



\*Virtual rendering showing the potential of the space.



Small sample of nearby retailers

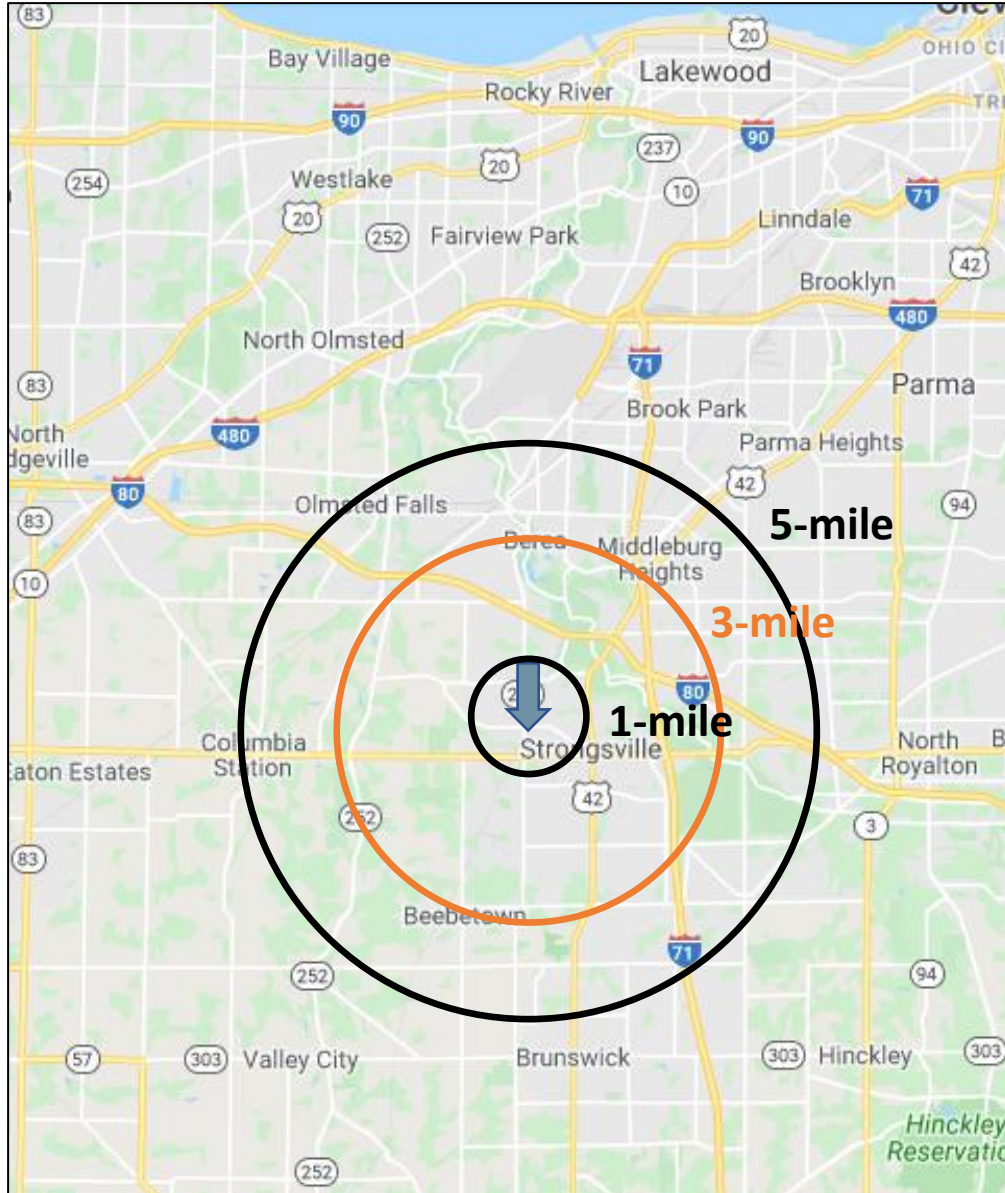
# Prospect Plaza – Office/Medical/Retail

13191 – 13325 Prospect Road Strongsville, OH 44149



# Prospect Plaza – Office/Medical/Retail

## 13191 – 13325 Prospect Road Strongsville, OH 44149

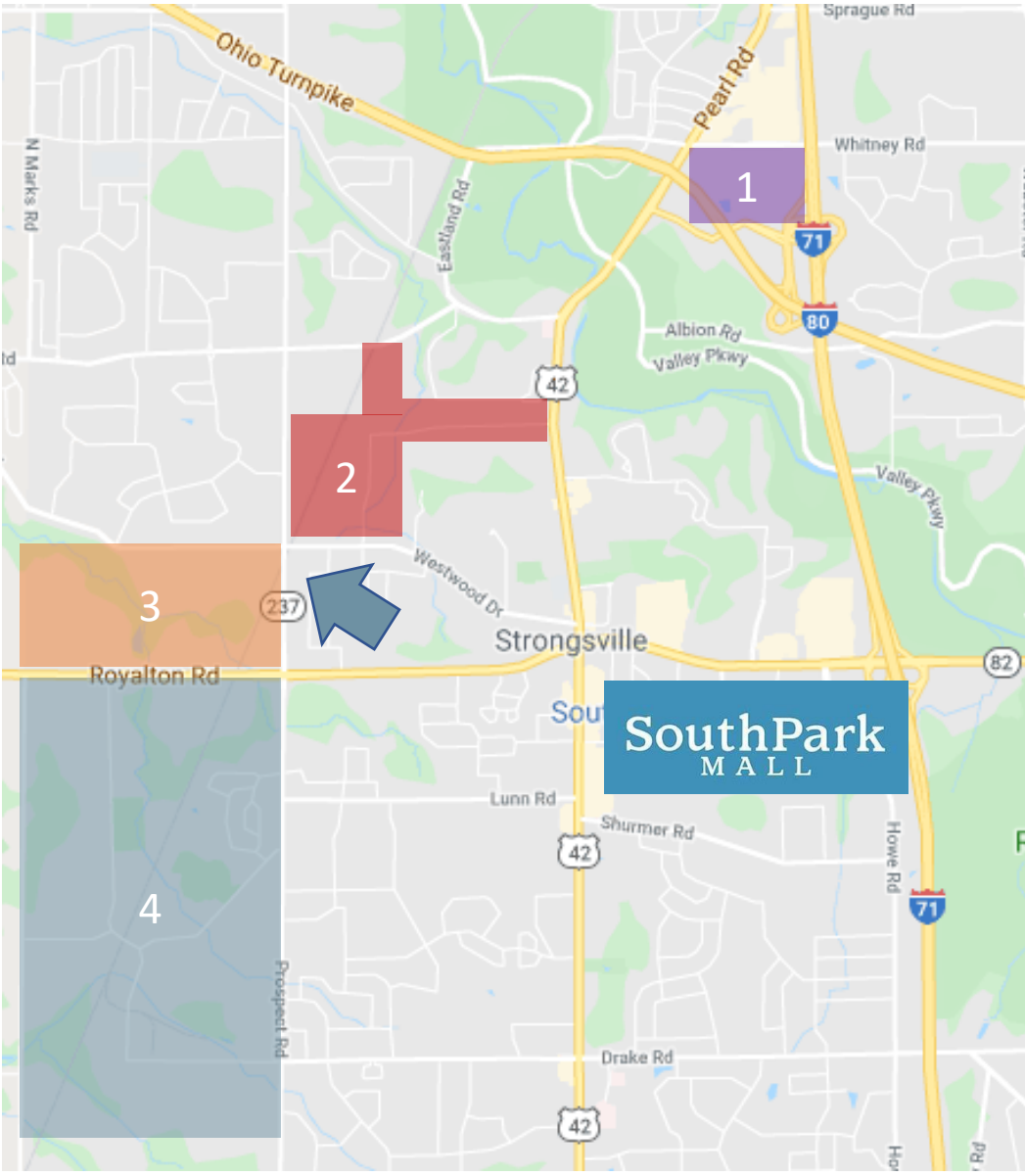


	<b>Radius</b>	<b>1 Mile</b>	<b>3 Mile</b>	<b>5 Mile</b>
<b>Population</b>	2024 Projection	6,121	41,769	120,700
	2019 Estimate	6,126	41,911	120,857
	2010 Census	6,005	41,882	121,099
	Growth 2019-2024	-0.08%	-0.34%	-0.13%
	Growth 2010-2019	2.01%	0.07%	-0.20%
	2019 Population Hispanic Origin	155	1,145	3,623
	2019 Population by Race:			
	White	5,596	38,236	111,117
	Black	105	949	2,990
	Am. Indian & Alaskan	6	68	187
	Asian	338	1,975	4,591
	Hawaiian & Pacific Island	8	13	27
	Other	73	671	1,945
U.S. Armed Forces:	0	24	49	
<b>Households</b>	2024 Projection	2,421	16,913	48,630
	2019 Estimate	2,420	16,983	48,700
	2010 Census	2,364	17,031	48,755
	Growth 2019 - 2024	0.04%	-0.41%	-0.14%
	Growth 2010 - 2019	2.37%	-0.28%	-0.11%
	Owner Occupied	2,241	13,038	37,303
	Renter Occupied	179	3,945	11,397
<b>Income</b>	2019 Avg Household Income	\$114,383	\$98,766	\$89,282
	2019 Med Household Income	\$94,528	\$78,505	\$72,526
	2019 Households by Household Inc:			
	<\$25,000	193	1,802	6,161
	\$25,000 - \$50,000	487	3,492	10,050
	\$50,000 - \$75,000	323	2,853	8,943
	\$75,000 - \$100,000	265	2,468	7,531
	\$100,000 - \$125,000	323	1,985	5,873
	\$125,000 - \$150,000	241	1,491	3,953
	\$150,000 - \$200,000	294	1,461	3,407
\$200,000+	294	1,434	2,783	
<b>\$</b>	Total Businesses	242	1,806	4,689
	Total Daytime Employees	3,452	21,716	59,547



# Prospect Plaza – Office/Medical/Retail

13191 – 13325 Prospect Road Strongsville, OH 44149



### Strongsville Business Parks



Prospect Plaza Shopping Center



Dow Circle Research & Development Park  
30 Companies, 2,600 Employees



Progress Drive Business Park  
40 Companies, 2,000 Employees



Park 82  
15 Companies, 1,000 Employees



Strongsville Business & Technology Park  
70 Companies, 3,000 Employees

### 3-Mile Radius Statistics

- Population 41,000+
- Businesses 1,800+
- Daytime Employees 21,000+