








AVAILABLE SPACE

BLDG.	TOTAL SF	AVG. SF/SUITE
Bldg. 4	250,312 SF	~62,578 SF

PROPERTY FEATURES

-  Office/Warehouse
-  130' Truck Court Depth
-  Dual-Access to Hwy 183 and Hwy 161
-  Foreign Trade Zone #39
-  32' Clear Height
-  Rear Loading
-  Dock High Doors with Ability to Add Ramps
-  Ample Parking



MARK HAYES
 (214) 604-7889
 mhayes@hpitx.com

No warranty or representation, expressed or implied, is made as to the accuracy of the information contained herein, and same is submitted subject to errors, omissions, change of price, rental or other conditions, withdrawal without notice, and to any special listing conditions imposed by the principals.

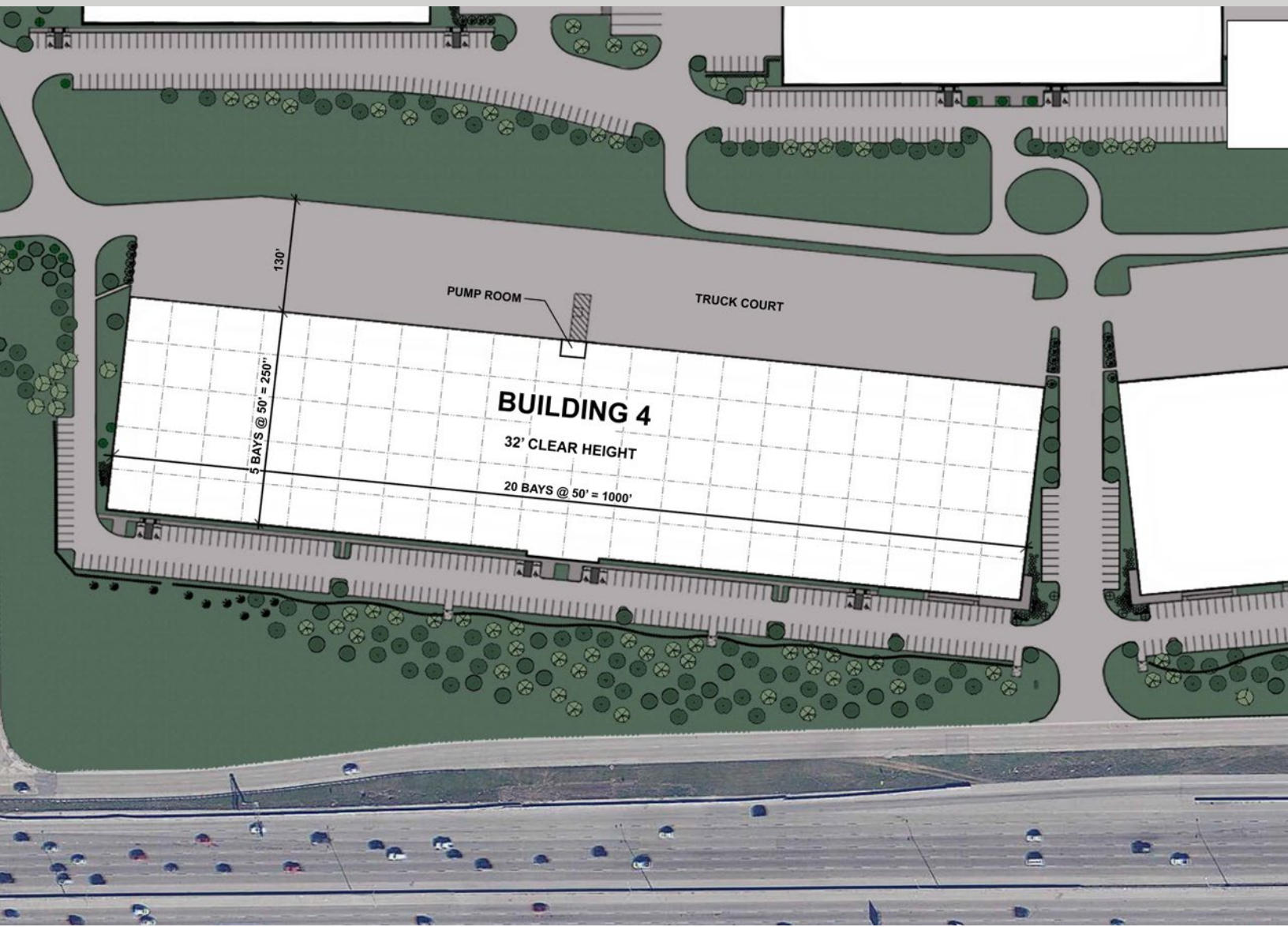
Bldg. 4 - 250,312 RSF

32-Ft. Clear Height, Rear Loading Building

- Rear Loading, 68 Dock High Doors
- 32' Clear Height
- 231 Parking Spaces
- 50' x 50' Column Spacing
- 1000' x 250' Bldg. Dimensions



2601 West Airport Freeway - DFW Airport, TX 75261



Bldg. 4 - Suite Options

Divisible to Approx. 50,000 - 75,000 RSF

Suite 100	75,000 RSF	Suite 300	50,156 RSF
Suite 200	50,156 RSF	Suite 400	75,000 RSF



2601 West Airport Freeway - DFW Airport, TX 75261

