

APPLICATION FOR EXEMPTION FROM AUDIT LONG FORM

NAME OF GOVERNMENT **Hunting Hill Metropolitan District**
ADDRESS **8390 E Crescent Parkway**
 Suite 500
 Greenwood Village, CO 80111
CONTACT PERSON **Kevin Collins**
PHONE **303-779-5710**
EMAIL **Kevin.Collins@cliaconnect.com**
FAX **303-779-0348**

For the Year Ended
 12/31/2016
 or fiscal year ended:

1120-00

CERTIFICATION OF PREPARER

I certify that I am an independent accountant with knowledge of governmental accounting and that the information in the Application is complete and accurate to the best of my knowledge. I am aware that the Audit Law requires that a person independent of the entity complete the application if revenues or expenditure are at least \$100,000 but not more than \$750,000, and that independent means someone who is separate from the entity.

NAME: **Kevin Collins**
TITLE **Accountant for the District**
FIRM NAME (if applicable) **CliftonLarsonAllen LLP**
ADDRESS **8390 E Crescent Parkway Suite 500 Greenwood Village, CO 80111**
PHONE **303-779-5710**
DATE PREPARED **3/10/2017**
(Must be Completed prior to Board approval)
RELATIONSHIP TO ENTITY **CPA Firm providing accounting services to the District**

PREPARER (SIGNATURE REQUIRED)

See Accountant's Compilation Report

Has the entity filed for, or has the district filed, a Title 32, Article 1 Special District Notice of Inactive Status during the year? [Applicable to Title 32 special districts only, pursuant to Sections 32-1-103 (9,3) and 32-1-104 (3), C.R.S.]

YES	NO
<input type="checkbox"/>	<input checked="" type="checkbox"/>

If Yes, date filed:



RECEIVED

By Justin L. Smith at 2:40 pm, Apr 05, 2017

PART 1 - FINANCIAL STATEMENTS - BALANCE SHEET

* Indicate Name of Fund

NOTE: Attach additional sheets as necessary.

Line #	Description	Governmental Funds		Description	Proprietary/ fiduciary Funds		Please use this space to provide explanation of any items on this page
		General Fund	Debt Service Fund - 2007 Series Bonds		Fund*	Fund*	
Assets							
1-1	Cash & Cash Equivalents	\$ 5,933	\$ 34	Cash & Cash Equivalents	\$ -	\$ -	
1-2	Investments	\$ -	\$ -	Investments	\$ -	\$ -	
1-3	Receivables	\$ 30,593	\$ 258,417	Receivables	\$ -	\$ -	
1-4	Due from Other Entities or Funds	\$ -	\$ 3,391	Due from Other Entities or Funds	\$ -	\$ -	
	All Other Assets (specify)			Other Current Assets	\$ -	\$ -	
1-5	Prepaid Expenses	\$ 2,507	\$ -	Total Current Assets	\$ -	\$ -	
1-6		\$ -	\$ -	Capital Assets, net (from Part 6-4)	\$ -	\$ -	
1-7		\$ -	\$ -	Other Long Term Assets (specify)	\$ -	\$ -	
1-8		\$ -	\$ -		\$ -	\$ -	
1-9		\$ -	\$ -		\$ -	\$ -	
1-10		\$ -	\$ -		\$ -	\$ -	
1-11	(add lines 1-1 through 1-10) TOTAL ASSETS	\$ 39,033	\$ 261,842	(add lines 1-1 through 1-10) TOTAL ASSETS	\$ -	\$ -	
1-12	TOTAL DEFERRED OUTFLOWS OF RESOURCES	\$ -	\$ -	TOTAL DEFERRED OUTFLOWS OF RESOURCES	\$ -	\$ -	
1-13	TOTAL ASSETS AND DEFERRED OUTFLOWS	\$ 39,033	\$ 261,842	TOTAL ASSETS AND DEFERRED OUTFLOWS	\$ -	\$ -	
Liabilities							
1-14	Accounts Payable	\$ 24,606	\$ -	Accounts Payable	\$ -	\$ -	
1-15	Accrued Payroll and Related Liabilities	\$ -	\$ -	Accrued Payroll and Related Liabilities	\$ -	\$ -	
1-16	Accrued Interest Payable	\$ -	\$ -	Accrued Interest Payable	\$ -	\$ -	
1-17	Due to Other Entities or Funds	\$ 3,391	\$ -	Due to Other Entities or Funds	\$ -	\$ -	
1-18	All Other Current Liabilities	\$ -	\$ -	All Other Current Liabilities	\$ -	\$ -	
1-19	TOTAL CURRENT LIABILITIES	\$ 27,997	\$ -	TOTAL CURRENT LIABILITIES	\$ -	\$ -	
1-20	All Other Liabilities (specify)	\$ -	\$ -	Proprietary Debt Outstanding (from Part 4-4)	\$ -	\$ -	
1-21	Deferred Property Taxes	\$ -	\$ -	Other Liabilities (specify)	\$ -	\$ -	
1-22		\$ -	\$ -		\$ -	\$ -	
1-23		\$ -	\$ -		\$ -	\$ -	
1-24		\$ -	\$ -		\$ -	\$ -	
1-25		\$ -	\$ -		\$ -	\$ -	
1-26		\$ -	\$ -		\$ -	\$ -	
1-27		\$ -	\$ -		\$ -	\$ -	
1-28	(add lines 1-19 through 1-27) TOTAL LIABILITIES	\$ 27,997	\$ -	(add lines 1-19 through 1-27) TOTAL LIABILITIES	\$ -	\$ -	
1-29	TOTAL DEFERRED INFLOWS OF RESOURCES	\$ 28,713	\$ 258,417	TOTAL DEFERRED INFLOWS OF RESOURCES	\$ -	\$ -	
Fund Balance							
1-30	Nonspendable Prepaid	\$ 2,507	\$ -	Net Position	\$ -	\$ -	
1-31	Nonspendable Inventory	\$ -	\$ -	Net Investment in Capital Assets	\$ -	\$ -	
1-32	Restricted (specify)	\$ 800	\$ -	Emergency Reserves	\$ -	\$ -	
1-33	Committed (specify)	\$ -	\$ -	Other Designations/Reserves	\$ -	\$ -	
1-34	Assigned (specify)	\$ -	\$ -	Restricted	\$ -	\$ -	
1-35	Unassigned:	\$ (20,984)	\$ 3,425	Undesignated/Unreserved/Unrestricted	\$ -	\$ -	
1-36	Add lines 1-30 through 1-35 This total should be the same as line 3-33 TOTAL FUND BALANCE	\$ (17,677)	\$ 3,425	Add lines 1-30 through 1-35 This total should be the same as line 3-33 TOTAL NET POSITION	\$ -	\$ -	
1-37	Add lines 1-28, 1-29 and 1-36 This total should be the same as line 1-13 TOTAL LIABILITIES, DEFERRED INFLOWS, AND FUND BALANCE	\$ 39,033	\$ 261,842	Add lines 1-28, 1-29 and 1-36 This total should be the same as line 1-13 TOTAL LIABILITIES, DEFERRED INFLOWS, AND NET POSITION	\$ -	\$ -	

PART 2 - FINANCIAL STATEMENTS - OPERATING STATEMENT - REVENUES

Line #	Description	Governmental Funds		Description	Proprietary/Fiduciary Funds		Please use this space to provide explanation of any items on this page
		General Fund	DSF - 2007 Series		Fund*	Fund*	
Tax Revenue							
2-1	Property	\$ 24,158	\$ 217,420	Property	\$ -	\$ -	
2-2	Specific Ownership	\$ 2,223	\$ 20,003	Specific Ownership	\$ -	\$ -	
2-3	Sales and Use Tax	\$ -	\$ -	Sales and Use Tax	\$ -	\$ -	
2-4	Other Tax Revenue (specify):	\$ -	\$ -	Other Tax Revenue (specify):	\$ -	\$ -	
2-5		\$ -	\$ -		\$ -	\$ -	
2-6		\$ -	\$ -		\$ -	\$ -	
2-7		\$ -	\$ -		\$ -	\$ -	
2-8	Add lines 2-1 through 2-7 TOTAL TAX REVENUE	\$ 26,381	\$ 237,423	Add lines 2-1 through 2-7 TOTAL TAX REVENUE	\$ -	\$ -	
2-9	Licenses and Permits	\$ -	\$ -	Licenses and Permits	\$ -	\$ -	
2-10	Highway Users Tax Funds (HUTF)	\$ -	\$ -	Highway Users Tax Funds (HUTF)	\$ -	\$ -	
2-11	Conservation Trust Funds (Lottery)	\$ -	\$ -	Conservation Trust Funds (Lottery)	\$ -	\$ -	
2-12	Community Development Block Grant	\$ -	\$ -	Community Development Block Grant	\$ -	\$ -	
2-13	Fire & Police Pension	\$ -	\$ -	Fire & Police Pension	\$ -	\$ -	
2-14	Grants	\$ -	\$ -	Grants	\$ -	\$ -	
2-15	Donations	\$ -	\$ -	Donations	\$ -	\$ -	
2-16	Charges for Sales and Services	\$ -	\$ -	Charges for Sales and Services	\$ -	\$ -	
2-17	Rental Income	\$ -	\$ -	Rental Income	\$ -	\$ -	
2-18	Fines and Forfeits	\$ -	\$ -	Fines and Forfeits	\$ -	\$ -	
2-19	Interest/Investment Income	\$ 12	\$ 117	Interest/Investment Income	\$ -	\$ -	
2-20	Tap Fees	\$ -	\$ -	Tap Fees	\$ -	\$ -	
2-21	Developer Advances	\$ 130,649	\$ -	Developer Advances	\$ -	\$ -	
2-22	All Other (specify):	\$ -	\$ -	All Other (specify):	\$ -	\$ -	
2-23	Facility Fees	\$ -	\$ 9,000		\$ -	\$ -	
2-24	Add lines 2-8 through 2-23 TOTAL REVENUES	\$ 157,042	\$ 246,540	Add lines 2-8 through 2-23 TOTAL REVENUES	\$ -	\$ -	
Other Financing Sources							
2-25	Debt Proceeds	\$ -	\$ -	Debt Proceeds	\$ -	\$ -	
2-26	Proceeds from Sale of Capital Assets	\$ -	\$ -	Proceeds from Sale of Capital Assets	\$ -	\$ -	
2-27	Other (specify):	\$ -	\$ -	Other (specify):	\$ -	\$ -	
2-28	Add lines 2-25 through 2-27 TOTAL OTHER FINANCING SOURCES	\$ -	\$ -	Add lines 2-25 through 2-27 TOTAL OTHER FINANCING SOURCES	\$ -	\$ -	
2-29	Add lines 2-24 and 2-28 TOTAL REVENUES AND OTHER FINANCING SOURCES	\$ 157,042	\$ 246,540	Add lines 2-24 and 2-28 TOTAL REVENUES AND OTHER FINANCING SOURCES	\$ -	\$ -	403,582

IF GRAND TOTAL REVENUES AND OTHER FINANCING SOURCES for all funds (Line 2-29) are GREATER than \$750,000 - STOP. You may not use this form. An audit may be required. See Section 29-1-604, C.R.S., or contact the OSA Local Government Division at (303) 869-3000 for assistance.

PART 3 - FINANCIAL STATEMENTS - OPERATING STATEMENT - EXPENDITURES

Line #	Description	Governmental Funds		Description	Proprietary/Fiduciary Funds		Please use this space to provide explanation of any items on this page
		General Fund	DSF - 2007 Series		Fund*	Fund*	
3-1	General Government	\$ 183,579	\$ 3,273	General Operating & Administrative	\$ -	\$ -	
3-2	Judicial	\$ -	\$ -	Salaries	\$ -	\$ -	
3-3	Law Enforcement	\$ -	\$ -	Payroll Taxes	\$ -	\$ -	
3-4	Fire	\$ -	\$ -	Contract Services	\$ -	\$ -	
3-5	Highways & Streets	\$ -	\$ -	Employee Benefits	\$ -	\$ -	
3-6	Solid Waste	\$ -	\$ -	Insurance	\$ -	\$ -	
3-7	Contributions to Fire & Police Pension Assoc.	\$ -	\$ -	Accounting and Legal Fees	\$ -	\$ -	
3-8	Health	\$ -	\$ -	Repair and Maintenance	\$ -	\$ -	
3-9	Culture and Recreation	\$ -	\$ -	Supplies	\$ -	\$ -	
3-10	Other (specify)	\$ -	\$ -	Utilities	\$ -	\$ -	
3-11		\$ -	\$ -	Contributions to Fire & Police Pension Assoc.	\$ -	\$ -	
3-12		\$ -	\$ -	Other (specify)	\$ -	\$ -	
3-13		\$ -	\$ -		\$ -	\$ -	
3-14	Capital Outlay	\$ -	\$ -	Capital Outlay	\$ -	\$ -	
	Debt Service			Debt Service			
3-15	Principal	\$ -	\$ -	Principal	\$ -	\$ -	
3-16	Interest	\$ -	\$ 231,900	Interest	\$ -	\$ -	
3-17	Bond Issuance Costs	\$ -	\$ -	Bond Issuance Costs	\$ -	\$ -	
3-18	Developer Principal Repayments	\$ -	\$ -	Developer Principal Repayments	\$ -	\$ -	
3-19	Developer Interest Repayments	\$ -	\$ -	Developer Interest Repayments	\$ -	\$ -	
3-20	All Other (specify)	\$ -	\$ -	All Other (specify)	\$ -	\$ -	
3-21		\$ -	\$ -		\$ -	\$ -	
3-22	Add lines 3-1 through 3-21	\$ 183,579	\$ 235,173	Add lines 3-1 through 3-21	\$ -	\$ -	GRAND TOTAL
	TOTAL EXPENDITURES			TOTAL EXPENDITURES			\$ 398,752
3-23	Interfund Transfers (In)	\$ -	\$ -	Net Interfund Transfers (In)	\$ -	\$ -	
3-24	Interfund Transfers out	\$ -	\$ -	Net Interfund Transfers out	\$ -	\$ -	
3-25	Other Expenditures (Revenues)	\$ -	\$ -	Depreciation	\$ -	\$ -	
3-26		\$ -	\$ -	Other Financing Sources (Uses) (from line 3-26)	\$ -	\$ -	
3-27		\$ -	\$ -	Capital Outlay (from line 3-14)	\$ -	\$ -	
3-28		\$ -	\$ -	Debt Principal (from line 3-15)	\$ -	\$ -	
3-29	(Add lines 3-23 through 3-28)	\$ -	\$ -	(Line 3-26, plus line 3-27, less line 3-24, less line 3-25)	\$ -	\$ -	
	TOTAL TRANSFERS AND OTHER EXPENDITURES			TOTAL GAAP RECONCILING ITEMS			
3-30	Excess (Deficiency) of Revenues and Other Financing Sources Over (Under) Expenditures			Net Increase (Decrease) in Net Position			
	Line 3-29, less line 3-22, plus line 3-29	\$ (6,537)	\$ 11,367	Line 3-29, less line 3-22, plus line 3-29, plus line 3-23, less line 3-23	\$ -	\$ -	
3-31	Fund Balance, January 1 from December 31 prior year report			Net Position, January 1 from December 31 prior year report			
		\$ (11,140)	\$ (7,942)		\$ -	\$ -	
3-32	Prior Period Adjustment (MUST explain)	\$ -	\$ -	Prior Period Adjustment (MUST explain)	\$ -	\$ -	
3-33	Fund Balance, December 31			Net Position, December 31			
	Sum of Line 3-30, 3-31, and 3-32			Line 3-30 plus line 3-31			
	This total should be the same as line 1-36.	\$ (17,677)	\$ 3,425	This total should be the same as line 1-36.	\$ -	\$ -	

IF GRAND TOTAL EXPENDITURES for all funds (Line 3-22) are GREATER than \$750,000 - STOP. You may not use this form. An audit may be required. See Section 29-1-604, C.R.S., or contact the OSA Local Government Division at (303) 889-3000 for assistance.

PART 1 - FINANCIAL STATEMENTS - BALANCE SHEET

* Indicate Name of Fund

NOTE: Attach additional sheets as necessary.

Line #	Description	Governmental Funds		Description	Proprietary/Fiduciary Funds		Please use this space to provide explanation of any items on this page	
		Debt Service - 2013 Series Bonds Fund	Capital Projects 2013 Series Bonds Fund		Fund*	Fund*		
Assets								
1-1	Cash & Cash Equivalents	\$	720	\$	486,088	\$	-	
1-2	Investments	\$	-	\$	-	\$	-	
1-3	Receivables	\$	-	\$	-	\$	-	
1-4	Due from Other Entities or Funds	\$	-	\$	-	\$	-	
	All Other Assets (specify)	\$	-	\$	-	\$	-	
1-5	Prepaid Expenses	\$	-	\$	-	\$	-	
1-6		\$	-	\$	-	\$	-	
1-7		\$	-	\$	-	\$	-	
1-8		\$	-	\$	-	\$	-	
1-9		\$	-	\$	-	\$	-	
1-10		\$	-	\$	-	\$	-	
1-11	(add lines 1-1 through 1-10) TOTAL ASSETS	\$	720	\$	486,088	\$	-	
1-12	TOTAL DEFERRED OUTFLOWS OF RESOURCES	\$	-	\$	-	\$	-	
1-13	TOTAL ASSETS AND DEFERRED OUTFLOWS	\$	720	\$	486,088	\$	-	
Liabilities								
1-14	Accounts Payable	\$	-	\$	-	\$	-	
1-15	Accrued Payroll and Related Liabilities	\$	-	\$	-	\$	-	
1-16	Accrued Interest Payable	\$	-	\$	-	\$	-	
1-17	Due to Other Entities or Funds	\$	-	\$	-	\$	-	
1-18	All Other Current Liabilities	\$	-	\$	-	\$	-	
1-19	TOTAL CURRENT LIABILITIES	\$	-	\$	-	\$	-	
1-20	All Other Liabilities (specify)	\$	-	\$	-	\$	-	
1-21	Deferred Property Taxes	\$	-	\$	-	\$	-	
1-22		\$	-	\$	-	\$	-	
1-23		\$	-	\$	-	\$	-	
1-24		\$	-	\$	-	\$	-	
1-25		\$	-	\$	-	\$	-	
1-26		\$	-	\$	-	\$	-	
1-27		\$	-	\$	-	\$	-	
1-28	(add lines 1-19 through 1-27) TOTAL LIABILITIES	\$	-	\$	-	\$	-	
1-29	TOTAL DEFERRED INFLOWS OF RESOURCES	\$	-	\$	-	\$	-	
Fund Balance								
1-30	Nonspendable Prepaid	\$	-	\$	-	\$	-	
1-31	Nonspendable Inventory	\$	-	\$	-	\$	-	
1-32	Restricted (specify)	\$	720	\$	-	\$	-	
1-33	Committed (specify)	\$	-	\$	-	\$	-	
1-34	Assigned (specify)	\$	-	\$	-	\$	-	
1-35	Unassigned	\$	-	\$	486,088	\$	-	
1-36	Add lines 1-30 through 1-35 This total should be the same as line 3-33 TOTAL FUND BALANCE	\$	720	\$	486,088	\$	-	
1-37	Add lines 1-28, 1-29 and 1-36 This total should be the same as line 1-13 TOTAL LIABILITIES, DEFERRED INFLOWS, AND FUND BALANCE	\$	720	\$	486,088	\$	-	
Assets								
	Cash & Cash Equivalents	\$	-	\$	-	\$	-	
	Investments	\$	-	\$	-	\$	-	
	Receivables	\$	-	\$	-	\$	-	
	Due from Other Entities or Funds	\$	-	\$	-	\$	-	
	Other Current Assets	\$	-	\$	-	\$	-	
	Total Current Assets	\$	-	\$	-	\$	-	
	Capital Assets, net (from Part 6-)	\$	-	\$	-	\$	-	
	Other Long Term Assets (specify)	\$	-	\$	-	\$	-	
		\$	-	\$	-	\$	-	
		\$	-	\$	-	\$	-	
	(add lines 1-1 through 1-10) TOTAL ASSETS	\$	-	\$	-	\$	-	
	TOTAL DEFERRED OUTFLOWS OF RESOURCES	\$	-	\$	-	\$	-	
	TOTAL ASSETS AND DEFERRED OUTFLOWS	\$	-	\$	-	\$	-	
Liabilities								
	Accounts Payable	\$	-	\$	-	\$	-	
	Accrued Payroll and Related Liabilities	\$	-	\$	-	\$	-	
	Accrued Interest Payable	\$	-	\$	-	\$	-	
	Due to Other Entities or Funds	\$	-	\$	-	\$	-	
	All Other Current Liabilities	\$	-	\$	-	\$	-	
	TOTAL CURRENT LIABILITIES	\$	-	\$	-	\$	-	
	Proprietary Debt Outstanding (from Part 4-4)	\$	-	\$	-	\$	-	
	Other Liabilities (specify)	\$	-	\$	-	\$	-	
		\$	-	\$	-	\$	-	
		\$	-	\$	-	\$	-	
	(add lines 1-19 through 1-27) TOTAL LIABILITIES	\$	-	\$	-	\$	-	
	TOTAL DEFERRED INFLOWS OF RESOURCES	\$	-	\$	-	\$	-	
Net Position								
	Net Investment in Capital Assets	\$	-	\$	-	\$	-	
	Emergency Reserves	\$	-	\$	-	\$	-	
	Other Designations/Reserves	\$	-	\$	-	\$	-	
	Restricted	\$	-	\$	-	\$	-	
	Undesignated/Unreserved/Unrestricted	\$	-	\$	-	\$	-	
	Add lines 1-30 through 1-35 This total should be the same as line 3-33 TOTAL NET POSITION	\$	-	\$	-	\$	-	
	Add lines 1-28, 1-29 and 1-36 This total should be the same as line 1-13 TOTAL LIABILITIES, DEFERRED INFLOWS, AND NET POSITION	\$	-	\$	-	\$	-	

PART 2 - FINANCIAL STATEMENTS - OPERATING STATEMENT - REVENUES

Line #	Description	Governmental Funds		Description	Proprietary/Fiduciary Funds		Please use this space to provide explanation of any items on this page
		DS - 2013 Series	Cap Proj Fund		Fund*	Fund*	
	Tax Revenue			Tax Revenue			
2-1	Property	\$ -	\$ -	Property	\$ -	\$ -	
2-2	Specific Ownership	\$ -	\$ -	Specific Ownership	\$ -	\$ -	
2-3	Sales and Use Tax	\$ -	\$ -	Sales and Use Tax	\$ -	\$ -	
2-4	Other Tax Revenue (specify):	\$ -	\$ -	Other Tax Revenue (specify):	\$ -	\$ -	
2-5		\$ -	\$ -		\$ -	\$ -	
2-6		\$ -	\$ -		\$ -	\$ -	
2-7		\$ -	\$ -		\$ -	\$ -	
2-8	Add lines 2-1 through 2-7 TOTAL TAX REVENUE	\$ -	\$ -	Add lines 2-1 through 2-7 TOTAL TAX REVENUE	\$ -	\$ -	
2-9	Licenses and Permits	\$ -	\$ -	Licenses and Permits	\$ -	\$ -	
2-10	Highway Users Tax Funds (HUTF)	\$ -	\$ -	Highway Users Tax Funds (HUTF)	\$ -	\$ -	
2-11	Conservation Trust Funds (Lottery)	\$ -	\$ -	Conservation Trust Funds (Lottery)	\$ -	\$ -	
2-12	Community Development Block Grant	\$ -	\$ -	Community Development Block Grant	\$ -	\$ -	
2-13	Fire & Police Pension	\$ -	\$ -	Fire & Police Pension	\$ -	\$ -	
2-14	Grants	\$ -	\$ -	Grants	\$ -	\$ -	
2-15	Donations	\$ -	\$ -	Donations	\$ -	\$ -	
2-16	Charges for Sales and Services	\$ -	\$ -	Charges for Sales and Services	\$ -	\$ -	
2-17	Rental Income	\$ -	\$ -	Rental Income	\$ -	\$ -	
2-18	Fines and Forfeits	\$ -	\$ -	Fines and Forfeits	\$ -	\$ -	
2-19	Interest/Investment Income	\$ -	\$ -	Interest/Investment Income	\$ -	\$ -	
2-20	Tap Fees	\$ -	\$ -	Tap Fees	\$ -	\$ -	
2-21	Developer Advances	\$ -	\$ -	Developer Advances	\$ -	\$ -	
2-22	All Other (specify):	\$ -	\$ -	All Other (specify):	\$ -	\$ -	
2-23	Facility Fees	\$ -	\$ -		\$ -	\$ -	
2-24	Add lines 2-8 through 2-23 TOTAL REVENUES	\$ -	\$ -	Add lines 2-8 through 2-23 TOTAL REVENUES	\$ -	\$ -	
	Other Financing Sources			Other Financing Sources			
2-25	Debt Proceeds	\$ -	\$ -	Debt Proceeds	\$ -	\$ -	
2-26	Proceeds from Sale of Capital Assets	\$ -	\$ -	Proceeds from Sale of Capital Assets	\$ -	\$ -	
2-27	Other (specify):	\$ -	\$ -	Other (specify):	\$ -	\$ -	
2-28	Add lines 2-25 through 2-27 TOTAL OTHER FINANCING SOURCES	\$ -	\$ -	Add lines 2-25 through 2-27 TOTAL OTHER FINANCING SOURCES	\$ -	\$ -	
2-29	Add lines 2-24 and 2-28 TOTAL REVENUES AND OTHER FINANCING SOURCES	\$ -	\$ -	Add lines 2-24 and 2-28 TOTAL REVENUES AND OTHER FINANCING SOURCES	\$ -	\$ -	GRAND TOTALS

IF GRAND TOTAL REVENUES AND OTHER FINANCING SOURCES for all funds (Line 2-29) are GREATER than \$750,000 - STOP. You may not use this form. An audit may be required. See Section 28-1-604, C.R.S., or contact the OSA Local Government Division at (303) 869-3000 for assistance.

PART 3 - FINANCIAL STATEMENTS - OPERATING STATEMENT - EXPENDITURES

Line #	Description	Governmental Funds		Description	Proprietary/Fiduciary Funds		Please use this space to provide explanation of any items on this page
		DS - 2013 Series	Cap Proj Fund		Fund*	Fund*	
3-1	General Government	\$ 8	\$ -	General Operating & Administrative	\$ -	\$ -	
3-2	Judicial	\$ -	\$ -	Salaries	\$ -	\$ -	
3-3	Law Enforcement	\$ -	\$ -	Payroll Taxes	\$ -	\$ -	
3-4	Fire	\$ -	\$ -	Contract Services	\$ -	\$ -	
3-5	Highways & Streets	\$ -	\$ -	Employee Benefits	\$ -	\$ -	
3-6	Solid Waste	\$ -	\$ -	Insurance	\$ -	\$ -	
3-7	Contributions to Fire & Police Pension Assoc.	\$ -	\$ -	Accounting and Legal Fees	\$ -	\$ -	
3-8	Health	\$ -	\$ -	Repair and Maintenance	\$ -	\$ -	
3-9	Culture and Recreation	\$ -	\$ -	Supplies	\$ -	\$ -	
3-10	Other (specify)	\$ -	\$ -	Utilities	\$ -	\$ -	
3-11		\$ -	\$ -	Contributions to Fire & Police Pension Assoc.	\$ -	\$ -	
3-12		\$ -	\$ -	Other (specify)	\$ -	\$ -	
3-13		\$ -	\$ -		\$ -	\$ -	
3-14	Capital Outlay	\$ -	\$ -	Capital Outlay	\$ -	\$ -	
	Debt Service			Debt Service			
3-15	Principal	\$ -	\$ -	Principal	\$ -	\$ -	
3-16	Interest	\$ 9,000	\$ -	Interest	\$ -	\$ -	
3-17	Bond Issuance Costs	\$ -	\$ -	Bond Issuance Costs	\$ -	\$ -	
3-18	Developer Principal Repayments	\$ -	\$ -	Developer Principal Repayments	\$ -	\$ -	
3-19	Developer Interest Repayments	\$ -	\$ -	Developer Interest Repayments	\$ -	\$ -	
3-20	All Other (specify)	\$ -	\$ -	All Other (specify)	\$ -	\$ -	
3-21		\$ -	\$ -		\$ -	\$ -	
3-22	Add lines 3-1 through 3-21	\$ 9,008	\$ -	Add lines 3-1 through 3-21	\$ -	\$ -	GRAND TOTAL
	TOTAL EXPENDITURES			TOTAL EXPENDITURES			9,008
3-23	Interfund Transfers (In)	\$ -	\$ -	Net Interfund Transfers (In)	\$ -	\$ -	
3-24	Interfund Transfers out	\$ -	\$ -	Net Interfund Transfers out	\$ -	\$ -	
3-25	Other Expenditures (Revenues)	\$ -	\$ -	Depreciation	\$ -	\$ -	
3-26		\$ -	\$ -	Other Financing Sources (Uses) (from line 2-28)	\$ -	\$ -	
3-27		\$ -	\$ -	Capital Outlay (from line 3-14)	\$ -	\$ -	
3-28		\$ -	\$ -	Debt Principal (from line 3-15)	\$ -	\$ -	
3-29	(Add lines 3-23 through 3-28)	\$ -	\$ -	(Line 3-26, plus line 3-27, less line 3-24, less line 3-25)	\$ -	\$ -	
	TOTAL TRANSFERS AND OTHER EXPENDITURES			TOTAL GAAP RECONCILING ITEMS			
3-30	Excess (Deficiency) of Revenues and Other Financing Sources Over (Under) Expenditures			Net Increase (Decrease) in Net Position			
	Line 3-29, less line 3-22, plus line 3-29	\$ (9,008)	\$ -	Line 3-29, less line 3-22, plus line 3-29, plus line 3-23, less line 3-23	\$ -	\$ -	
3-31	Fund Balance, January 1 from December 31 prior year report	\$ 9,728	\$ 486,088	Net Position, January 1 from December 31 prior year report	\$ -	\$ -	
3-32	Prior Period Adjustment (MUST explain)	\$ -	\$ -	Prior Period Adjustment (MUST explain)	\$ -	\$ -	
3-33	Fund Balance, December 31			Net Position, December 31			
	Sum of Line 3-30, 3-31, and 3-32			Line 3-30 plus line 3-31			
	This total should be the same as line 1-36.	\$ 720	\$ 486,088	This total should be the same as line 1-36.	\$ -	\$ -	

IF GRAND TOTAL EXPENDITURES for all funds (Line 3-22) are GREATER than \$750,000 - STOP. You may not use this form. An audit may be required. See Section 29-1-904, C.R.S., or contact the OSA Local Government Division at (303) 869-3000 for assistance.

PART 4 - DEBT OUTSTANDING, ISSUED, AND RETIRED

Please answer the following questions by marking the appropriate boxes.		YES	NO
4-1	Does the entity have outstanding debt?	<input checked="" type="checkbox"/>	<input type="checkbox"/>
4-2	Is the debt repayment schedule attached? If no, MUST explain: (The bond principal & interest payments on the Series 2007 & 2013 Bonds is dependent upon receipt of pledged revenue.)	<input type="checkbox"/>	<input checked="" type="checkbox"/>
4-3	Is the entity current in its debt service payments? If no, MUST explain: Pledged revenues have not been enough to make the principal & interest payments when due for Series 2007 & 2013.	<input type="checkbox"/>	<input checked="" type="checkbox"/>
4-4	Please complete the following debt schedule, if applicable: (Please only include principal amounts)	Outstanding at beginning of year	Issued during year
	General obligation bonds	\$ 4,000,000	\$ -
	Revenue bonds	\$ 1,855,000	\$ -
	Unpaid Interest and Compounded Interest on General obligation bonds	\$ 1,323,022	\$ 400,027
	Unpaid Interest on Revenue bonds	\$ -	\$ 129,850
	Developer Advances	\$ 535,973	\$ 130,649
	Other (specify): Interest on Developer Advances	\$ 80,405	\$ 48,973
	TOTAL	\$ 7,794,400	\$ 709,499
		Retired during year	Outstanding at year-end
		\$ -	\$ 4,000,000
		\$ -	\$ 1,855,000
		\$ 231,900	\$ 1,491,149
		\$ 9,000	\$ 120,850
		\$ -	\$ 666,622
		\$ -	\$ 129,378
		\$ 240,900	\$ 8,262,999

Please use this space to provide any explanations or comments:
 The District voted debt authorization of \$43,000,000 on November 6, 2007 and as of December 31, 2016 the District has remaining voted debt authorization of \$37,000,000; however per the District's Service Plan, the District cannot issue debt in excess of \$6,000,000. The District has issued \$4,000,000 of General Obligation Limited Tax Bonds, Series 2007 and \$2,000,000 of Capital Recovery Fee Revenue Bonds, Series 2013. Therefore as of December 31, 2016, the District has no authorized but unissued debt due to the limitation of the District's Service Plan.

Please answer the following questions by marking the appropriate boxes.		YES	NO
4-5	Does the entity have any authorized, but unissued, debt?	<input checked="" type="checkbox"/>	<input type="checkbox"/>
	If yes: How much? \$ 37,000,000		
	If yes: Date the debt was authorized:		
4-6	Does the entity intend to issue debt within the next calendar year?	<input type="checkbox"/>	<input checked="" type="checkbox"/>
	If yes: How much? \$ -		
4-7	Does the entity have debt that has been refinanced that it is still responsible for?	<input type="checkbox"/>	<input checked="" type="checkbox"/>
	If yes: What is the amount outstanding? \$ -		
4-8	Does the entity have any lease agreements?	<input type="checkbox"/>	<input checked="" type="checkbox"/>
	If yes: What is being leased?		
	What is the original date of the lease?		
	Number of years of lease?		
	Is the lease subject to annual appropriation?	<input type="checkbox"/>	<input type="checkbox"/>
	What are the annual lease payments? \$ -		
4-9	Does the entity have a certified mill levy?	<input checked="" type="checkbox"/>	<input type="checkbox"/>
	If yes: Please provide the following mills levied for the year reported:		
	Bond Redemption	45.00	
	General/Other	5.00	
	TOTAL	50.00	

PART 5 - CASH AND INVESTMENTS

Please provide the entity's cash deposit and investment balances.		AMOUNT	TOTAL
5-1	YEAR-END Total of ALL Checking and Savings accounts	\$ 492,775	
5-2	Certificates of deposit	\$ -	
	TOTAL CASH DEPOSITS	\$ -	\$ 492,775
	Investments (if investment is a mutual fund, please list underlying investments)	\$ -	
		\$ -	
5-3		\$ -	
		\$ -	
		\$ -	
	TOTAL INVESTMENTS	\$ -	
	TOTAL CASH AND INVESTMENTS	\$ -	\$ 492,775

Please use this space to provide any explanations or comments:

Please answer the following question by marking in the appropriate box.		YES	NO	N/A
5-4	Are the entity's investments legal in accordance with Section 24-75-601, et. seq., C.R.S.?	<input type="checkbox"/>	<input type="checkbox"/>	<input checked="" type="checkbox"/>
5-5	Are the entity's deposits in an eligible (Public Deposit Protection Act) public depository (Section 11-10.5-101, et seq. C.R.S.)? If no, MUST explain:	<input checked="" type="checkbox"/>	<input type="checkbox"/>	<input type="checkbox"/>

PART 6 - CAPITAL ASSETS

Please answer the following question by marking in the appropriate box YES NO Please use this space to provide any explanations or comments:

- 6-1 Does the entity have capitalized assets? YES NO
- 6-2 Has the entity performed an annual inventory of capital assets in accordance with Section 29-1-506, C.R.S.? If no, MUST explain: YES NO

Upon completion and acceptance, some of the capital assets are anticipated to be conveyed by the District to other local governments and the District will not be responsible for their maintenance after they have been conveyed.

6-3 Complete the following Capital Assets table for GOVERNMENTAL FUNDS:

	Balance - beginning of the year	Additions	Deletions	Year-End Balance
Land	\$ -	\$ -	\$ -	\$ -
Buildings	\$ -	\$ -	\$ -	\$ -
Machinery and equipment	\$ -	\$ -	\$ -	\$ -
Furniture and fixtures	\$ -	\$ -	\$ -	\$ -
Infrastructure	\$ -	\$ -	\$ -	\$ -
Construction In Progress (CIP)	\$ 4,443,371	\$ -	\$ 70,102	\$ 4,373,269
Other (explain):	\$ -	\$ -	\$ -	\$ -
Accumulated Depreciation (Enter a negative, or credit, balance)	\$ -	\$ -	\$ -	\$ -
TOTAL	\$ 4,443,371	\$ -	\$ 70,102	\$ 4,373,269

6-4 Complete the following Capital Assets table for PROPRIETARY FUNDS:

	Balance - beginning of the year	Additions	Deletions	Year-End Balance
Land	\$ -	\$ -	\$ -	\$ -
Buildings	\$ -	\$ -	\$ -	\$ -
Machinery and equipment	\$ -	\$ -	\$ -	\$ -
Furniture and fixtures	\$ -	\$ -	\$ -	\$ -
Infrastructure	\$ -	\$ -	\$ -	\$ -
Construction In Progress (CIP)	\$ -	\$ -	\$ -	\$ -
Other (explain):	\$ -	\$ -	\$ -	\$ -
Accumulated Depreciation (Enter a negative, or credit, balance)	\$ -	\$ -	\$ -	\$ -
TOTAL	\$ -	\$ -	\$ -	\$ -

PART 7 - PENSION INFORMATION

Please answer the following question by marking in the appropriate box YES NO Please use this space to provide any explanations or comments:

- 7-1 Does the entity have an "old hire" firemen's pension plan? YES NO
- 7-2 Does the entity have a volunteer firemen's pension plan? YES NO

If yes: Who administers the plan?

Indicate the contributions from:

Tax (property, SO, sales, etc.)	\$ -
State contribution amount:	\$ -
Other (gifts, donations, etc.):	\$ -
TOTAL	\$ -

What is the monthly benefit paid for 20 years of service per retiree as of Jan 1? \$ -

PART 8 - BUDGET INFORMATION

Please answer the following question by marking in the appropriate box	YES	NO	N/A	Please use this space to provide any explanations or comments:
8-1 Did the entity file a current year budget with the Department of Local Affairs, in accordance with Section 29-1-113 C.R.S.? If no, MUST explain:	<input checked="" type="checkbox"/>	<input type="checkbox"/>	<input type="checkbox"/>	
8-2 Did the entity pass an appropriations resolution in accordance with Section 29-1-108 C.R.S.? If no, MUST explain:	<input checked="" type="checkbox"/>	<input type="checkbox"/>	<input type="checkbox"/>	
If yes: Please indicate the amount appropriated for each fund for the year reported				
Fund Name	Budgeted Expenditures			
General Fund	\$	200,082		
Debt Service Fund - 2007 Series Bonds	\$	247,261		
Debt Service Fund - 2013 Series Bonds	\$	9,752		
Capital Projects Fund - 2013 Series Bonds	\$	486,088		

PART 9 - TAX PAYER'S BILL OF RIGHTS (TABOR)

Please answer the following question by marking in the appropriate box	YES	NO	Please use this space to provide any explanations or comments:
9-1 Is the entity in compliance with all the provisions of TABOR [State Constitution, Article X, Section 20(5)]?	<input checked="" type="checkbox"/>	<input type="checkbox"/>	
Note: An election to exempt the government from the spending limitations of TABOR does not exempt the government from the 3 percent emergency reserve requirement. All governments should determine if they meet this requirement of TABOR.			

PART 10 - GENERAL INFORMATION

Please answer the following question by marking in the appropriate box	YES	NO	Please use this space to provide any explanations or comments:
10-1 Is this application for a newly formed governmental entity?	<input type="checkbox"/>	<input checked="" type="checkbox"/>	
If yes: Date of formation:			
10-2 Has the entity changed its name in the past or current year?	<input type="checkbox"/>	<input checked="" type="checkbox"/>	
If Yes: NEW name			
PRIOR name			
10-3 Is the entity a metropolitan district?	<input checked="" type="checkbox"/>	<input type="checkbox"/>	
10-4 Please indicate what services the entity provides:			
Streets, Storm Sewers, Safety, Water, Sanitation, Mosquito Control			
10-5 Does the entity have an agreement with another government to provide services?	<input type="checkbox"/>	<input checked="" type="checkbox"/>	
If yes: List the name of the other governmental entity and the services provided:			

Please use this space to provide any additional explanations or comments not previously included:

OSA USE ONLY




	General Fund	Governmental Funds	Notes
Entity Wide:			
Unrestricted Cash & Investments	\$ 492,775	\$ -	
Current Liabilities	-	\$ 720	
Deferred Inflow	-	\$ 9,728	
	Total Fund Balance	Total Tax Revenue	
	-	-	
	PY Fund Balance	Revenue Paying Debt Service	
	-	-	
	Total Revenue	Total Revenue	
	-	-	
	Total Expenditures	Total Debt Service Principal	
	-	-	
	Interfund In	Total Debt Service Interest	9,000
	-	-	
	Interfund Out	Enterprise Funds	
	-	Net Position	
	Proprietary	PY Net Position	
	-	-	
	Current Assets	Government-Wide	
	-	Total Outstanding Debt	8,082,188
	Deferred Outflow	Authorized but Unissued	37,000,000
	-	-	
	Current Liabilities	Year Authorized	
	-	-	
	Deferred Inflow		
	9,008		
	Cash & Investments		
	-		
	Principal Expense		
	-		

PART 12 - GOVERNING BODY APPROVAL

Below is the certification and approval of the governing board. By signing the board member is certifying they are a duly elected or appointed officer of the local government. Governing board members may be verified. Also by signing, the board member certifies that this Application for Exemption from Audit has been prepared consistent with Section 29-1-804, C.R.S., which states that a governmental agency with revenue and expenditures of \$750,000 or less must have an application prepared by an independent accountant with knowledge of governmental accounting, completed to the best of their knowledge and is accurate and true. Use additional pages if needed.


Print the names of all current governing board members below.

A MAJORITY of the governing board members must complete and sign in the column below.

	Print Board Member's Name	A MAJORITY of the governing board members must complete and sign in the column below.
Board Member 1	<p align="center">Jo Ann Feder  Print Board Member's Name</p>	<p>I, Jo Ann Feder, attest that I am a duly elected or appointed board member, and that I have personally reviewed and approve this application for exemption from audit. Signed _____ Date: _____ My term Expires: May 2020</p>
Board Member 2	<p align="center">David Lenora  Print Board Member's Name</p>	<p align="center">ALFRED D. SULLIVAN I, David Lenora, attest that I am a duly elected or appointed board member, and that I have personally reviewed and approve this application for exemption from audit. Signed _____ Date: _____ My term Expires: May 2018</p>
Board Member 3	<p align="center">Alec Garbini Print Board Member's Name</p>	<p>I, Alec Garbini, attest that I am a duly elected or appointed board member, and that I have personally reviewed and approve this application for exemption from audit. Signed _____ Date: _____ My term Expires: May 2020</p>
Board Member 4	<p align="center">Thomas I. Hickey Jr.  Print Board Member's Name</p>	<p align="center">DAVID F. HOFFMAN I, Thomas I. Hickey Jr., attest that I am a duly elected or appointed board member, and that I have personally reviewed and approve this application for exemption from audit. Signed _____ Date: _____ My term Expires: May 2018</p>
Board Member 5	<p align="center">Kelth L. Warner Print Board Member's Name</p>	<p>I, Kelth L. Warner, attest that I am a duly elected or appointed board member, and that I have personally reviewed and approve this application for exemption from audit. Signed _____ Date: _____ My term Expires: May 2018</p>
Board Member 6	<p align="center">Print Board Member's Name</p>	<p>I, _____, attest that I am a duly elected or appointed board member, and that I have personally reviewed and approve this application for exemption from audit. Signed _____ My term Expires: _____</p>
Board Member 7	<p align="center">Print Board Member's Name</p>	<p>I, _____, attest that I am a duly elected or appointed board member, and that I have personally reviewed and approve this application for exemption from audit. Signed _____ My term Expires: _____</p>

**Original Signatures
 Verified by**

Justin L. Smith





CliftonLarsonAllen

CliftonLarsonAllen LLP
www.CLACConnect.com

Accountant's Compilation Report

Board of Directors
Hunting Hill Metropolitan District
Douglas County, Colorado

Management is responsible for the accompanying Application for Exemption from Audit of Hunting Hill Metropolitan District as of and for the year ended December 31, 2016, included in the accompanying prescribed form. We have performed a compilation engagement in accordance with Statements on Standards for Accounting and Review Services promulgated by the Accounting and Review Services Committee of the American Institute of Certified Public Accountants. We did not audit or review the financial statements included in the accompanying prescribed form nor were we required to perform any procedures to verify the accuracy or completeness of the information provided by management. Accordingly, we do not express an opinion, a conclusion, nor provide any form of assurance on the financial statements included in the accompanying prescribed form.

The Application for Exemption from Audit is presented in accordance with the requirements of the Colorado Office of the State Auditor, which differ from accounting principles generally accepted in the United States of America.

This report is intended solely for the information and use of the Colorado Office of the State Auditor and is not intended to be and should not be used by anyone other than this specified party.

We are not independent with respect to Hunting Hill Metropolitan District.

CliftonLarsonAllen LLP

Greenwood Village, Colorado
March 10, 2017