

Park County, Colorado



ANNUAL FINANCIAL REPORT

For The Year Ended December 31, 2017

E

RECEIVED

Office of the State Auditor

July 30, 2018

Prepared by the Finance Department
Cindy Gharst, Assistant County Manager

TABLE OF CONTENTS

	<u>PAGE</u>
INTRODUCTORY SECTION	
Title Page	
Table of Contents	
FINANCIAL SECTION	
Independent Auditors' Report	A1 – A3
Management's Discussion and Analysis	B1 – B8
Basic Financial Statements	
Government-Wide Financial Statements	
Statement of Net Position	C1
Statement of Activities	C2
Fund Financial Statements	
Balance Sheet - Governmental Funds	C3
Reconciliation of the Balance Sheet of Governmental Funds to the Statement of Net Position	C4
Statement of Revenues, Expenditures and Changes in Fund Balances – Governmental Funds	C5
Reconciliation of the Statement of Revenues, Expenditures and Changes in Fund Balances of Governmental Funds to the Statement of Activities	C6
Statement of Net Position – Proprietary Funds	C7
Statement of Revenues, Expenses and Changes in Net Position – Proprietary Funds	C8
Statement of Cash Flows – Proprietary Funds	C9
Statement of Fiduciary Net Position – Fiduciary Funds	C10
Notes to Financial Statements	D1 – D19
REQUIRED SUPPLEMENTARY INFORMATION	
General Fund – Budgetary Comparison Schedule	E1
Public Works Fund – Budgetary Comparison Schedule	E2
Human Services Fund – Budgetary Comparison Schedule	E3
Sales Tax Trust Fund – Budgetary Comparison Schedule	E4

TABLE OF CONTENTS
(Continued)

PAGE

FINANCIAL SECTION (Continued)


Other supplementary Information

Combining Balance Sheet – Non-major Governmental Funds	F1
Combining Statement of Revenues, Expenditures and Changes in Fund Balances – Non-major Governmental Funds	F2
Conservation Trust Fund – Budgetary Comparison Schedule	F3
Grant Fund – Budgetary Comparison Schedule	F4
Employee Retirement Fund – Budgetary Comparison Schedule	F5
Sheriff’s Seizure Program Fund – Budgetary Comparison Schedule	F6
E-911 Authority Fund – Budgetary Comparison Schedule	F7
1041 Fee Fund – Budgetary Comparison Schedule	F8
Capital Projects Fund– Budgetary Comparison Schedule	F9
Debt Service Fund – Budgetary Comparison Schedule	F10
Combining Statement of Net Position – Internal Service Funds	F11
Combining Statement of Revenues, Expenses and Changes in Net Position – Internal Service Funds	F12
Combining Statement of Cash Flows – Internal Service Funds	F13
Risk Management Internal Service Fund – Budgetary Comparison Schedule – Non US GAAP Basis	F14
Fleet Services Internal Service Fund – Budgetary Comparison Schedule – Non US GAAP Basis	F15
Recreation Fund – Budgetary Comparison Schedule – Non US GAAP Basis	F16
Agency Fund Treasurer, Public Trustee and Sheriff’s Office – Statement of Changes in Assets and Liabilities	F17

COMPLIANCE SECTION

Local Highway Finance Report	G1 – G2
------------------------------	---------

FINANCIAL SECTION



CERTIFIED PUBLIC ACCOUNTANTS

INDEPENDENT AUDITORS' REPORT

To the Board of County Commissioners
Park County, Colorado

Report on the Financial Statements

We have audited the accompanying financial statements of the governmental activities, the business-type activities, each major fund, and the aggregate remaining fund information of Park County, Colorado (County) as of and for the year ended December 31, 2017, and the related notes to the financial statements, which collectively comprise the County's basic financial statements as listed in the table of contents.

Management's Responsibility for the Financial Statements

Management is responsible for the preparation and fair presentation of these financial statements in accordance with accounting principles generally accepted in the United States of America; this includes the design, implementation, and maintenance of internal control relevant to the preparation and fair presentation of financial statements that are free from material misstatement, whether due to fraud or error.

Auditors' Responsibility

Our responsibility is to express opinions on these financial statements based on our audit. We conducted our audit in accordance with auditing standards generally accepted in the United States of America and the standards applicable to financial audits contained in *Government Auditing Standards*, issued by the Comptroller General of the United States. Those standards require that we plan and perform the audit to obtain reasonable assurance about whether the financial statements are free from material misstatement.

An audit involves performing procedures to obtain audit evidence about the amounts and disclosures in the financial statements. The procedures selected depend on the auditors' judgment, including the assessment of the risks of material misstatement of the financial statements, whether due to fraud or error. In making those risk assessments, the auditor considers internal control relevant to the entity's preparation and fair presentation of the financial statements in order to design audit procedures that are appropriate in the circumstances, but not for the purpose of expressing an opinion on the effectiveness of the entity's internal control. Accordingly, we express no such opinion. An audit also includes evaluating the appropriateness of accounting policies used and the reasonableness of significant accounting estimates made by management, as well as evaluating the overall presentation of the financial statements.

We believe that the audit evidence we have obtained is sufficient and appropriate to provide a basis for our audit opinions.

Opinions

In our opinion, the financial statements referred to above present fairly, in all material respects, the respective financial position of the governmental activities, the business-type activities, each major fund and the aggregate remaining fund information of Park County, Colorado as of December 31, 2017, and the respective changes in financial position and, where applicable, cash flows thereof for the year then ended in accordance with accounting principles generally accepted in the United States of America.

Other Matters

Required Supplementary Information

Accounting principles generally accepted in the United States of America require that the management's discussion and analysis, and budgetary comparison information on pages B1 through B8, and E1 through E4, be presented to supplement the basic financial statements. Such information, although not a part of the basic financial statements, is required by the Governmental Accounting Standards Board, who considers it to be an essential part of financial reporting for placing the basic financial statements in an appropriate operational, economic, or historical context. We have applied certain limited procedures to the required supplementary information in accordance with auditing standards generally accepted in the United States of America, which consisted of inquiries of management about the methods of preparing the information and comparing the information for consistency with management's responses to our inquiries, the basic financial statements, and other knowledge we obtained during our audit of the basic financial statements. We do not express an opinion or provide any assurance on the information because the limited procedures do not provide us with sufficient evidence to express an opinion or provide any assurance.

Other Information

Our audit was conducted for the purpose of forming opinions on the financial statements that collectively comprise Park County, Colorado's basic financial statements. The combining and individual nonmajor fund financial statements and schedules, and the Local Highway Finance Report, are presented for purposes of additional analysis and legal compliance and are not a required part of the basic financial statements.

The combining and individual nonmajor fund financial statements and schedules and the Local Highway Finance Report are the responsibility of management and were derived from and relate directly to the underlying accounting and other records used to prepare the basic financial statements. Such information has been subjected to the auditing procedures applied in the audit of the basic financial statements and certain additional procedures, including comparing and reconciling such information directly to the underlying accounting and other records used to prepare the basic financial statements or to the basic financial statements themselves, and other additional procedures in accordance with auditing standards generally accepted in the United States of America. In our opinion, the combining and individual nonmajor fund financial statements and schedules and the Local Highway Finance Report are fairly stated, in all material respects, in relation to the basic financial statements as a whole.

Other Reporting Required by *Government Auditing Standards*

In accordance with *Government Auditing Standards*, we have also issued our report dated June 26, 2018, on our consideration of Park County, Colorado's internal control over financial reporting and on our tests of its compliance with certain provisions of laws, regulations, contracts, and grant agreements and other matters. The purpose of that report is to describe the scope of our testing of internal control over financial reporting and compliance and the results of that testing, and not to provide an opinion on internal control over financial reporting or on compliance.

That report is an integral part of an audit performed in accordance with *Government Auditing Standards* in considering Park County, Colorado's internal control over financial reporting and compliance.

The Adams Group, LLC

June 26, 2018
Denver, Colorado

MANAGEMENT'S DISCUSSION & ANALYSIS

Park County, Colorado

Management's Discussion and Analysis

December 31, 2017



As management of Park County, Colorado (the "County"), we offer readers of the County's financial statements this narrative overview and analysis of the financial activities of the County for the fiscal year ended December 31, 2017.

FINANCIAL HIGHLIGHTS

- At the government-wide level, the assets of Park County exceeded its liabilities at the close of 2017 by \$35,867,208, a decrease \$628,241 compared to the net position in 2016. Of this amount, the unrestricted net position may be used to meet the government's ongoing obligations to citizens and creditors. The unusual negative unrestricted net position of (\$889,067) at the end of the year was created by future, estimated claims on County resources. Future revenue will offset the future claims.
- As of the close of the current fiscal year, Park County governmental funds reported combined ending fund balances of \$17,875,971, a decrease of \$5,578,182. This significant decrease is largely due to equipment and road projects funded from reserves in the Public Works Fund; land acquisition in the Sales Tax Trust Fund, multiple construction projects in the Capital Projects Fund, capital improvement projects at the Park County Fairgrounds funded through Conservation Trust Fund and continued broadband infrastructure construction in the Grant Fund.
- As of December 31, 2017, fund balance of the County included \$2,644,330 as unassigned; \$842,376 as assigned, primarily for a 3-month fiscal reserve for operations; \$1,005,212 as committed; and the balance as restricted or non-spendable.
- At the end of the current year, unassigned fund balance for the General Fund was \$2,644,330 or 19% of total General Fund expenditures.

OVERVIEW OF THE FINANCIAL STATEMENTS

This discussion and analysis is intended to serve as an introduction to the County's basic financial statements. The County's basic financial statements are comprised of three components:

- 1) government-wide financial statements;
- 2) fund financial statements; and
- 3) notes to the financial statements.

This report also provides other supplementary information in addition to the financial statements themselves.

Government Wide Financial Statements

The government-wide financial statements are designed to provide readers with a broad overview of the County's finances, in a manner similar to a private-sector business.

The Statement of Net Position presents information on all of the County's assets and deferred inflows of resources and liabilities and deferred outflows of resources, with the difference between the two reported as net position. Over time, increases or decreases in net position may serve as a useful indicator of whether the financial position of the County is improving or deteriorating.

The Statement of Activities presents information showing how the government's net position changed during the most recent fiscal year. All changes in net position are reported as soon as the underlying event giving rise to the change occurs, regardless of the timing of related cash flows. Thus, revenues and expenses are reported in this statement for some items that will only result in cash flows in future fiscal periods.

Both of the government-wide financial statements distinguish functions of the County that are principally supported by taxes and intergovernmental revenues (governmental activities) from other functions that are intended to recover all or a significant portion of their costs through user fees and charges (business-type activities). The governmental activities of the County include general government, judicial, public safety, health and human services, auxiliary services, public works, land conservation and culture and recreation. The business-type activities of the County include recreation activities.

The government-wide financial statements can be found on pages C1 and C2 of this report.

Fund Financial Statements

A fund is a grouping of related accounts that is used to maintain control over resources that have been segregated for specific activities or objectives. The County, like other state and local governments, uses fund accounting to ensure and demonstrate compliance with finance-related legal requirements. All of the funds of the County can be divided into three categories: governmental funds, proprietary funds and fiduciary funds.

Government Funds

Governmental funds are used to account for essentially the same functions reported as governmental activities in the government-wide financial statements. However, unlike the government-wide financial statements, governmental fund financial statements focus on near-term inflows and outflows of spendable resources, as well as on balances of spendable resources available at the end of the fiscal year. Such information may be useful in evaluating a government's near-term financing requirements. The County's major governmental funds include the General Fund, Public Works Fund, Human Services Fund, Capital Projects Fund, and Sales Tax Trust Fund. The County also reports a number of minor governmental funds. Because the focus of governmental funds is narrower than that of the government-wide financial statements, it is useful to compare the information presented for governmental funds with similar information presented for governmental activities in the government-wide financial statements. By doing so, readers may better understand the long-term impact of the government's near-term financing decisions. The Balance Sheet and the Statement of Revenues, Expenditures and Changes in Fund Balances provide a reconciliation to facilitate this comparison between governmental funds and governmental activities.

General Fund

Administration of general County operations is accomplished through various departments within the General Fund. At the end of 2017, the fund balance was \$4,301,867, compared to the beginning balance of \$4,382,174, a decrease of \$80,307. Following is a listing of the General Fund departments listed by function.

Administrative Operations:

- The Commissioners' Office coordinates County operations, financial reporting and accounting, and budget preparation.
- The County Attorney works under direction of the Commissioners.
- The Development Services, Planning, Environmental Code Compliance and Building Departments coordinate and monitor the change of land use, development, groundwater and septic permits, and construction within the County.
- The Assessor's Office appraises and assesses taxes for all property within the County.
- The Treasurer's Office collects taxes, fees and handles all County banking needs.
- The Clerk & Recorder's Office operates motor vehicle, recordings and runs all elections.
- The Facilities and Maintenance Departments oversee maintenance and cleaning of County buildings.
- Finance and Human Resource Departments administer personnel, payroll and financial support functions.

Judicial:

- The District Attorney's Office provides judicial services jointly with other counties within the district.

Public Safety:

- The Sheriff's Department, County Jail, Coroner's Office, Emergency Communication Center, Emergency Management and Animal Control provide public safety.

Health and Hospitals:

- The County's Public Health Department provides services for pregnant mothers, newborn babies, and vaccinations for Park County residents; this department also oversees consumer health responsibilities such as restaurant inspections.
- Pikes Peak Mental Health provides mental health counseling and services to Park County and other counties.

Community Auxiliary Services:

- The Park County Fair is held annually during the month of July, under direction of the Park County Commissioners through the Park County Fair Board.
- The County provides office space and funding to South Park Senior Coalition to assist seniors in the County.
- Recreation Development assists in attracting development opportunities for recreational purposes into the County.
- The Veterans' Office assists veterans living in the County.
- The County provides the communications network and dispatch services for most County entities including fire, local police and ambulance communications.
- The Historic Preservation and National Heritage Area preserve local Historical Properties. These departments also handle tourism requests.

Intergovernmental Co-operation:

- The County, in partnership with Teller County provides a Weed Management program.

Special Revenue Funds

The County's special revenue funds account for specific revenues that are legally restricted to expenditure for a particular purpose. The County's special revenue funds include the Road and Bridge Fund, Human Services Fund, Sales Tax Trust Fund, and those funds which are detailed on pages F-1 and F-2, such as the Conservation Trust Fund, Grant Fund, Sheriff's Seizure Program Fund, E-911 Authority Fund, 1041 Fee Fund, and Employee Retirement Fund.

At the beginning of 2017, the County's special revenue funds had aggregate fund balances of \$10,733,755 and ended the year with fund balances totaling \$7,965,945 resulting in a decrease of \$2,767,810. That decrease is attributed to capital outlay in the Public Works Fund, the capital project for broadband infrastructure in the Grant Fund, and land acquisition in the Sales Tax Trust Fund.

Debt Service Fund

The County's Debt Service Fund is used to pay the principal and interest to the County's long-term debt. In 2017, the County made its first interest payment on the Certificates of Participation (COP) issued in December 2016.

Capital Projects Fund

The County's Capital Projects Fund accounts for the acquisition and construction of its major capital facilities. The fund balance at the beginning of 2017 was \$8,338,224, representing the County's cash contribution and the proceeds from the 2016 issuance of Certificates of Participation, to fund construction of the Consolidated Office Building (Phase II), which began in 2017 as well a few smaller construction projects. By the end of 2017, the fund balance decreased to \$5,604,386 with the anticipation that the majority of this balance will be exhausted upon completion of construction in 2018.

Proprietary Funds

The County has one Enterprise Fund and two Internal Service Funds.

The Recreation Fund, an *Enterprise Fund*, is used to account for the proceeds from fishing access fees. The net gain for the year was \$1,187, which resulted in an ending net position of \$13,908.

The *Internal Service Funds* include the Risk Management and Fleet Services Funds, which account for risk management and fleet services provided to other departments or agencies of the government on a cost reimbursement basis.

Fiduciary/Agency Funds

The County Treasurer holds cash and investments as an agent for other governments, as well as for County funds. Agency funds held by the County Treasurer on behalf of other governments totaled \$583,741 at the end of 2017. The County holds an additional \$113,675 of funds in a fiduciary capacity for others.

Schedules and Notes to the Financial Statements

- The notes provide additional information that is essential to a full understanding of the data provided in the government-wide and fund financial statements. The Notes to the Financial Statements can be found on pages D1 through D19 of this report.
- The combining statements referred to earlier in connection with non-major governmental funds are presented immediately following the required supplementary information. Combining and individual fund statements and schedules of the non-major governmental funds can be found on pages F1 through F10. The combining statements of the internal services funds can be found on pages F11 through F15. The budget presentation of the proprietary fund is shown on pages F16 and the statement of agency transactions can be found on F17.
- The Local Highway Finance Report on pages G1 and G2 is submitted to the State of Colorado and reflects the County's receipts and disbursements for road and street purposes during the year.

FINANCIAL ANALYSIS

The County uses fund accounting to ensure compliance with finance-related legal requirements. The County adopts an annually appropriated budget for each of its funds. Budgetary comparison statements have been provided to demonstrate compliance.

Government-wide Financial Analysis

As previously mentioned, the government-wide financial statements are designed to provide readers with a broad overview and long-term analysis of the County's finances, in a manner similar to a private-sector business.

The following schedule summarizes the County's net position as of December 31:

Park County's Net Position at December 31

	Governmental Activities		Business Type Activities		Total	
	2017	2016	2017	2016	2017	2016
Assets:						
Current assets	\$ 29,796,068	\$ 34,688,961	\$ 14,730	\$ 21,174	\$ 29,810,798	\$ 34,710,135
Capital assets, net of accumulated depreciation	26,925,582	20,945,344	-	-	26,925,582	20,945,344
Total Assets	<u>56,721,650</u>	<u>55,634,305</u>	<u>14,730</u>	<u>21,174</u>	<u>56,736,380</u>	<u>55,655,479</u>
Liabilities:						
Current liabilities	3,333,047	2,691,778	822	8,453	3,333,869	2,700,231
Long-term debt	8,614,732	7,929,676	-	-	8,614,732	7,929,676
Total Liabilities	<u>11,947,779</u>	<u>10,621,454</u>	<u>822</u>	<u>8,453</u>	<u>11,948,601</u>	<u>10,629,907</u>
Deferred Inflow of Resources:	<u>8,920,571</u>	<u>8,530,123</u>	<u>-</u>	<u>-</u>	<u>8,920,571</u>	<u>8,530,123</u>
Net Position:						
Net investment in capital assets	23,934,601	19,528,179	-	-	23,934,601	19,528,179
Restricted	12,821,674	14,866,794	-	-	12,821,674	14,866,794
Unrestricted	(902,975)	2,087,755	13,908	12,721	(889,067)	2,100,476
Total Net Position	<u>\$ 35,853,300</u>	<u>\$ 36,482,728</u>	<u>\$ 13,908</u>	<u>\$ 12,721</u>	<u>\$ 35,867,208</u>	<u>\$ 36,495,449</u>

Traditionally, a government's largest investment is in its capital assets: land, building, equipment, machinery, and specialized tools which are necessary to deliver and/or provide services to its residents and customers. Because capital assets may not be quickly converted to cash, these assets are not an available source of funding for future spending. Particularly in 2017, there was significant activity including acquisition of real property, equipment as well as improvements to existing facilities and large

construction projects. Consequently, Park County's capital assets increased by 10% compared to the previous year or 47% of its total assets at the end of 2017.

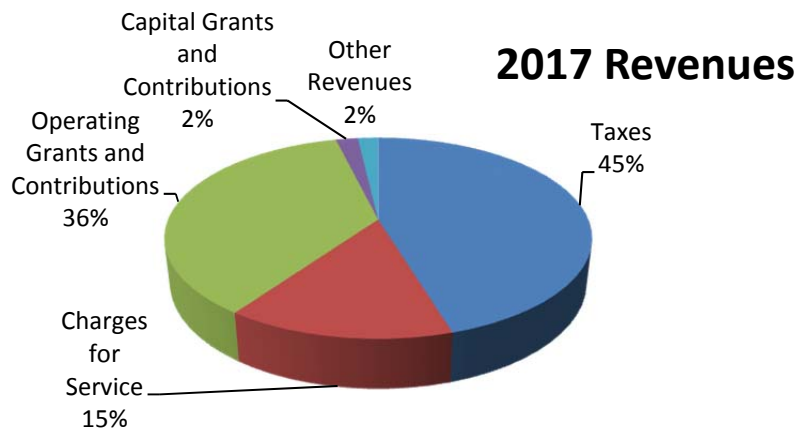
An estimate of \$1,251,000 for pollution remediation as part of the landfill closure process was added to long-term debt. This addition offset by the payments to debt service resulted in a net increase of approximately \$685,000 in long-term debt.

At the end of the 2017 fiscal year, the County's net position was \$35,867,208; a decrease of \$628,241 compared to the prior year balance. The restricted component of net position totals \$12,821,674 (36%) which is approximately \$2 million less than the restricted amount for 2016. Restrictions include 3% of fiscal spending, which has been reserved for emergencies regarding the Taxpayer's Bill of Rights ("TABOR") and restrictions related to specific revenue sources in the Governmental Funds. The County's net investment in capital assets (i.e., cost of capital assets, less accumulated depreciation and debt incurred to acquire those capital assets) increased to \$23,934,601 (67%) of total net position. Although the restricted portion of net position was reduced, the offsetting increase in the investment in capital assets and the addition of \$1.2 million to long-term debt as discussed above resulted in the reduction of the unrestricted balance to (\$889,067) (-3%) compared to \$2.1 million at the end of 2016.

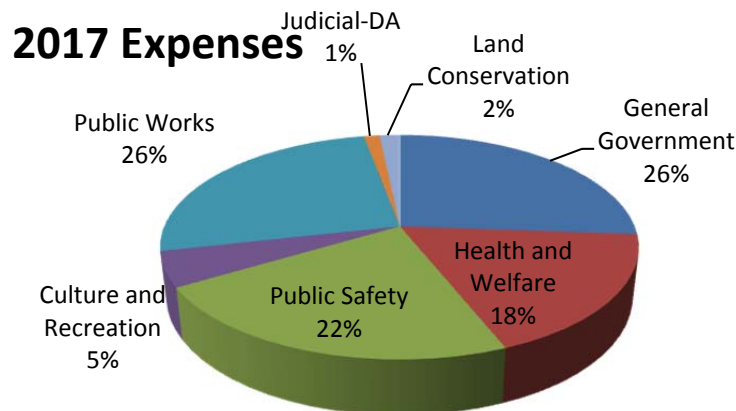
The following schedule summarizes the changes in the County's net position during 2017:

	Governmental Activities		Business Type Activities		Total	
	2017	2016	2017	2016	2017	2016
Program revenues:						
Charges for services	\$ 4,023,739	\$ 3,781,660	\$ 60,875	\$ 53,606	\$ 4,084,614	\$ 3,835,266
Operating grants and contributions	10,619,568	10,775,909	-	-	10,619,568	10,775,909
General revenues:						
Property taxes	8,513,549	8,191,963	-	-	8,513,549	8,191,963
Other taxes, interest and other revenue	4,541,914	3,895,463	-	-	4,541,914	3,895,463
Total revenues	<u>27,698,770</u>	<u>26,644,995</u>	<u>60,875</u>	<u>53,606</u>	<u>27,759,645</u>	<u>26,698,601</u>
Expenses:						
General government	6,094,217	7,083,330	-	-	6,094,217	7,083,330
Health and welfare	5,079,843	4,822,993	-	-	5,079,843	4,822,993
Public safety	7,391,843	6,095,245	-	-	7,391,843	6,095,245
Culture and recreation	952,478	1,318,869	59,688	52,033	1,012,166	1,370,902
Public works	7,923,464	6,938,096	-	-	7,923,464	6,938,096
Judicial - district attorney	417,025	343,899	-	-	417,025	343,899
Land conservation	250,019	442,257	-	-	250,019	442,257
Interest on long-term debt	219,309	59,291	-	-	219,309	59,291
Total expenses	<u>28,328,198</u>	<u>27,103,980</u>	<u>59,688</u>	<u>52,033</u>	<u>28,387,886</u>	<u>27,156,013</u>
Change in Net Position	(629,428)	(458,985)	1,187	1,573	(628,241)	(457,412)
Net Position, January 1	<u>36,482,728</u>	<u>36,941,713</u>	<u>12,721</u>	<u>11,148</u>	<u>36,495,449</u>	<u>36,952,861</u>
Net Position, December 31	<u>\$ 35,853,300</u>	<u>\$ 36,482,728</u>	<u>\$ 13,908</u>	<u>\$ 12,721</u>	<u>\$ 35,867,208</u>	<u>\$ 36,495,449</u>

Total revenues in 2017 were higher compared to the prior year for all revenue sources other than operating grants and contributions.



For 2017, the County increased funding to allow for the purchase of supplies, equipment, and vehicles as well as the continued investment in staff and training in support of the governmental activities and to enhance quality services. The acquisition of real property including land and buildings; equipment replacement and road projects in Public Works; on-going broadband construction in the Grant Fund and construction projects, primarily the Consolidated Office Building (Phase II) project, in the Capital Projects Fund account for most of the increase in expenditures compared to 2016.



Fund Financial Analysis

Aggregate fund balances at year-end showed a decrease of \$5,578,182 as a result of the activity explained below:

- **General Fund:** Revenues in 2017 increased by 4.8% compared to the prior year. The County collected more revenue for taxes, licenses and permits, and fines and forfeitures but less for charges for services. Revenues for licenses and permit fees increased by 35%. Park County experienced a 51% increase in residential building permits between 2014 and 2016, consistent with the economic trend in Colorado, and continuing to increase in 2017. Expenses were 6% higher than 2016. Activity contributing to the increased expense in 2017 compared to 2016 included costs related to the landfill closure and code compliance, including legal fees. Also, the County used proceeds from the sale of county-owned properties to purchase a building in Bailey with the intent to convert it for public use as a community and/or visitor center. Transfers from the General Fund were made to the Debt Service, Capital Projects, and Risk Management Funds totaling \$1,372,487.
- **Public Works Fund:** Revenues remained consistent in 2017 compared to 2016, with a slight increase in the Highway Users Tax Funds (HUTF). Expenditures for the general maintenance and administrative operations of the department were less in 2017. The most significant activity affecting expenditures included the purchase of equipment using reserves and payment of the County's share of a Federal Highways project on the Park County Road 77 (Tarryall Road). The

County financed its share of this project in 2016 through the Colorado State Infrastructure Bank. As a result of these activities, the beginning fund balance of \$3,985,279 was reduced to \$2,646,529 at the end of 2017.

- **Humans Services Fund:** At the end of 2017, the net revenue over expense was approximately \$96,000 with total revenues of approximately \$4 million and expenses of approximately \$3.9 million. With the transfer of \$150,000 to the Risk Management Fund, the net change to the fund balance was a decrease of \$54,118.
- **Sales Tax Trust Fund:** In 2017, sales tax revenues, including interest, were \$893,134, an increase of \$67,653 compared to the prior year. Total expenses in 2017 were \$1,646,279, primarily capital outlay. The County purchased 270 acres, known as the Deer Creek Parcel, of Lone Rock Ranch for \$1,242,675. At the same time the County also purchased 5 acre feet of water rights for approximately \$147,000. Later in the year, another .435 acre foot of water was obtained related to a project with the Town of Fairplay. The fund balance at the end of 2017 was reduced by \$753,145 to \$3,407,719.
- **Other Special Revenue Funds:**
 - **Conservation Trust Fund:** The County received approximately \$133,300 from the Department of Local Affairs for the conservation trust fund program. By the year end, approximately \$250,000 was spent. The majority of the funds were used for capital improvement upgrades at the fairgrounds. Specifically, the kitchen in the Fairplay Community Center was upgraded to a commercial standard, as well as electrical upgrades at the vendor area on the grounds. Other distributions were made to Park County Livestock Committee, Lake George Community Association, Hartsel Community Library, and for improvements and eligible expenses at Park County's libraries and community centers. The fund balance at the end of the year was \$213,539.
 - **Grant Fund:** The activity in the Grant Fund included private, state and/or federal receipts for expense reimbursements for the victims' services programs through VALE and VOCA grants in the Sheriff's Office, for Public Health programs, and for the Historic Preservation and South Park National Heritage Area activities. Receipts and disbursements from the fund vary depending on the terms of the grant contract; fiscal periods; or other special circumstances of grant funded activities.

A three-phase broadband infrastructure project which began in 2015 continued in 2017 with funding from the Department of Local Affairs and County matching funds.

Although revenues from most grants are on a reimbursement basis, some grants are dispersed without a reimbursement requirement. The fund balance in the Grant Fund includes amounts received but not yet spent and are restricted for specific programs. At the end of 2017, the fund balance was 267,546, related to public health programs and broadband.

- **E-911 Authority Fund:** The surcharge revenues collected in 2017 were approximately \$271,000, which offset operational expenses of \$119,000. Generally, the operational costs during 2017 included annual equipment and software maintenance agreements, training, consulting, supplies, and minor equipment repair/replacement. At the end of 2017, the fund balance was \$492,177.
- **Capital Projects Fund:** At the end of 2017, the fund balance decreased by \$2,733,838 from \$8,338,224 to 5,604,386. The County transferred an additional \$900,000 to this fund from the General Fund for construction of the Consolidated Office Building (Phase II) which began in 2017. The expected occupancy date has been planned for July 2018. Other smaller constructions projects included completion of the Public Works Jefferson shop and construction of additions to the Facilities' maintenance/storage area and the Public Works Main shop for heavy equipment shelter. Completion of those two projects was expected in early 2018.

Internal Service Funds

- **Risk Management**
The combined employer and employee contributions to this fund totaled \$2,706,386; however, the County experienced an unexpected 23% increase in claims expense in 2017 compared to 2016. Estimating claims activity prior to the year end was difficult because of the unusually high volume in 2017. After additional claims incurred in 2017 but paid in 2018 were accrued in 2017, the resulting fund balance was (\$141,696). This negative position has been corrected in 2018 by transfers into the fund as well as reduced claims during the first half of the year due to modification of the plans offered to employees for 2018.
- **Fleet Services**
Charges for service of approximately \$648,000 were received primarily from the General Fund based on a mileage rate to cover costs such as fuel, vehicle maintenance and repair, and depreciations costs, for example. The 2017 operating expenses were consistent with 2016. In 2017, the final payment per a lease purchase agreement, executed in 2013 for vehicle purchases, was made.

Budget Variances and Amendments

One budget amendment was presented in December 2017. Refer to schedules E-1, E-2, E-3, E-4 and F-3 through F-16 for more budget information.

Capital Assets and Debt Administration

Capital Assets

The County's investment in capital assets for its governmental activities as of December 31, 2017, equaled \$23,934,601. This is an increase of \$4,406,422 from the prior year. Additional information on the County's capital assets can be found in Note 3 of the Notes to Financial Statements.

Long-Term Debt

As previously noted, an estimate for pollution remediation, related to landfill closure, was included as long-term debt in 2017. In the prior year, the County executed a loan agreement with Colorado's State Infrastructure Bank to finance its share of a Federal Highway Project on Tarryall Road in Jefferson, Colorado. As part of the financing plan for construction of the new County office building, Certificates of Participation were issued in December 2016. The County also had two outstanding capital leases (Public Works and Fleet Funds) with JP Morgan Chase in 2017. More information on the County's long-term debt can be found in Note 4 of the Notes to Financial Statements.

Next Year's Budget and Rates:

The County's General Fund balance at the end of fiscal year 2017 was \$4,301,867. A reserve is considered necessary to start the year and provide basic services to the residents of and visitors to Park County. An adequate reserve at the year-end on which to operate government at a basic level is generally a minimum of three months or 25% of budgeted expenditures. At the end of 2017, the County's General Fund balance approximated 31% of actual 2017 General Fund expenditures. Most of the estimated expenses for the 2017 budget were consistent with or less than 2016.

Request for Information

This financial report is designed to provide a general overview of the County's finances for all those with an interest. Questions concerning any of the information provided in this report or requests for additional financial information should be addressed to the Park County Finance Department, P.O. Box 1373, Fairplay, Colorado 80440.

BASIC FINANCIAL STATEMENTS

Park County, Colorado
Statement of Net Position
December 31, 2017

	Governmental Activities	Business-type Activities	Total
Assets:			
Cash and investments - Unrestricted	\$ 14,520,711	\$ 14,730	\$ 14,535,441
Cash and investments - Restricted	4,083,704	-	4,083,704
Receivables, net:			
Taxes	8,920,571	-	8,920,571
Intergovernmental	66,886	-	66,886
Accounts	1,623,720	-	1,623,720
Other	18,097	-	18,097
Inventories, at cost	531,926	-	531,926
Prepaid expenses	30,453	-	30,453
Capital assets, not depreciated	12,211,864	-	12,211,864
Capital assets, depreciated, net of accumulated depreciation	14,713,718	-	14,713,718
Total assets	56,721,650	14,730	56,736,380
 Liabilities:			
Accounts payable	2,679,763	822	2,680,585
Accrued expenses	646,809	-	646,809
Due to other governments	6,475	-	6,475
Debt obligations:			
Due within one year	1,099,897	-	1,099,897
Due in more than one year	7,514,835	-	7,514,835
Total liabilities	11,947,779	822	11,948,601
 Deferred Inflow of Resources:			
Unavailable property tax revenue	8,920,571	-	8,920,571
 Net Position:			
Net investment in capital assets	23,934,601	-	23,934,601
Restricted			
Emergencies - TABOR	634,000	-	634,000
Motor vehicle licensing equipment	205,719	-	205,719
Debt service	3,773	-	3,773
Public safety	514,771	-	514,771
Public works	2,128,242	-	2,128,242
Capital projects	5,604,386	-	5,604,386
Health and welfare	109,525	-	109,525
Recreation	213,539	-	213,539
Land conservation	3,407,719	-	3,407,719
Unrestricted	(902,975)	13,908	(889,067)
Total Net Position	\$ 35,853,300	\$ 13,908	\$ 35,867,208

The accompanying notes are an integral part of these financial statements.

**Park County, Colorado
Statement of Activities
For the Year Ended December 31, 2017**

Functions/Programs:	Expenses	Program Revenues			Net (Expense) Revenue and Change in Net Position		
		Charges for Services	Operating Grants and Contributions	Capital Grants and Contributions	Primary Government		
					Governmental Activities	Business-Type Activities	Total
Primary Government							
Governmental activities:							
General government	\$ 6,094,217	\$ 1,444,684	\$ 101,015	\$ 538,891	\$ (4,009,627)	\$ -	\$ (4,009,627)
Health and welfare	5,079,843	203,141	4,129,139	-	(747,563)	-	(747,563)
Public safety	7,391,843	2,184,643	81,833	10,244	(5,115,123)	-	(5,115,123)
Culture and recreation	952,478	40,639	356,094	-	(555,745)	-	(555,745)
Public works	7,923,464	150,632	5,402,352	-	(2,370,480)	-	(2,370,480)
Judicial - district attorney	417,025	-	-	-	(417,025)	-	(417,025)
Land conservation	250,019	-	-	-	(250,019)	-	(250,019)
Interest on long-term debt	219,309	-	-	-	(219,309)	-	(219,309)
Total Governmental activities	28,328,198	4,023,739	10,070,433	549,135	(13,684,891)	-	(13,684,891)
Business-type activities:							
Recreation	59,688	60,875	-	-	-	1,187	1,187
Total Primary Government	\$ 28,387,886	\$ 4,084,614	\$ 10,070,433	\$ 549,135	\$ (13,684,891)	\$ 1,187	\$ (13,683,704)
General revenues:							
Taxes:							
Property taxes					8,513,549	-	8,513,549
Specific ownership taxes					1,210,102	-	1,210,102
Sales taxes					860,734	-	860,734
Other taxes					299,659	-	299,659
PILT					1,661,589	-	1,661,589
Investment earnings					242,891	-	242,891
Miscellaneous					140,742	-	140,742
Gain on sale of capital assets					126,197	-	126,197
Total general revenues					13,055,463	-	13,055,463
Change in Net Position					(629,428)	1,187	(628,241)
Net Position, January 1,					36,482,728	12,721	36,495,449
Net Position, December 31					\$ 35,853,300	\$ 13,908	\$ 35,867,208

The accompanying notes are an integral part of these financial statements.

**Park County, Colorado
Balance Sheet
Governmental Funds
December 31, 2017**

	General Fund	Public Works Fund	Human Services Fund	Sales Tax Trust Fund	Capital Projects Fund	Other Governmental Funds	Total Governmental Funds
Assets:							
Cash and investments - Unrestricted	\$ 1,859,944	\$ 4,101,845	\$ 1,597,769	\$ 3,341,002	2,168,376	\$ 1,106,597	\$ 14,175,533
Cash and investments - Restricted	-	628,714	-	-	3,454,898	92	4,083,704
Accounts receivable	246,679	503,785	-	138,472	12,232	722,552	1,623,720
Property taxes receivable	8,024,572	390,207	301,563	-	-	204,229	8,920,571
Accrued interest	18,097	-	-	-	-	-	18,097
Due from other governments	-	-	66,886	-	-	-	66,886
Due from other funds	4,259,906	125,673	16,460	3,237	818,941	365,671	5,589,888
Prepaid items	16,770	533	-	-	-	13,150	30,453
Inventory	14,172	517,754	-	-	-	-	531,926
Total assets	\$ 14,440,140	\$ 6,268,511	\$ 1,982,678	\$ 3,482,711	\$ 6,454,447	\$ 2,412,291	\$ 35,040,778
Liabilities, Deferred Inflows and Fund Balances							
Liabilities:							
Accounts/vouchers payable	\$ 407,683	\$ 728,306	\$ 39,593	\$ 30,177	779,017	\$ 282,395	\$ 2,267,171
Accrued liabilities	447,324	119,548	46,196	-	-	-	613,068
Due to other funds	1,258,694	2,383,921	788,145	44,815	71,044	810,903	5,357,522
Due to other governments	-	-	-	-	-	6,475	6,475
Total liabilities	2,113,701	3,231,775	873,934	74,992	850,061	1,099,773	8,244,236
Deferred Inflows of Resources:							
Unavailable revenue - property taxes	8,024,572	390,207	301,563	-	-	204,229	8,920,571
Fund balances:							
Non-Spendable	30,942	518,287	-	-	-	13,150	562,379
Restricted							
Emergencies - TABOR	634,000	-	-	-	-	-	634,000
Motor vehicle licensing equipment	205,719	-	-	-	-	-	205,719
Debt service	-	-	-	-	-	3,773	3,773
Public safety	-	-	-	-	-	514,771	514,771
Public Works	-	2,128,242	-	-	-	-	2,128,242
Capital Projects	-	-	-	-	5,604,386	-	5,604,386
Human Services - Integrated mgmt	-	-	109,525	-	-	-	109,525
Recreation	-	-	-	-	-	213,539	213,539
Land conservation	-	-	-	3,407,719	-	-	3,407,719
Committed	-	-	697,656	-	-	307,556	1,005,212
Assigned	786,876	-	-	-	-	55,500	842,376
Unassigned	2,644,330	-	-	-	-	-	2,644,330
Total fund balances	4,301,867	2,646,529	807,181	3,407,719	5,604,386	1,108,289	17,875,971
Total liabilities, deferred inflows, and fund balances	\$ 14,440,140	\$ 6,268,511	\$ 1,982,678	\$ 3,482,711	\$ 6,454,447	\$ 2,412,291	\$ 35,040,778

The accompanying notes are an integral part of these financial statements.

PARK COUNTY, COLORADO

RECONCILIATION OF THE BALANCE SHEET OF GOVERNMENTAL FUNDS
TO THE STATEMENT OF NET POSITION
Year Ended December 31, 2017

Total Governmental Fund Balances	\$ 17,875,971
Amounts Reported for Governmental Activities in the Statement of Activities are Different Because:	
Capital Assets used in governmental activities excluding internal service funds that are not financial resources therefore are not reported in the funds.	26,567,165
Long-term liabilities are not due and payable in the current period and therefore are not reported in the funds.	
COP's payable	(5,115,000)
Premium on COP's	(503,670)
Notes payable	(515,935)
Leases payable	(884,589)
Estimated pollution remediation liability	(1,251,000)
Accrued interest payable	(33,741)
Compensated absences	(344,538)
The Internal service fund is used by management to charge certain costs to individual funds. The assets and liabilities of the internal service funds are included in governmental activities in the statement of position.	58,637
Net position of governmental activities	<u>\$ 35,853,300</u>

Park County, Colorado
Statement of Revenues, Expenditures and Changes in Fund Balances
Governmental Funds
For the Year Ended December 31, 2017

	General Fund	Public Works Fund	Human Services Fund	Sales Tax Trust Fund	Capital Projects Fund	Other Governmental Funds	Total Governmental Funds
Revenues:							
Taxes	\$ 10,870,089	\$ 426,624	\$ 339,703	\$ 860,734	\$ -	\$ 48,483	\$ 12,545,633
Licenses and Permits	834,241	15,049	-	-	-	-	849,290
Intergovernmental Revenue	218,864	5,402,352	3,730,325	-	-	1,257,783	10,609,324
Fines and Forfeitures	192,563	-	-	-	-	-	192,563
Charges for Services	2,359,425	135,583	-	-	-	271,629	2,766,637
Interest	131,707	-	-	32,400	69,746	3,434	237,287
Miscellaneous	97,226	8,323	-	-	-	8,918	114,467
Total revenues	<u>14,704,115</u>	<u>5,987,931</u>	<u>4,070,028</u>	<u>893,134</u>	<u>69,746</u>	<u>1,590,247</u>	<u>27,315,201</u>
Expenditures:							
General Government	4,790,197	-	-	-	-	212,341	5,002,538
Health and Welfare	885,642	-	3,974,146	-	-	169,062	5,028,850
Public Safety	6,551,788	-	-	-	-	217,925	6,769,713
Culture and Recreation	589,176	-	-	-	-	306,472	895,648
Road and Bridge	-	5,583,939	-	-	-	-	5,583,939
Judicial - District Attorney	417,025	-	-	-	-	-	417,025
Land Conservation	-	-	-	250,019	-	-	250,019
Capital Outlay	453,286	1,257,733	-	1,396,260	3,699,508	1,308,368	8,115,155
Debt Service:							
Principal	-	480,719	-	-	-	-	480,719
Interest	-	38,748	-	-	-	220,666	259,414
Total expenditures	<u>13,687,114</u>	<u>7,361,139</u>	<u>3,974,146</u>	<u>1,646,279</u>	<u>3,699,508</u>	<u>2,434,834</u>	<u>32,803,020</u>
Excess (deficiency) of revenues over expenditures	<u>1,017,001</u>	<u>(1,373,208)</u>	<u>95,882</u>	<u>(753,145)</u>	<u>(3,629,762)</u>	<u>(844,587)</u>	<u>(5,487,819)</u>
Other financing sources (uses):							
Insurance proceeds	-	26,275	-	-	-	-	26,275
Proceeds from Asset Disposals	274,036	8,183	-	-	-	-	282,219
Transfers in from Other Funds	1,143	-	-	-	900,000	226,563	1,127,706
Transfers (out) to Other Funds	(1,372,487)	-	(150,000)	-	(4,076)	-	(1,526,563)
Total other financing sources (uses)	<u>(1,097,308)</u>	<u>34,458</u>	<u>(150,000)</u>	<u>-</u>	<u>895,924</u>	<u>226,563</u>	<u>(90,363)</u>
Net change in fund balances	<u>(80,307)</u>	<u>(1,338,750)</u>	<u>(54,118)</u>	<u>(753,145)</u>	<u>(2,733,838)</u>	<u>(618,024)</u>	<u>(5,578,182)</u>
Fund balances - January 1	<u>4,382,174</u>	<u>3,985,279</u>	<u>861,299</u>	<u>4,160,864</u>	<u>8,338,224</u>	<u>1,726,313</u>	<u>23,454,153</u>
Fund balances - December 31	<u>\$ 4,301,867</u>	<u>\$ 2,646,529</u>	<u>\$ 807,181</u>	<u>\$ 3,407,719</u>	<u>\$ 5,604,386</u>	<u>\$ 1,108,289</u>	<u>\$ 17,875,971</u>

The accompanying notes are an integral part of these financial statements.

PARK COUNTY, COLORADO

RECONCILIATION OF THE STATEMENT OF REVENUES, EXPENDITURES
AND CHANGES IN FUND BALANCES OF GOVERNMENTAL FUNDS
TO THE STATEMENT OF ACTIVITIES
Year Ended December 31, 2017

Amounts Reported for Governmental Activities in the Statement of Activities
are Different Because:

Net Changes in Fund Balances - Total Governmental Funds \$ (5,578,182)

Governmental funds report capital outlays as expenditures. However, in the statement of activities, the cost of those assets is allocated over their estimated useful lives and reported as depreciation expense. This is the amount by which depreciation and gain on disposal of assets exceeded capital outlay in the current period.

Capital asset additions	8,115,155
Contribution of capital asset	10,244
Proceeds from asset disposal	(282,219)
Gain on disposal of assets	126,197
Depreciation	(1,743,602)

The issuance of debt in the governmental funds is reported as revenue to those funds but is not reported in the statement of activities. Debt service payments for principal payments are reported as expenditures in the governmental funds but not reported as expenses in the statement of activities.

Estimated pollution remediation liability	(1,251,000)
Principal payments made	480,719

Some expenses reported in the statement of activities do not require the use of current financial resources and therefore are not reported as expenditures in governmental funds.

Change in compensated absences	(43,806)
Change in accrued interest	14,915
Amortization of premium on COP's	26,509

The Internal service fund is used by management to charge certain costs to individual funds.

The net revenue (expense) of the internal service funds are reported with governmental activities.	(504,358)
--	-----------

Change in Net Position of Governmental Activities	<u>\$ (629,428)</u>
---	---------------------

**Park County, Colorado
Statement of Net Position
Proprietary Funds
December 31, 2017**

	Business-type Activities - Enterprise Funds Recreation Fund	Governmental Activities Internal Service Funds
Assets:		
Current assets		
Cash and cash equivalents	\$ 14,730	\$ 345,178
Due from other funds	-	173,158
Total current assets	14,730	518,336
Noncurrent assets		
Capital assets		
Vehicles	-	1,275,781
Accumulated depreciation	-	(917,364)
Total noncurrent assets	-	358,417
Total assets	14,730	876,753
Liabilities:		
Current liabilities		
Accounts payable and accrued liabilities	822	412,592
Due to other funds	-	405,524
Total current liabilities	822	818,116
Net Position:		
Net investment in capital assets	-	358,417
Unrestricted	13,908	(299,780)
Total net position	\$ 13,908	\$ 58,637

The accompanying notes are an integral part of these financial statements.

Park County, Colorado
Statement of Revenues, Expenses and Changes in Net Position
Proprietary Funds
For the Year Ended December 31, 2017

	Business-type Activities - Enterprise Funds	Governmental Activities
	Recreation Fund	Internal Service Funds
Operating revenues:		
Charges for services	\$ 60,875	\$ 3,354,601
Total operating revenues	<u>60,875</u>	<u>3,354,601</u>
Operating expenses:		
General government	-	508,981
Culture and recreation	59,688	-
Claims and administration	-	3,507,583
Depreciation	-	245,536
Total operating expenses	<u>59,688</u>	<u>4,262,100</u>
Operating income (loss)	<u>1,187</u>	<u>(907,499)</u>
Non-operating revenues (expenses):		
Interest income	-	5,604
Interest expense	-	(1,319)
Total non-operating revenues	<u>-</u>	<u>4,285</u>
Income (loss) before transfers	1,187	(903,214)
Transfers in from other funds	-	398,857
Change in net position	1,187	(504,357)
Net position - January 1	<u>12,721</u>	<u>562,994</u>
Net position - December 31	<u>\$ 13,908</u>	<u>\$ 58,637</u>

The accompanying notes are an integral part of these financial statements.

**Park County, Colorado
Statement of Cash Flows
Proprietary Funds
For the Year Ended December 31, 2017**

	Business-type Activities - Enterprise Funds Recreation Fund	Governmental Activities Internal Service Funds
Cash flows from operating activities:		
Cash received for charges for services	\$ 60,875	\$ 3,196,039
Cash paid for goods and services	(67,319)	(3,690,306)
Cash paid to employees	-	(30,713)
Net cash provided (used) for operating activities	(6,444)	(524,980)
Cash flows from noncapital financing activities		
Transfers in from other funds	-	398,857
Net cash provided by noncapital financing activities	-	398,857
Cash flows from capital and related financing activities		
Sale of assets	-	9,600
Principal paid on capital debt	-	(102,522)
Interest paid on capital debt	-	(1,910)
Net cash used for capital and related financing activities	-	(94,832)
Cash flows from investing activities:		
Interest received	-	5,604
Net cash provided by investing activities	-	5,604
Net increase (decrease) in cash and cash equivalents	(6,444)	(215,351)
Cash and cash equivalents - January 1	21,174	560,529
Cash and cash equivalents - December 31	\$ 14,730	\$ 345,178
Reconciliation of operating income (loss) to net cash used for operating activities:		
Operating income (loss)	\$ 1,187	\$ (907,499)
Adjustments to reconcile operating income (loss) to net cash used for operating activities:		
Depreciation	-	245,536
Increase in prepaids	-	3,713
Increase (decrease) in amounts due from other funds	-	(158,562)
Increase in accounts payable and accrued liabilities	(7,631)	160,266
Increase in amounts due to other funds	-	131,566
Total adjustments	(7,631)	382,519
Net cash provided (used) for operating activities	\$ (6,444)	\$ (524,980)

The accompanying notes are an integral part of these financial statements.

Park County, Colorado
STATEMENT OF FIDUCIARY NET POSITION
FIDUCIARY FUND
December 31, 2017

	<u>Agency Fund</u>
Assets	
Cash and investments	\$ 697,416
Liabilities	
Due to other governmental agencies	\$ 583,741
Held by Public Trustee	70,138
Held by Sheriff's Office	38,551
Held by Extension Office	4,986
Total liabilities	<u>\$ 697,416</u>

The accompanying notes are an integral part of the financial statements.

PARK COUNTY, COLORADO

NOTES TO FINANCIAL STATEMENTS

December 31, 2017

NOTE 1: SUMMARY OF SIGNIFICANT ACCOUNTING POLICIES

Park County, Colorado (the "County") is a political subdivision organized under the statutes of the State of Colorado. A three-member Board of Commissioners is responsible for setting policy, appointing administrative personnel and the adoption of an annual budget in accordance with state statutes.

The accounting policies of the County conform to generally accepted accounting principles as applicable to governments. Following is a summary of the more significant policies.

Reporting Entity

As required by GAAP, the financial statements present the financial activities of the County and its component units. Component units are legally separate entities for which the county is considered to be financially accountable. Blended component units, though legally separate entities, are also part of the County's operations. Data from these units is combined with that of the primary government. Conversely, each discretely presented component unit is reported in a separate column in the government-wide financial statements, to emphasize that it is legally separated from the primary government. All component units have a December 31 year-end.

Blended component units. The Park County Building Authority, formed in 2004 as a non-profit corporation under Section 501(c)(4) of the Internal Revenue Code, exists solely to issue debt to acquire real estate for lease to the County. The County is financially accountable for the activities of the Building Authority and its assets are reflected in the County's capital assets, and its debt is recorded in the County's long-term debt. The County Board of County Commissioners acts as the Board of the Authority. The Building Authority does not prepare separate financial statements.

The Telephone Authority was formed by resolution of the Park County Board of County Commissioners under an intergovernmental agreement with the County municipalities and fire districts. Under this agreement, the Telephone Authority is responsible for the 911 telephone system equipment purchase and maintenance. Additionally, the Telephone Authority helps fund the Sheriff's managed and staffed 911 call center. The Telephone Authority funding is provided by telephone surcharges determined by the BOCC and collected and remitted primarily by CenturyLink. Additional funding may be provided at the BOCC's discretion. Members of the Telephone Authority Board are appointed by the BOCC. This Board sets the annual budget required by the Department of Local Affairs, Division of Local Government. The Park County E-911 Authority does not prepare separate financial statements.

Government-Wide and Fund Financial Statements

The government-wide financial statements (i.e., the statement of net position and the statement of activities) report information on the nonfiduciary activities of the County. The effect of Interfund activity has for the most part been eliminated in the statement of activities. However, the effect of Interfund services provided and used is not eliminated in the statement of activities. *Governmental activities*, which normally are supported by taxes and intergovernmental revenues, are reported separately from *business-type activities*, which rely to a significant extent on fees and charges for support.

The statement of activities demonstrates the degree to which the direct expenses of the given function or segments are offset by program revenues. *Direct expenses* are those that are clearly identifiable with a specific function or segment.

PARK COUNTY, COLORADO
NOTES TO FINANCIAL STATEMENTS
December 31, 2017

NOTE 1: SUMMARY OF SIGNIFICANT ACCOUNTING POLICIES (Continued)

Government-Wide and Fund Financial Statements (Continued)

Program revenues include 1) charges to customers or applicants who purchase, use, or directly benefit from goods, services, or privileges provided by a given function or segment and 2) grants and contributions that are restricted to meeting the operational or capital requirements of a particular function or segment. Taxes and other items not properly included among program revenues are reported instead as *general revenues*.

Separate financial statements are provided for governmental funds and proprietary funds. Major individual governmental funds are reported as separate columns in the fund financial statements.

Measurement Focus, Basis of Accounting, and Financial Statement Presentation

The government-wide financial statements are reported using the *economic resources measurement focus* and the *accrual basis of accounting*, as are the proprietary fund financial statements. Revenues are recorded when earned and expenses are recorded when the liability is incurred, regardless of the timing of related cash flows. Property taxes are recognized as revenues in the year for which they are levied. Grants and similar items are recognized as revenue as soon as all eligibility requirements imposed by the provider have been met.

Governmental fund financial statements are reported using the current *financial resources measurement focus* and the *modified accrual basis of accounting*. Revenues are recognized as soon as they are both measurable and available. Revenues are considered *available* when they are collected within the current period or soon enough thereafter to pay liabilities of the current period. For this purpose, the County considers revenues to be available if they are collected within 60 days of the end of the current fiscal period except for grants which are deemed available if collected within the next fiscal year.

The Agency Fund has no measurement focus but utilizes the accrual basis of accounting for reporting its assets and liabilities.

Property taxes, specific ownership taxes, grants, and interest associated with the current fiscal period are all considered to be susceptible to accrual and so have been recognized as revenues of the current fiscal period. All other revenue items are considered measurable and available only when cash is received by the County.

Expenditures generally are recorded when a liability is incurred, as under accrual accounting. However, debt service expenditures, as well as expenditures related to compensated absences, are recorded only when payment is due.

Proprietary funds distinguish operating revenues and expenses from nonoperating items. Operating revenues and expenses generally result from providing services and producing and delivering goods in a proprietary fund's principal ongoing operations. Operating expenses for enterprise funds include the cost of sales and services, administrative expenses, and depreciation on capital assets. All revenues and expenses not meeting this definition are reported as nonoperating revenues and expenses.

When both restricted and unrestricted resources are available for use, it is the County's practice to use restricted resources first, then unrestricted resources as they are needed.

PARK COUNTY, COLORADO
NOTES TO FINANCIAL STATEMENTS
December 31, 2017

NOTE 1: SUMMARY OF SIGNIFICANT ACCOUNTING POLICIES (Continued)

Measurement Focus, Basis of Accounting, and Financial Statement Presentation (Continued)

In the fund financial statements, the County reports the following major governmental funds:

The *General Fund* is the County's primary operating fund. It accounts for all financial resources of the County, except those required to be accounted for in another fund.

The *Public Works Fund* accounts for the County's share of State revenues that are legally restricted for the maintenance of highways and roads within the County's boundaries and to account for property taxes and other revenues restricted for highway and road purposes.

The *Human Services Fund* administers the County's State and Federal revenues that are restricted for providing of health and human services to the residents of the County.

The *Sales Tax Trust Fund* collects sales taxes that are restricted for providing funding related to land and water conservation measures for the County.

The *Capital Projects Fund* utilizes debt proceeds and funding from other County funds to construct major facilities for the County.

Additionally, the County reports the following non-major fund types:

The *Recreation Enterprise Fund* accounts for the financial activities associated with the County's recreational fishing program.

The *Internal Service Funds* are used to account for the partially self-insured health insurance program for County employees and the administration of the County's fleet of vehicles. These services are provided to other County funds and departments on a cost reimbursement basis.

Agency Funds are used to account for the collection and distribution of property and other taxes between the County's funds and other governments and agencies. Agency Funds are also used to account for the activities of the County Treasurer, County's Public Trustee, the County's Sheriff inmate funds and the County Extension office and segregate these activities into a separate fund as required by state statutes.

Investments

Investments in securities are carried at fair value. Unrealized gains or losses resulting from changes in fair value between January 1 and December 31 are recognized as a component of interest income. Realized gains or losses on securities included in the investment portfolio are recognized only when related security is sold prior to the stated maturity. Certain investments are restricted for debt service and capital projects.

Receivables

Receivables are reported net of an allowance for uncollectible accounts. The County believes that all current receivables are collectible.

PARK COUNTY, COLORADO
NOTES TO FINANCIAL STATEMENTS
December 31, 2017

NOTE 1: SUMMARY OF SIGNIFICANT ACCOUNTING POLICIES (Continued)

Interfund Receivables and Payables

During the course of operations, numerous transactions occur between individual funds. The resulting receivables and payables are classified on the balance sheet as *due from other funds* and *due to other funds* because they are short-term in nature.

Any residual balances outstanding between the governmental activities and business-type activities are reported in the government-wide financial statements as *internal balances*.

Inventories

Inventories consist of supplies for the County's use and are carried at cost using the first-in, first-out method. Inventories are reported net of an allowance for obsolescence.

Capital Assets

Capital assets, which include property and equipment, are reported in the applicable governmental or business-type activities columns in the government-wide financial statements. Capital assets are defined by the County as assets with an initial, individual cost of more than \$5,000 and an estimated useful life in excess of one year. Such assets are recorded at historical cost or estimated historical cost if purchased or constructed. Donated capital assets are recorded at estimated fair market value at the date of donation.

The costs of normal maintenance and repairs that do not add to the value of the asset or materially extend assets' lives are not capitalized. Property and equipment of the County is depreciated using the straight-line method over the following estimated useful lives:

Land Improvements	15 years
Buildings and Improvements	20 - 40 years
Roads	50 years
Equipment	3 - 10 years
Vehicles	5 years

Compensated Absences

Employees of the County accumulate unused vacation time at the rate of 4 hours per month at their time of hire until the completion of one year of service. Subsequently, an employee will earn 8 hours per month for one year through five years of service, 12 hours per month for six through fourteen years of service, and 16 hours per month for fifteen or more years of service. An employee may accrue up to the maximum amount which is 96 hours, 144 hours and 192 hours for the three levels of experience as noted above.

Employees accrue paid sick leave at the rate of 4 hours per month at their time of hire until the completion of one year of service. Subsequently, employees will earn 8 hours of paid sick leave until the maximum accrual amount of 480 hours is reached. As sick leave does not vest, no liability is recorded.

Unearned Revenues

Unearned revenues consist of advances received on grants that are recognized as revenue when the terms of the grant are fulfilled.

PARK COUNTY, COLORADO

NOTES TO FINANCIAL STATEMENTS

December 31, 2017

NOTE 1: SUMMARY OF SIGNIFICANT ACCOUNTING POLICIES (Continued)

Deferred Outflows/Inflows of Resources

In addition to assets, the statement of financial position will sometimes report a separate section for deferred outflows of resources. This separate financial statement element, *deferred outflows of resources*, represents a consumption of net position that applies to future periods and so will *not* be recognized as an outflow of resources (expense/ expenditure) until then.

In addition to liabilities, the statement of financial position will sometimes report a separate section for deferred inflows of resources. This separate financial statement element, *deferred inflows of resources*, represents an acquisition of net position that applies to future periods and so will *not* be recognized as an inflow of resources (revenue) until that time. Deferred inflows of resources include property taxes earned but levied for a subsequent period.

Long-Term Obligations

In the government-wide financial statements, long-term debt and other long-term obligations are reported as liabilities in the governmental activities statement of net position. Bond premiums and discounts are deferred and amortized over the life of the bonds using the straight-line method. Issuance costs, whether or not withheld from the actual debt proceeds received, are reported as debt service expenditures.

The fund financial statements, governmental fund types recognize bond premiums and discounts, as well as bond issuance costs, during the current period. The face amount of debt issued is reported as other financing sources. Premiums or discounts related to debt issuances are reported as other financing sources while debt issuance costs are reported as debt service expenditures.

Net Position

The government-wide fund financial statements utilize a net position presentation. Net position is categorized as net investment in capital assets, restricted, and unrestricted. Net investment in capital assets is intended to reflect the portion of net position which is associated with non-liquid, capital assets less outstanding capital asset related debt. The net related debt is the debt less the outstanding liquid assets and any associated unamortized cost. Restricted net position is liquid assets, which have third party limitations on their use. Unrestricted net position represents assets that do not have any third-party limitations on their use.

Fund Balance Classification

The governmental fund financial statements present fund balances based on classifications that comprise a hierarchy that is based primarily on the extent to which the County is bound to honor constraints on the specific purposes for which amounts in the respective governmental funds can be spent. The classifications used in the governmental fund financial statements are as follows:

Nonspendable – This classification includes amounts that cannot be spent because they are either not in a spendable form (such as inventories and prepaid amounts) or are legally or contractually required to be maintained intact.

PARK COUNTY, COLORADO

NOTES TO FINANCIAL STATEMENTS

December 31, 2017

NOTE 1: SUMMARY OF SIGNIFICANT ACCOUNTING POLICIES (Continued)

Fund Balance Classification (Continued)

Restricted – This classification includes amounts for which constraints have been placed on the use of the resources either (a) externally imposed by creditors (such as through a debt covenant), grantors, contributors, or laws or regulations of other governments, or (b) imposed by law through constitutional provisions or enabling legislation. The County has classified Emergency Reserves as being restricted because their use is restricted by State Statute for declared emergencies. The County has classified the balances of the *Public Works Fund*, *Conservation Trust Fund*, the *Sheriff's Seizure Program Fund*, and the *E-911 Authority Fund* as restricted because their use is restricted by State Statute. The County has classified the *Sales Tax Trust Fund* as restricted because its use is restricted through voter approval and the *Debt Service Fund* balance is restricted for the repayment of long-term debt. The unspent debt proceeds related to the *Capital Projects Fund's* COP's issuance are restricted for the construction of additional County facilities.

Committed – This classification includes amounts that can be used only for specific purposes pursuant to constraints imposed by formal action of the Board of County Commissioners. These amounts cannot be used for any other purpose unless the Board of County Commissioners removes or changes the specified use by taking the same type of action (ordinance or resolution) that was employed when the funds were initially committed.

This classification also includes contractual obligations to the extent that existing resources have been specifically committed for use in satisfying those contractual requirements. The County has classified the *1041 Fee Fund and the Human Services Fund* as committed as of December 31, 2017.

Assigned – This classification includes amounts the government intends to use for specific purposes that do not meet the criteria to be classified as restricted or committed. The County has classified the fund balances of the *Employee Retirement Fund and the Capital Projects Fund* as assigned as of December 31, 2017. For the General Fund, amounts constrained for the intent to be used for a specific purpose has been delegated to the County Chief Administration Officer and Director of Budget and Finance through the budget process which is approved by the Board of County Commissioners.

Unassigned – This classification includes the residual fund balance for the General Fund. The Unassigned classification also includes negative residual fund balance of any other governmental fund that cannot be eliminated by offsetting of Assigned fund balance amounts.

When expenditures are incurred for purposes for which both restricted and unrestricted net assets are available, the County considers restricted funds to have been spent first. When expenditures are incurred for which committed, assigned, or unassigned fund balances are available, the County considers amounts to have been spent first out of committed funds, then assigned funds, and finally unassigned funds, as needed, unless the Board of County Commissioners has provided otherwise in its commitment or assignment actions.

The County's financial policies require that a 3-month reserve of operating expenditures be maintained in the General, Public Works, and Human Services Funds.

As of December 31, 2017, the Risk Management Fund's net position is a deficit of \$141,696 due to additional unforeseen incurred claims. The County expects to eliminate the deficit through additional charges to County department users in future years.

PARK COUNTY, COLORADO
NOTES TO FINANCIAL STATEMENTS
December 31, 2017

NOTE 1: SUMMARY OF SIGNIFICANT ACCOUNTING POLICIES (Continued)

Property Taxes

Property taxes are levied on or before December 15 and attach as an enforceable lien on property on January 1. Taxes are payable in full on April 30 or in two installments on February 28 and June 15. The County Treasurer's office collects property taxes and remits them on a monthly basis. Unpaid amounts and the accrued interest thereon become delinquent on June 16.

Since property tax revenues are levied to support expenditures of the succeeding year, a receivable and corresponding unavailable property tax revenue shown as deferred inflow of resources was recorded at December 31.

Statement of Cash Flows

For purposes of the statement of cash flows, the County considers all highly liquid investments (including restricted assets) with a maturity of three months or less when purchased to be cash equivalents.

Comparative Data

Comparative total data for the prior year has been presented in the accompanying financial statements in order to provide an understanding of changes in the County's financial position and operations. However, complete comparative data in accordance with generally accepted accounting principles has not been presented since its inclusion would make the financial statements unduly complex and difficult to read.

Data in these columns do not present financial position or results of operations in conformity with generally accepted accounting principles. Neither is such data comparable to a consolidation. Interfund eliminations have not been made in the aggregation of this data.

Budgetary Basis of Accounting

Prior to October 15, the County Administrator submits to the County Commissioners a proposed operating budget for the fiscal year commencing the following January 1. The budget includes proposed expenditures of all funds and the means of financing them.

A public hearing is conducted to obtain taxpayer comments.

The operating budget includes proposed expenditures/expenses and the means of financing them. Public hearings are conducted in the county to obtain comments. On or before December 22, the County must certify the mill levy. However, prior to certifying the mill levy.

Budgets for governmental funds are adopted on a basis consistent with accounting principles generally accepted in the United States of America. Budgets are legally adopted for all governmental funds annually through a Budget Resolution.

Budgets for proprietary funds are adopted on a basis consistent with accounting principles generally accepted in the United States of America, except that the County includes debt service principal and interest payments and capital outlay.

PARK COUNTY, COLORADO
 NOTES TO FINANCIAL STATEMENTS
 December 31, 2017

NOTE 1: SUMMARY OF SIGNIFICANT ACCOUNTING POLICIES (Continued)

Budgetary Basis of Accounting (Continued)

The Board of County Commissioners must approve transfers between funds or increases to a fund's budget. Formal budgetary integration is employed as a management control device during the year for the General Fund, Special Revenue Funds, Debt Service Fund, Capital Projects Fund, and Proprietary Funds. For budgetary purposes, all unexpended appropriations lapse at year-end.

The County made the following budget amendments for the year ended December 31, 2017.

General Fund	\$ 800,000
Debt Service Fund	220,666
Conservation Trust Fund	100,000
Grant Fund	43,659
Sheriffs Seizure and Program Fund	7,900
Public Works Fund	966,500
Employee Retirement Fund	15,000
Fleet Services Fund	85,000
Recreation Fund	9,758
Risk Services Fund	390,000
	\$ 2,638,483

The Risk Management Fund expenditures exceeded it approved appropriations for the year ended December 31, 2017.

NOTE 2: CASH AND INVESTMENTS

A summary of the primary government cash and investments as of December 31, 2017 follows:

Petty Cash	\$ 4,751
Cash on Hand	59,807
Deposits with Financial Institutions	2,443,370
Investments	16,808,633
	\$ 19,316,561

The above amounts are classified in the financial statements as follows:

Governmental activities - unrestricted	\$ 14,520,711
Governmental activities -restricted	4,083,704
Business-type activities	14,730
Statement of Fiduciary Net Position	697,416
	\$ 19,316,561

PARK COUNTY, COLORADO
NOTES TO FINANCIAL STATEMENTS
December 31, 2017

NOTE 2: CASH AND INVESTMENTS (Continued)

Deposits

Custodial Credit Risk – Deposits

Custodial credit risk is the risk that in the event of a bank failure, the government's deposits may not be returned to it. The Colorado Public Deposit Protection Act (PDPA) requires that all units of local government deposit cash in eligible public depositories. Eligibility is determined by state regulations. At December 31, 2017, State regulatory commissioners have indicated that all financial institutions holding deposits for the County are eligible public depositories. Amounts on deposit in excess of federal insurance levels must be collateralized by eligible collateral as determined by the PDPA.

PDPA allows the financial institution to create a single collateral pool for all public funds held. The pool is to be maintained by another institution or held in trust for all the uninsured public deposits as a group. The fair value of the collateral must be at least equal to 102% of the uninsured deposits. The County has no policy regarding custodial credit risk for deposits.

At December 31, 2017, the County had deposits with financial institutions with a carrying amount of \$2,443,370. The bank balances with the financial institutions were \$2,745,969. Of these balances, \$750,000 was covered by federal depository insurance and \$1,617,255 was covered by collateral held by authorized escrow agents in the financial institutions name (PDPA). As of December 31, 2017, \$378,714 of unspent lease and loan proceeds held in escrow are uninsured.

The State Bank Commissioner is required by statute to monitor the naming of eligible depositories and reporting of the uninsured deposits and assets maintained in the collateral pools.

Investments

The County categorizes its investment's fair value measurement within the fair value hierarchy established by generally accepted accounting principles. The hierarchy is based on the valuation inputs used to measure the fair value of the asset. Level 1 inputs are quoted prices in active markets for identical assets and level 2 inputs are significant other observable inputs; Level 3 inputs are significant unobservable inputs.

The County has the following recurring fair value measurements as of December 31, 2017:

Federal Agency security issues (FNMA, FHLMC and FHLB) of \$6,539,017 are valued using benchmarking and matrix pricing (Level 2 inputs).

Certificates of Deposit of \$445,500 are valued using benchmarking and matrix pricing (Level 2 inputs).

Local government investment pool of \$9,824,116 are valued at net asset value per share as determined by the pool.

PARK COUNTY, COLORADO
 NOTES TO FINANCIAL STATEMENTS
 December 31, 2017

NOTE 2: CASH AND INVESTMENTS (Continued)

As of December 31, 2017, the County has the following investments:

	Fair Value	Investment Maturity (Years)	
		Less than One Year	1-5 Years
U.S. Government bonds	\$ 6,539,017	\$ 1,703,382	\$ 4,835,635
Certificates of deposit	445,500	445,500	-
Colostrust	9,824,116	9,824,116	-
Total	\$ 16,808,633	\$ 11,972,998	\$ 4,835,635

Interest Rate Risk

The County has a formal investment policy that limits investment maturities as a means of managing its exposure to fair value losses arising from increasing interest rates. Investments are limited to a maturity date not exceeding five years unless otherwise approved in writing by the Board of County Commissioners. The County shall maintain at least 25% of its total investment portfolio in instruments maturing in 120 days or less.

Credit Risk

Colorado statutes specify in which instruments the units of local government may invest which includes:

- Obligations of the United States and certain U.S. government agency securities
- Certain international agency securities
- General obligation and revenue bonds of U.S. local government entities
- Certain certificates of participation
- Certain securities lending arrangements
- Bankers' acceptances of certain banks
- Commercial paper
- Written repurchase agreements collateralized by certain authorized securities
- Certain money market funds
- Guaranteed investment contracts
- Local government investment pools

The above investments are authorized for all funds and fund types used by Colorado governments. The Government Agency securities have a rating of AA+ from Standard and Poor. The County's investment policy is in line with the Colorado State Statutes.

PARK COUNTY, COLORADO

NOTES TO FINANCIAL STATEMENTS

December 31, 2017

NOTE 2: CASH AND INVESTMENTS (Continued)

The County invests in funds in the Colorado Government Liquid Asset Trust (COLOTRUST); an investment vehicle established for local government entities in Colorado to pool surplus funds (pool). The State Securities Commissioner administers and enforces all State statutes governing the pool. The pool operates similarly to a money market fund and each share is equal in value to \$1.00. The pool offers shares in two portfolios, COLOTRUST PRIME and COLOTRUST PLUS+.

Both portfolios may invest in U.S. Treasury securities and repurchase agreements collateralized by U.S. Treasury securities. COLOTRUST PLUS+ may also invest in certain obligations of the U.S. government agencies, highest rated commercial paper and repurchase agreements collateralized by certain obligations of the U.S. government agencies. A designated custodial bank serves as custodian for the pool's portfolios pursuant to a custodian agreement. The custodian acts as safekeeping agent for the pool's investment portfolios and provides services as the depository in connection with direct investments and withdrawals. The custodian's internal records segregate investments owned by the Trust. COLOTRUST places no restrictions or limitations on withdrawals. COLOTRUST is rated AAAM by Standards & Poor's and had a weighted average to final maturity of 94 days as of December 31, 2017.

Restricted Cash

The County's restricted cash position of \$4,083,704 is comprised of \$3,454,990 of unspent bond proceeds and debt service funds for the County's 2016 Certificates of Participation. Cash in the amount of \$573,315 of unspent loan proceeds which are restricted for the County's share of work done by the Colorado Department of Transportation on a road improvement project in the Public Works Fund and \$55,399 of outstanding lease proceeds which are available to the County. The funds are held by an escrow agent.

PARK COUNTY, COLORADO

NOTES TO FINANCIAL STATEMENTS

December 31, 2017

NOTE 3: CAPITAL ASSETS

Capital assets activity for the year ended December 31, 2017 is summarized below:

	Balance 12/31/16	Additions	Deletions	Balance 12/31/17
Governmental Activities				
Capital Assets, not depreciated				
Land	\$ 4,898,873	\$ 1,242,675	\$ (156,021)	\$ 5,985,527
Easements	175,575	24,400	-	199,975
Water Rights	-	153,585	-	153,585
Construction in Progress	804,003	5,406,503	(337,729)	5,872,777
	<u>5,878,451</u>	<u>6,827,163</u>	<u>(493,750)</u>	<u>12,211,864</u>
Capital Assets				
Roads	1,033,198	-	-	1,033,198
Buildings	17,165,907	867,940	-	18,033,847
Improvements	1,224,375	127,631	-	1,352,006
Office and Small Equipment	3,624,157	39,299	-	3,663,456
Road Equipment	11,082,560	513,430	-	11,595,990
Vehicles	5,547,895	87,663	(248,674)	5,386,884
Fleet Vehicles	1,275,781	-	-	1,275,781
Total Capital Assets				
Depreciated	<u>40,953,873</u>	<u>1,635,963</u>	<u>(248,674)</u>	<u>42,341,162</u>
Less Accumulated Depreciation				
Roads	208,060	23,863	-	231,923
Buildings	8,268,154	397,142	-	8,665,296
Improvements	599,883	62,956	-	662,839
Office and Small Equipment	2,563,631	230,484	-	2,794,115
Road Equipment	8,492,514	920,967	-	9,413,481
Vehicles	5,082,910	108,190	(248,674)	4,942,426
Fleet Vehicles	671,828	245,535	-	917,363
Total Accumulated Depreciation	<u>25,886,980</u>	<u>1,989,137</u>	<u>(248,674)</u>	<u>27,627,443</u>
Total Capital Assets, Depreciated, net	<u>15,066,893</u>	<u>(353,174)</u>	<u>-</u>	<u>14,713,719</u>
Governmental Activities, Capital Assets, Net	<u>\$ 20,945,344</u>	<u>\$ 6,473,989</u>	<u>\$ (493,750)</u>	<u>\$ 26,925,583</u>

PARK COUNTY, COLORADO
 NOTES TO FINANCIAL STATEMENTS
 December 31, 2017

NOTE 3: CAPITAL ASSETS (Continued)

2017 depreciation expense was charged to functions/programs of the County as follows:

Governmental Activities	
General Government	\$ 187,814
Public Safety	365,932
Public Works	1,090,823
Health and Welfare	42,465
Culture and Recreation	56,568
Internal Services - Fleet	245,535
	<hr/>
Total	<u><u>\$ 1,989,137</u></u>

NOTE 4: LONG-TERM DEBT

Governmental Activities

Following is a summary of long-term debt transactions for the governmental activities for the year ended December 31, 2017.

	<u>Balance 12/31/16</u>	<u>Additions</u>	<u>Payments</u>	<u>Balance 12/31/17</u>	<u>Due in One Year</u>
Certificates of Participation	\$ 5,115,000	\$ -	\$ -	\$ 5,115,000	\$ 165,000
Unamortized Premium	530,179	-	26,509	503,670	26,509
CO SIB Loan	566,500	-	50,565	515,935	51,829
Capital Leases	1,314,743	-	430,154	884,589	438,197
Capital Leases - Fleet	102,522	-	102,522	-	-
Pollution Remediation Costs	-	1,251,000	-	1,251,000	315,000
Compensated absences	300,732	442,306	398,500	344,538	103,362
	<hr/>	<hr/>	<hr/>	<hr/>	<hr/>
Total	<u><u>\$ 7,929,676</u></u>	<u><u>\$ 1,693,306</u></u>	<u><u>\$1,008,250</u></u>	<u><u>\$ 8,614,732</u></u>	<u><u>\$ 1,099,897</u></u>

The County issued \$5,115,000 of certificates of participation in 2016 to provide funds for the expansion of the County's administration facility. The Certificates have a stated interest rate ranging from 2.0% to 5.0% per annum and are payable semi-annually on June 1 and December 1. Principal payments are due annually on December 1, through 2036. The certificates of participation are collateralized by a lease agreement between the County and UMB Bank. The agreement allows bond holders access to various County properties if the County defaults on the agreement.

PARK COUNTY, COLORADO
 NOTES TO FINANCIAL STATEMENTS
 December 31, 2017

NOTE 4: LONG-TERM DEBT (Continued)

Annual debt service requirements for the outstanding COP's at December 31, 2017 are as follows:

Year Ended December 31,	<u>Principal</u>	<u>Interest</u>	<u>Total</u>
2018	\$ 165,000	\$ 228,275	\$ 393,275
2019	170,000	224,975	394,975
2020	175,000	218,175	393,175
2021	185,000	211,175	396,175
2022	200,000	203,775	403,775
2023-2027	1,225,000	884,875	2,109,875
2028-2032	1,505,000	596,525	2,101,525
2033-2036	1,490,000	190,750	1,680,750
Total	<u>\$ 5,115,000</u>	<u>\$ 2,758,525</u>	<u>\$ 7,873,525</u>

The County has entered into a loan agreement with the Colorado Department of Transportation Colorado State Infrastructure Bank (CO SIB) revolving fund in the amount of \$566,500 as the County's share of a road construction project. The terms of the agreement call for annual principal and interest payments in the amount of \$64,728 beginning in January 2017 through January 2026. The note bears interest at the rate of 2.50% to be paid from revenues of the Road and Bridge Fund.

Annual debt service requirements for the outstanding SIB revolving loan fund at December 31, 2017 are as follows:

Year Ended December 31,	<u>Principal</u>	<u>Interest</u>	<u>Total</u>
2018	\$ 51,829	\$ 12,899	\$ 64,728
2019	53,125	11,603	64,728
2020	54,453	10,275	64,728
2021	55,814	8,914	64,728
2022	57,210	7,518	64,728
2023-2026	243,504	15,408	258,912
Total	<u>\$ 515,935</u>	<u>\$ 66,617</u>	<u>\$ 582,552</u>

The County has two capital lease agreements. These leases are paid from revenues of the Road and Bridge Fund and the Fleet Services Fund. The leases require interest to be paid ranging from 1.73% to 2.86%. These leases mature from 2017 to 2019. Vehicles and equipment in the approximate amount of \$2.3 million purchased under capital leases have been capitalized in the government-wide financial statements. Accumulated depreciation of approximately \$917,000 has been recognized on those assets.

PARK COUNTY, COLORADO
 NOTES TO FINANCIAL STATEMENTS
 December 31, 2017

NOTE 4: LONG-TERM DEBT (Continued)

Future Debt Service Requirements

Annual debt service requirements for the outstanding capital leases at December 31, 2017 are as follows:

Year Ended December 31,

	2018	\$	454,739		
	2019		454,739		
			454,739		
	Total Payments		909,478		
	Less: Amounts representing interest		(24,889)		
			(24,889)		
	Total	\$	884,589		

Compensated absences are expected to be paid by revenues generated by the General Fund.

Pollution Remediation Costs

The County had been in negotiations with the Colorado Department of Public Health and Environment over the past several years related to the County's landfill which was closed two decades ago as part of the County's implementation of the Title D requirements.

In December 2016, the County informed by the Colorado Department of Health and Environment of a potential issue noted in the October site well sampling related to its previously closed landfill. The County submitted a proposed Work Plan for Off-Site Groundwater Investigation, Closed Fairplay Landfill on May 7, 2017 and updated the plan on June 8, 2017 to the Colorado Department of Health and Environment. That plan was approved by the Colorado Department of Health and Environment on June 15, 2017.

The County also submitted the Perimeter Explosive Gas Monitoring, Closed Fairplay Landfill on March 19, 2017 and received approval for that plan. The plan calls for installing monitor probes and performing monitoring of possible explosive gas from the closed landfill three times a year.

The County along with environmental engineers have estimated the costs to clean up the site and monitor the site for any additional issues to be \$1,251,000 to be expended over the next 4 to 5 years. This has been recognized as part of the Counties Long-Term Obligations.

Although other governmental entities may be named as Potential Responsible Parties related to the obligations, the County has not reduced any of its estimated obligations related to potential environmental issues.

The amounts recognized currently are estimates based on current expectations which is subject to change based on future information or requirements.

PARK COUNTY, COLORADO
NOTES TO FINANCIAL STATEMENTS
December 31, 2017

NOTE 5: INTERFUND AMOUNTS

Transactions between the various funds of the County can result in receivables and payables at year-end. The sum of all balances presented in the following table agrees with the sum of interfund balances presented in the balance sheets for governmental funds and statement of net position for the proprietary funds. The balances are generally expected to be repaid within one year.

Interfund due to/from at December 31, 2017, were comprised of the following:

	Due From	Due To
	<u> </u>	<u> </u>
General Fund	\$ 4,259,906	\$ 1,258,694
Road and Bridge Fund	125,673	2,383,921
Grant Fund	280,965	515,327
E-911 Fund	2,867	1,085
Conservation Trust Fund	19,349	32,293
Human Services Fund	16,460	788,145
Retirement Fund	62,490	262,198
Capital Expenditure Fund	818,941	71,044
Fleet Fund	10,534	304,669
Sales Tax trust Fund	3,237	44,815
Self Insurance	162,624	100,855
	<u> </u>	<u> </u>
Total	<u>\$ 5,763,046</u>	<u>\$ 5,763,046</u>

Interfund transfers at December 31, 2017, were comprised of the following:

	<u>Transfers from:</u>	
	Transfer In	Transfer Out
	<u> </u>	<u> </u>
Transfers to:		
General Fund	\$ 1,143	\$ 1,372,487
Grant Fund	5,956	-
E-911 Authority	-	-
Human Services Fund	-	150,000
Capital Projects Fund	900,000	4,076
Debt Service Fund	220,607	-
Self InsuranceFund	398,857	-
	<u> </u>	<u> </u>
Total	<u>\$ 1,526,563</u>	<u>\$ 1,526,563</u>

Transfers were made from the General Fund, and Human Services Fund to provide resources for capital projects, debt service requirements, additional health insurance claims and provide for grant match requirements.

PARK COUNTY, COLORADO

NOTES TO FINANCIAL STATEMENTS

December 31, 2017

NOTE 6: RISK MANAGEMENT

The County is exposed to various risks of loss related to torts; theft of, damage to, and destruction of assets; errors and omissions; injuries to employees; and natural disasters. The County has acquired commercial coverage for these risks and claims, if any, which are not expected to exceed the commercial insurance coverage. The County has addressed these risks in the following manner:

1. County Workers' Compensation Pool

The County is exposed to various risks of loss related to injuries of employees while on the job. The County purchases commercial workman's compensation insurance from Pinnacol Assurance, a quasi-public authority of the State of Colorado. Settled claims resulting from these risks have not exceeded coverage in any of the past five years and coverage limits remain unchanged from the prior year.

2. Colorado Counties Casualty and Property Pool

The County is exposed to various risks of loss related to property and casualty losses. The County has joined together with other counties in the State of Colorado to form the Colorado Counties Casualty and Property Pool ("CAPP"), a public entity risk pool which currently operates as a common risk management and insurance program for member counties. The County pays an annual contribution to CAPP for its property and casualty insurance coverage. The intergovernmental agreement of formulation of CAPP provides that the Pool will be financially self-sustaining through member contributions and additional assessments, if necessary, and the Pool will purchase excess insurance through commercial companies for members' claims in excess of a specified self-insured retention, which is determined each policy year.

3. Self-Insurance Plan

The County has established a self-insured health benefit plan. The plan is administered by BlueCross/Blue Shield of Colorado and is funded through a combination of employee contributions and contributions made by the County. Claims are paid from funds accumulated through these contributions. Under the terms of contract with Blue Cross/ Blue Shield the plan has a stop-loss coverage for individual occurrences in excess of \$100,000 and becomes fully insured at any time claims exceed 110% of the retained premiums of the plan.

The claims liability account is based on actual claims paid subsequent to year-end. Changes in the claims liability amounts in 2017.

Balance January 1,	\$ 225,357
Claims and Changes in estimates	2,793,560
Claims paid	(2,644,254)
Balance December 31	<u>\$ 374,663</u>

PARK COUNTY, COLORADO
NOTES TO FINANCIAL STATEMENTS
December 31, 2017

NOTE 7: RETIREMENT COMMITMENTS

Employee's Pension Plan

The County contributes to a multiple employer defined contribution retirement plan administered by the Colorado Officials and Employees Retirement Association. Every employee who is employed by the County for more than one year is eligible to participate in the Plan. Both the County and the employee contribute 3% of the employee's base salary. Plan provisions are established and may be amended by County Commissioners. The County Commissioners set and change the contribution rates to the plan.

Participants vest in employer contributions and in earnings, losses, and changes in fair market value of Plan assets at a rate of 20% for each full twelve months of participating in the Plan. Participants are immediately vested in their own contributions and earnings. Unvested employer contributions forfeited at termination revert to the County and are used to reduce current contributions.

Employer contributions are funded by governmental funds. The County's contributions for 2017 were \$252,249 on a base salary of \$8,408,300 which was reduced by forfeitures of \$19,512. Employee contributions amounted to \$252,249. The fair value of the assets held by COERA was \$6,004,054 as of December 31, 2017.

NOTE 8: COMMITMENTS AND CONTINGENCIES

Claims and Judgments

The County participates in a number of federal and state programs that are fully or partially funded by grants received from other governmental units. Expenditures financed by grants are subject to audit by the appropriate grantor government. If expenditures are disallowed due to noncompliance with grant program regulations, the County may be required to reimburse the grantor government. As of December 31, 2017, significant amounts of grant expenditures have not been audited but the County believes that disallowed expenditures, if any, based on subsequent audits will not have a material effect on the overall financial position of the County.

Tabor Amendment

Colorado voters passed an amendment to the State Constitution, Article X, Section 20, which has several limitations, including revenue raising, spending abilities, and other specific requirements of state and local government. In November 1995, voters within the County approved the collection, retention and expenditure of grants and revenues generated from the operation of the jail commencing on January 1, 1995, and subsequent years.

In November 1998, voters within the County approved the collection, retention and expenditure of interest and investment earnings, revenue from federal, other local and district governmental entities commencing on January 1, 1999, and subsequent years. The County has established an emergency reserve, representing 3% of qualifying expenditures, as required by the Amendment. At December 31, 2017, the emergency reserve of \$634,000 was recorded as a reservation of Fund Balance in the General Fund.

PARK COUNTY, COLORADO
NOTES TO FINANCIAL STATEMENTS
December 31, 2017

NOTE 8: COMMITMENTS AND CONTINGENCIES (Continued)

Litigation

The County is involved in various lawsuits. The outcome of this litigation cannot be determined at this time. A loss contingency has not been recorded for any of the claims.

Contract Commitments

The County approved various contracts prior to December 31, 2017 related to the construction of a building. As of December 31, 2017, the outstanding amounts related to the contract was approximately \$5.3 million.

The County has also been awarded certain State grants of approximately \$900,000 for the purpose of establishing broadband service for the County. The grant requires the County to match the State's contribution bringing the estimated project costs to approximately \$1.8 million of which costs of approximately \$1.5 million had been incurred as of December 31, 2017 for the project.

In late 2017, the County entered a site lease agreement and a lease back arrangement with the Indian Mountain Metropolitan District where the County paid the lease of \$210,000 in advance in February 2018 with the District's lease agreement calling for annual payment back to the County of \$42,000 over five years.

REQUIRED SUPPLEMENTARY INFORMATION

**Park County, Colorado
General Fund
Budgetary Comparison Schedule
For the Year Ended December 31, 2017
(With Comparative Actual Amounts for 2016)**

	<u>2017</u>			<u>Final Budget Variance</u>	<u>2016</u>
	<u>Original Budget</u>	<u>Final Budget</u>	<u>Actual</u>	<u>Positive (Negative)</u>	<u>Actual</u>
Revenues:					
Property tax	\$ 7,839,748	\$ 7,839,748	\$ 7,800,239	\$ (39,509)	\$ 7,403,648
Specific ownership tax	900,000	900,000	1,108,602	208,602	901,582
Severance tax	80,000	80,000	78,574	(1,426)	83,265
PILT	1,500,000	1,500,000	1,661,589	161,589	1,563,388
Other taxes	77,000	77,000	221,085	144,085	151,523
Licenses and permits	564,030	564,030	834,241	270,211	614,242
Intergovernmental	152,956	152,956	218,864	65,908	294,543
Fines and forfeitures	105,000	105,000	192,563	87,563	111,515
Charges for services	2,544,210	2,544,210	2,359,425	(184,785)	2,733,965
Interest	86,000	86,000	131,707	45,707	96,204
Miscellaneous revenues	75,170	75,170	97,226	22,056	74,529
Total revenues	<u>13,924,114</u>	<u>13,924,114</u>	<u>14,704,115</u>	<u>780,001</u>	<u>14,028,404</u>
Expenditures:					
General government	6,776,915	6,776,915	4,790,197	1,986,718	5,910,285
Health and welfare	1,190,407	1,190,407	885,642	304,765	635,143
Public safety	5,732,752	5,732,752	6,551,788	(819,036)	5,239,340
Culture and recreation	506,236	506,236	589,176	(82,940)	616,821
Judicial - District Attorney	417,025	417,025	417,025	-	343,899
Capital outlay	33,000	33,000	453,286	(420,286)	59,583
Total expenditures	<u>14,656,335</u>	<u>14,656,335</u>	<u>13,687,114</u>	<u>969,221</u>	<u>12,805,071</u>
Excess (deficiency) of revenues over expenditures	<u>(732,221)</u>	<u>(732,221)</u>	<u>1,017,001</u>	<u>1,749,222</u>	<u>1,223,333</u>
Other financing (uses):					
Proceeds from asset disposal	-	-	274,036	274,036	-
Transfers in	253,668	253,668	1,143	(252,525)	-
Transfers (out)	(250,000)	(1,050,000)	(1,372,487)	(322,487)	(3,034,163)
Total other financing (uses)	<u>3,668</u>	<u>(796,332)</u>	<u>(1,097,308)</u>	<u>(300,976)</u>	<u>(3,034,163)</u>
Net change in fund balances	(728,553)	(1,528,553)	(80,307)	1,448,246	(1,810,830)
Fund balances - January 1	<u>3,976,876</u>	<u>3,976,876</u>	<u>4,382,174</u>	<u>405,298</u>	<u>6,193,004</u>
Fund balances - December 31	<u>\$ 3,248,323</u>	<u>\$ 2,448,323</u>	<u>\$ 4,301,867</u>	<u>\$ 1,853,544</u>	<u>\$ 4,382,174</u>

See the accompanying independent auditors' report.

**Park County, Colorado
Public Works Fund
Budgetary Comparison Schedule
For the Year Ended December 31, 2017
(With Comparative Actual Amounts for 2016)**

	<u>2017</u>			<u>Final Budget</u>	<u>2016</u>
	<u>Original</u>	<u>Final</u>	<u>Actual</u>	<u>Variance</u>	<u>Actual</u>
	<u>Budget</u>	<u>Budget</u>	<u>Actual</u>	<u>Positive</u>	<u>Actual</u>
				<u>(Negative)</u>	
Revenues:					
Property tax	\$ 382,392	\$ 382,392	\$ 373,486	\$ (8,906)	\$ 334,046
Specific ownership tax	41,000	41,000	53,138	12,138	41,635
Charges for services	23,800	23,800	135,583	111,783	33,764
Licenses and permits	16,000	16,000	15,049	(951)	19,351
Intergovernmental	5,455,000	5,455,000	5,402,352	(52,648)	5,372,944
Miscellaneous revenues	-	-	8,323	8,323	2,565
Total revenues	<u>5,918,192</u>	<u>5,918,192</u>	<u>5,987,931</u>	<u>69,739</u>	<u>5,804,305</u>
Expenditures:					
Public works	6,326,429	6,326,429	5,583,939	742,490	6,077,337
Capital outlay	-	966,500	1,257,733	(291,233)	1,550,057
Debt service:					
Principal	480,141	480,141	480,719	(578)	422,257
Interest	33,502	33,502	38,748	(5,246)	32,482
Total expenditures	<u>6,840,072</u>	<u>7,806,572</u>	<u>7,361,139</u>	<u>445,433</u>	<u>8,082,133</u>
Excess (deficiency) of revenues over expenditures	<u>(921,880)</u>	<u>(1,888,380)</u>	<u>(1,373,208)</u>	<u>515,172</u>	<u>(2,277,828)</u>
Other financing sources:					
Insurance proceeds	-	-	26,275	26,275	566,500
Sale of assets	-	-	8,183	8,183	-
Total other financing sources	<u>-</u>	<u>-</u>	<u>34,458</u>	<u>34,458</u>	<u>566,500</u>
Net change in fund balances	(921,880)	(1,888,380)	(1,338,750)	549,630	(1,711,328)
Fund balances - January 1	<u>3,189,159</u>	<u>3,189,159</u>	<u>3,985,279</u>	<u>796,120</u>	<u>5,696,607</u>
Fund balances - December 31	<u>\$ 2,267,279</u>	<u>\$ 1,300,779</u>	<u>\$ 2,646,529</u>	<u>\$ 1,345,750</u>	<u>\$ 3,985,279</u>

See the accompanying independent auditors' report.

**Park County, Colorado
Human Services Fund
Budgetary Comparison Schedule
For the Year Ended December 31, 2017
(With Comparative Actual Amounts for 2016)**

	<u>2017</u>			<u>Variance</u>	<u>2016</u>
	<u>Original Budget</u>	<u>Final Budget</u>	<u>Actual</u>	<u>Positive (Negative)</u>	<u>Actual</u>
Revenues:					
Property tax	\$ 299,805	\$ 299,805	\$ 297,408	\$ (2,397)	\$ 284,818
Specific Ownership Tax	32,809	32,809	42,295	9,486	34,688
Intergovernmental	4,343,173	4,343,173	3,730,325	(612,848)	3,853,285
Total revenues	<u>4,675,787</u>	<u>4,675,787</u>	<u>4,070,028</u>	<u>(605,759)</u>	<u>4,172,791</u>
Expenditures:					
Health and Welfare	4,756,676	4,756,676	3,974,146	782,530	4,065,693
Capital outlay	-	-	-	-	72,118
Total expenditures	<u>4,756,676</u>	<u>4,756,676</u>	<u>3,974,146</u>	<u>782,530</u>	<u>4,137,811</u>
Excess (deficiency) of revenues over expenditures	<u>(80,889)</u>	<u>(80,889)</u>	<u>95,882</u>	<u>176,771</u>	<u>34,980</u>
Other financing (uses):					
Transfers out	(150,000)	(150,000)	(150,000)	-	-
Total other financing (uses)	<u>(150,000)</u>	<u>(150,000)</u>	<u>(150,000)</u>	<u>-</u>	<u>-</u>
Net change in fund balance	(230,889)	(230,889)	(54,118)	176,771	34,980
Fund balances - January 1	<u>782,691</u>	<u>782,691</u>	<u>861,299</u>	<u>78,608</u>	<u>826,319</u>
Fund balances - December 31	<u>\$ 551,802</u>	<u>\$ 551,802</u>	<u>\$ 807,181</u>	<u>\$ 255,379</u>	<u>\$ 861,299</u>

See the accompanying independent auditors' report.

**Park County, Colorado
Sales Tax Trust Fund
Budgetary Comparison Schedule
For the Year Ended December 31, 2017
(With Comparative Actual Amounts for 2016)**

	<u>2017</u>			<u>Final Budget</u>	<u>2016</u>
	<u>Original</u>	<u>Final</u>	<u>Actual</u>	<u>Variance</u>	<u>Actual</u>
	<u>Budget</u>	<u>Budget</u>	<u>Actual</u>	<u>Positive</u>	<u>Actual</u>
				<u>(Negative)</u>	
Revenues:					
Sales tax	\$ 650,000	\$ 650,000	\$ 860,734	\$ 210,734	\$ 799,839
Interest	20,000	20,000	32,400	12,400	25,642
Total Revenues	<u>670,000</u>	<u>670,000</u>	<u>893,134</u>	<u>223,134</u>	<u>825,481</u>
Expenditures:					
Land conservation	518,120	518,120	250,019	268,101	442,257
Capital outlay	1,494,060	1,494,060	1,396,260	97,800	-
Total expenditures	<u>2,012,180</u>	<u>2,012,180</u>	<u>1,646,279</u>	<u>365,901</u>	<u>442,257</u>
Excess of revenues (deficiency) over expenditures	(1,342,180)	(1,342,180)	(753,145)	589,035	383,224
Fund balances - January 1	<u>3,797,520</u>	<u>3,797,520</u>	<u>4,160,864</u>	<u>363,344</u>	<u>3,777,640</u>
Fund balances - December 31	<u>\$ 2,455,340</u>	<u>\$ 2,455,340</u>	<u>\$ 3,407,719</u>	<u>\$ 952,379</u>	<u>\$ 4,160,864</u>

See the accompanying independent auditors' report.

OTHER SUPPLEMENTARY INFORMATION

Park County, Colorado
Combining Balance Sheet
Non-major Governmental Funds
December 31, 2017

	Special Revenue					Debt Service	Total Non-major Governmental Funds	
	Conservation Trust Fund	Grant Fund	Employee Retirement Fund	Sheriff's Seizure Program Fund	E-911 Authority Fund	1041 Fee Fund		Debt Service Fund
Assets:								
Cash and investments - Unrestricted	\$ 215,662	\$ 115,055	\$ 255,208	\$ 36,363	\$ 440,618	\$ 40,010	\$ 3,681	\$ 1,106,597
Cash and investments - Restricted	-	-	-	-	-	-	92	92
Accounts receivable	36,524	640,999	-	-	45,029	-	-	722,552
Prepays	-	-	-	-	13,150	-	-	13,150
Due from other funds	19,349	280,965	62,490	-	2,867	-	-	365,671
Property taxes receivable	-	-	204,229	-	-	-	-	204,229
Total assets	\$ 271,535	\$ 1,037,019	\$ 521,927	\$ 36,363	\$ 501,664	\$ 40,010	\$ 3,773	\$ 2,412,291
Liabilities:								
Accounts payable	\$ 25,703	\$ 247,671	\$ -	\$ 619	\$ 8,402	\$ -	\$ -	\$ 282,395
Due to other funds	32,293	515,327	262,198	-	1,085	-	-	810,903
Due to other governments	-	6,475	-	-	-	-	-	6,475
Total liabilities	57,996	769,473	262,198	619	9,487	-	-	1,099,773
Deferred Inflows of Resources								
Deferred property tax revenue	-	-	204,229	-	-	-	-	204,229
Fund balances:								
Non-Spendable	-	-	-	-	13,150	-	-	13,150
Restricted								
Debt service	-	-	-	-	-	-	3,773	3,773
Public safety	-	-	-	35,744	479,027	-	-	514,771
Recreation	213,539	-	-	-	-	-	-	213,539
Committed	-	267,546	-	-	-	40,010	-	307,556
Assigned	-	-	55,500	-	-	-	-	55,500
Total fund balances	213,539	267,546	55,500	35,744	492,177	40,010	3,773	1,108,289
Total liabilities, deferred inflows and fund balances	\$ 271,535	\$ 1,037,019	\$ 521,927	\$ 36,363	\$ 501,664	\$ 40,010	\$ 3,773	\$ 2,412,291

See the accompanying independent auditors' report.

Park County, Colorado
Combining Statement of Revenues, Expenditures and Changes in Fund Balances
Non-major Governmental Funds
For the Year Ended December 31, 2017

	Special Revenue					Debt Service	Total Non-major Governmental Funds
	Conservation Trust Fund	Grant Fund	Employee Retirement Fund	Sheriff's Seizure Program Fund	E-911 Authority Fund	1041 Fee Fund	
Revenues:							
Property tax	\$ -	\$ -	\$ 42,416	\$ -	\$ -	\$ -	\$ 42,416
Specific ownership tax	-	-	6,067	-	-	-	6,067
E911 Surcharge	-	-	-	-	271,629	-	271,629
Intergovernmental	130,033	1,123,529	-	4,221	-	-	1,257,783
Interest	3,267	-	16	-	-	151	3,434
Miscellaneous	-	1,000	-	7,918	-	-	8,918
Total revenues	<u>133,300</u>	<u>1,124,529</u>	<u>48,499</u>	<u>12,139</u>	<u>271,629</u>	<u>-</u>	<u>1,590,247</u>
Expenditures:							
General government	-	-	212,341	-	-	-	212,341
Health and welfare	-	169,062	-	-	-	-	169,062
Public safety	-	77,612	-	21,308	119,005	-	217,925
Culture and recreation	78,204	226,010	-	-	-	2,258	306,472
Capital outlay	172,148	1,136,220	-	-	-	-	1,308,368
Debt service:							
Interest	-	-	-	-	-	220,666	220,666
Total expenditures	<u>250,352</u>	<u>1,608,904</u>	<u>212,341</u>	<u>21,308</u>	<u>119,005</u>	<u>2,258</u>	<u>2,434,834</u>
Excess (deficiency) of revenues over expenditures	<u>(117,052)</u>	<u>(484,375)</u>	<u>(163,842)</u>	<u>(9,169)</u>	<u>152,624</u>	<u>(2,258)</u>	<u>(844,587)</u>
Other financing sources (uses):							
Transfers in from other funds	-	5,956	-	-	-	220,607	226,563
Total other financing sources (uses)	<u>-</u>	<u>5,956</u>	<u>-</u>	<u>-</u>	<u>-</u>	<u>220,607</u>	<u>226,563</u>
Net change in fund balances	(117,052)	(478,419)	(163,842)	(9,169)	152,624	92	(618,024)
Fund balances - January 1	<u>330,591</u>	<u>745,965</u>	<u>219,342</u>	<u>44,913</u>	<u>339,553</u>	<u>3,681</u>	<u>1,726,313</u>
Fund balances - December 31	<u>\$ 213,539</u>	<u>\$ 267,546</u>	<u>\$ 55,500</u>	<u>\$ 35,744</u>	<u>\$ 492,177</u>	<u>\$ 3,773</u>	<u>\$ 1,108,289</u>

See the accompanying independent auditors' report.

**Park County, Colorado
Conservation Trust Fund
Budgetary Comparison Schedule
For the Year Ended December 31, 2017
(With Comparative Actual Amounts for 2016)**

	<u>2017</u>			<u>Variance</u>	<u>2016</u>
	<u>Original Budget</u>	<u>Final Budget</u>	<u>Actual</u>	<u>Positive (Negative)</u>	<u>Actual</u>
Revenues:					
Intergovernmental	\$ 130,000	\$ 130,000	\$ 130,033	\$ 33	\$ 143,594
Interest	1,000	1,000	3,267	2,267	1,711
Miscellaneous	-	-	-	-	-
Total revenues	<u>131,000</u>	<u>131,000</u>	<u>133,300</u>	<u>2,300</u>	<u>145,305</u>
Expenditures:					
Culture and recreation	160,000	160,000	78,204	81,796	95,911
Capital outlay	-	100,000	172,148	(72,148)	13,836
Total expenditures	<u>160,000</u>	<u>260,000</u>	<u>250,352</u>	<u>9,648</u>	<u>109,747</u>
Excess (deficiency) of revenues over expenditures	(29,000)	(129,000)	(117,052)	11,948	35,558
Fund balances - January 1	<u>315,812</u>	<u>315,812</u>	<u>330,591</u>	<u>14,779</u>	<u>295,033</u>
Fund balances - December 31	<u>\$ 286,812</u>	<u>\$ 186,812</u>	<u>\$ 213,539</u>	<u>\$ 26,727</u>	<u>\$ 330,591</u>

See the accompanying independent auditors' report.

**Park County, Colorado
Grant Fund
Budgetary Comparison Schedule
For the Year Ended December 31, 2017
(With Comparative Actual Amounts for 2016)**

	<u>2017</u>			Final Budget Variance Positive (Negative)	<u>2016</u>
	Original Budget	Final Budget	Actual		Actual
Revenues:					
Intergovernmental	\$ 1,799,622	\$ 1,843,281	\$ 1,123,529	\$ (719,752)	\$ 1,106,565
Miscellaneous	-	-	1,000	1,000	-
Total revenues	<u>1,799,622</u>	<u>1,843,281</u>	<u>1,124,529</u>	<u>(718,752)</u>	<u>1,106,565</u>
Expenditures:					
General government	25,896	25,896	-	25,896	-
Health and welfare	137,160	180,819	169,062	11,757	56,077
Public safety	361,421	361,421	77,612	283,809	90,617
Culture and recreation	499,480	499,480	226,010	273,470	560,266
Capital outlay	1,577,226	1,577,226	1,136,220	441,006	897,914
Total expenditures	<u>2,601,183</u>	<u>2,644,842</u>	<u>1,608,904</u>	<u>1,035,938</u>	<u>1,604,874</u>
Excess (deficiency) of revenues over expenditures	<u>(801,561)</u>	<u>(801,561)</u>	<u>(484,375)</u>	<u>317,186</u>	<u>(498,309)</u>
Other financing sources					
Transfers in	<u>801,561</u>	<u>801,561</u>	<u>5,956</u>	<u>(795,605)</u>	<u>1,244,274</u>
Total financing sources	<u>801,561</u>	<u>801,561</u>	<u>5,956</u>	<u>(795,605)</u>	<u>1,244,274</u>
Net change in fund balances	-	-	(478,419)	(478,419)	745,965
Fund balances - January 1	<u>-</u>	<u>-</u>	<u>745,965</u>	<u>745,965</u>	<u>-</u>
Fund balances - December 31	<u>\$ -</u>	<u>\$ -</u>	<u>\$ 267,546</u>	<u>\$ 267,546</u>	<u>\$ 745,965</u>

See the accompanying independent auditors' report.

**Park County, Colorado
Employee Retirement Fund
Budgetary Comparison Schedule
For the Year Ended December 31, 2017
(With Comparative Actual Amounts for 2016)**

	<u>2017</u>			Final Budget Variance	<u>2016</u>
	Original Budget	Final Budget	Actual	Positive (Negative)	Actual
Revenues:					
Property taxes	\$ 42,725	\$ 42,725	\$ 42,416	\$ (309)	\$ 170,503
Specific ownership taxes	20,673	20,673	6,067	(14,606)	20,842
Interest	250	250	16	(234)	632
Total revenues	<u>63,648</u>	<u>63,648</u>	<u>48,499</u>	<u>(15,149)</u>	<u>191,977</u>
Expenditures:					
General government	215,566	230,566	212,341	18,225	218,884
Total expenditures	<u>215,566</u>	<u>230,566</u>	<u>212,341</u>	<u>18,225</u>	<u>218,884</u>
Excess of revenues (deficiency) over expenditures	(151,918)	(166,918)	(163,842)	3,076	(26,907)
Fund balances - January 1	<u>222,401</u>	<u>222,401</u>	<u>219,342</u>	<u>(3,059)</u>	<u>246,249</u>
Fund balances - December 31	<u>\$ 70,483</u>	<u>\$ 55,483</u>	<u>\$ 55,500</u>	<u>\$ 17</u>	<u>\$ 219,342</u>

See the accompanying Independent auditors' report.

Park County, Colorado
Sheriff's Seizure Program Fund
Budgetary Comparison Schedule
For the Year Ended December 31, 2017
(With Comparative Actual Amounts for 2016)

	2017			Final Budget	2016
	Original Budget	Final Budget	Actual	Variance Positive (Negative)	Actual
Revenues:					
Intergovernmental	\$ 200	\$ 200	\$ 4,221	\$ 4,021	\$ 4,978
Miscellaneous	1,250	9,341	7,918	(1,423)	33,519
Total revenues	<u>1,450</u>	<u>9,541</u>	<u>12,139</u>	<u>2,598</u>	<u>38,497</u>
Expenditures:					
Public safety	15,950	23,850	21,308	2,542	33,887
Total expenditures	<u>15,950</u>	<u>23,850</u>	<u>21,308</u>	<u>2,542</u>	<u>33,887</u>
Excess (deficiency) of revenues over expenditures	(14,500)	(14,309)	(9,169)	5,140	4,610
Fund balances - January 1	<u>41,003</u>	<u>41,003</u>	<u>44,913</u>	<u>3,910</u>	<u>40,303</u>
Fund balances - December 31	<u>\$ 26,503</u>	<u>\$ 26,694</u>	<u>\$ 35,744</u>	<u>\$ 9,050</u>	<u>\$ 44,913</u>

See the accompanying independent auditors' report.

Park County, Colorado
E-911 Authority Fund
Budgetary Comparison Schedule
For the Year Ended December 31, 2017
(With Comparative Actual Amounts for 2016)

	<u>2017</u>			Final Budget Variance Positive (Negative)	<u>2016</u>
	<u>Original Budget</u>	<u>Final Budget</u>	<u>Actual</u>		<u>Actual</u>
Revenues:					
E911 Surcharge	\$ 270,000	\$ 270,000	\$ 271,629	\$ 1,629	\$ 268,823
Total revenues	<u>270,000</u>	<u>270,000</u>	<u>271,629</u>	<u>1,629</u>	<u>268,823</u>
Expenditures:					
Public safety	157,299	157,299	119,005	38,294	86,448
Capital outlay	-	-	-	-	132,419
Total expenditures	<u>157,299</u>	<u>157,299</u>	<u>119,005</u>	<u>38,294</u>	<u>218,867</u>
Excess (deficiency) of revenues over expenditures	<u>112,701</u>	<u>112,701</u>	<u>152,624</u>	<u>39,923</u>	<u>49,956</u>
Other financing sources (uses):					
Transfers out	-	-	-	-	(280,972)
Total other financing sources (uses)	<u>-</u>	<u>-</u>	<u>-</u>	<u>-</u>	<u>(280,972)</u>
Net change in fund balances	112,701	112,701	152,624	39,923	(231,016)
Fund balances - January 1	<u>320,102</u>	<u>320,102</u>	<u>339,553</u>	<u>19,451</u>	<u>570,569</u>
Fund balances - December 31	<u>\$ 432,803</u>	<u>\$ 432,803</u>	<u>\$ 492,177</u>	<u>\$ 59,374</u>	<u>\$ 339,553</u>

See the accompanying independent auditors' report.

Park County, Colorado
1041 Fee Fund
Budgetary Comparison Schedule
For the Year Ended December 31, 2017
(With Comparative Actual Amounts for 2016)

	<u>2017</u>			<u>2016</u>
	<u>Original Budget</u>	<u>Final Budget</u>	<u>Actual</u>	<u>Variance Positive (Negative)</u>
Revenues:				<u>Actual</u>
Miscellaneous	\$ -	\$ -	\$ -	\$ -
Total revenues	<u>-</u>	<u>-</u>	<u>-</u>	<u>-</u>
Expenditures:				
Culture and recreation	5,000	5,000	2,258	2,742
Total expenditures	<u>5,000</u>	<u>5,000</u>	<u>2,258</u>	<u>2,742</u>
Excess (deficiency) of revenues over expenditures	<u>(5,000)</u>	<u>(5,000)</u>	<u>(2,258)</u>	<u>2,742</u>
Fund balances - January 1	<u>42,243</u>	<u>42,243</u>	<u>42,268</u>	<u>25</u>
Fund balances - December 31	<u>\$ 37,243</u>	<u>\$ 37,243</u>	<u>\$ 40,010</u>	<u>\$ 2,767</u>

See the accompanying independent auditors' report.

**Park County, Colorado
Capital Projects Fund
Budgetary Comparison Schedule
For the Year Ended December 31, 2017
(With Comparative Actual Amounts for 2016)**

	<u>2017</u>			<u>Final Budget</u>	<u>2016</u>
	<u>Original Budget</u>	<u>Final Budget</u>	<u>Actual</u>	<u>Variance Positive (Negative)</u>	<u>Actual</u>
Revenues:					
Interest on investments	\$ -	\$ -	\$ 69,746	\$ 69,746	\$ 2,151
Total revenues	<u>-</u>	<u>-</u>	<u>69,746</u>	<u>69,746</u>	<u>2,151</u>
Expenditures:					
General government	-	-	-	-	9,364
Capital outlay	7,475,000	7,475,000	3,699,508	3,775,492	279,806
Debt service					
Debt issuance costs	-	-	-	-	142,016
Total expenditures	<u>7,475,000</u>	<u>7,475,000</u>	<u>3,699,508</u>	<u>3,775,492</u>	<u>431,186</u>
Excess (deficiency) of revenues over expenditures	<u>(7,475,000)</u>	<u>(7,475,000)</u>	<u>(3,629,762)</u>	<u>3,845,238</u>	<u>(429,035)</u>
Other financing sources (uses):					
Debt proceeds	-	-	-	-	5,645,179
Transfers in from other funds	100,000	900,000	900,000	-	1,530,000
Transfers out to other funds	-	-	(4,076)	(4,076)	(59,139)
Total other financing sources	<u>100,000</u>	<u>900,000</u>	<u>895,924</u>	<u>(4,076)</u>	<u>7,116,040</u>
Net change in fund balances	(7,375,000)	(6,575,000)	(2,733,838)	3,841,162	6,687,005
Fund balances - January 1	<u>7,602,219</u>	<u>7,602,219</u>	<u>8,338,224</u>	<u>736,005</u>	<u>1,651,219</u>
Fund balances - December 31	<u>\$ 227,219</u>	<u>\$ 1,027,219</u>	<u>\$ 5,604,386</u>	<u>\$ 4,577,167</u>	<u>\$ 8,338,224</u>

See the accompanying independent auditors' report.

Park County, Colorado
Debt Service Fund
Budgetary Comparison Schedule
For the Year Ended December 31, 2017
(With Comparative Actual Amounts for 2016)

	<u>2017</u>			Final Budget Variance Positive (Negative)	<u>2016</u>
	<u>Original Budget</u>	<u>Final Budget</u>	<u>Actual</u>		<u>Actual</u>
Revenues:					
Interest	\$ -	\$ -	\$ 151	\$ 151	\$ 13
Total revenues	<u>-</u>	<u>-</u>	<u>151</u>	<u>151</u>	<u>13</u>
Expenditures:					
Debt service					
Interest	-	220,666	220,666	-	-
Total expenditures	<u>-</u>	<u>220,666</u>	<u>220,666</u>	<u>-</u>	<u>-</u>
Excess (deficiency) of revenues over expenditures	<u>-</u>	<u>(220,666)</u>	<u>(220,515)</u>	<u>151</u>	<u>13</u>
Other financing sources (uses):					
Transfers in from other funds	-	220,666	220,607	(59)	-
Total other financing sources (uses)	<u>-</u>	<u>220,666</u>	<u>220,607</u>	<u>(59)</u>	<u>-</u>
Net change in fund balances	-	-	92	92	13
Fund balances - January 1	<u>-</u>	<u>-</u>	<u>3,681</u>	<u>3,681</u>	<u>3,668</u>
Fund balances - December 31	<u>\$ -</u>	<u>\$ -</u>	<u>\$ 3,773</u>	<u>\$ 3,773</u>	<u>\$ 3,681</u>

See the accompanying independent auditors' report.

Park County, Colorado
Combining Statement of Net Position
Internal Service Funds
December 31, 2017

	<u>Risk Management</u>	<u>Fleet Services</u>	<u>Total Internal Service Funds</u>
Assets:			
Current assets			
Cash and cash equivalents	\$ 171,198	\$ 173,980	\$ 345,178
Due from other funds	162,624	10,534	173,158
Total current assets	<u>333,822</u>	<u>184,514</u>	<u>518,336</u>
Noncurrent assets			
Capital assets			
Vehicles	-	1,275,781	1,275,781
Accumulated depreciation	-	(917,364)	(917,364)
Total Noncurrent assets	<u>-</u>	<u>358,417</u>	<u>358,417</u>
Total assets	<u>333,822</u>	<u>542,931</u>	<u>876,753</u>
Liabilities:			
Current liabilities			
Accounts payable and accrued liabilities	374,663	37,929	412,592
Due to other funds	100,855	304,669	405,524
Total current liabilities	<u>475,518</u>	<u>342,598</u>	<u>818,116</u>
Net Position:			
Net investment in capital assets	-	358,417	358,417
Unrestricted	(141,696)	(158,084)	(299,780)
Total net position	<u>\$ (141,696)</u>	<u>\$ 200,333</u>	<u>\$ 58,637</u>

The accompanying notes are an integral part of these financial statements.

Park County, Colorado
Combining Statement of Revenues, Expenses and Changes in Net Position
Internal Service Funds
For the Year Ended December 31, 2017

	Risk Management	Fleet Services	Total Internal Service Funds
Operating revenues:			
Charges for services	\$ 2,706,386	\$ 648,215	\$ 3,354,601
Total operating revenues	<u>2,706,386</u>	<u>648,215</u>	<u>3,354,601</u>
Operating expenses:			
General government	-	508,981	508,981
Claims and administration	3,507,583	-	3,507,583
Depreciation	-	245,536	245,536
Total operating expenses	<u>3,507,583</u>	<u>754,517</u>	<u>4,262,100</u>
Operating income (loss)	<u>(801,197)</u>	<u>(106,302)</u>	<u>(907,499)</u>
Non-operating revenues (expense):			
Interest income	5,604	-	5,604
Interest expense	-	(1,319)	(1,319)
Total non-operating revenues (expense)	<u>5,604</u>	<u>(1,319)</u>	<u>4,285</u>
Income (loss) before transfers	(795,593)	(107,621)	(903,214)
Transfers in from other funds	398,857	-	398,857
Change in net position	(396,736)	(107,621)	(504,357)
Net position - January 1	<u>255,040</u>	<u>307,954</u>	<u>562,994</u>
Net position - December 31	<u>\$ (141,696)</u>	<u>\$ 200,333</u>	<u>\$ 58,637</u>

The accompanying notes are an integral part of these financial statements.

Park County, Colorado
Combining Statement of Cash Flows
Internal Service Funds
For the Year Ended December 31, 2017

	Risk Management	Fleet Services	Total Internal Service Funds
Cash flows from operating activities:			
Cash received for charges for services	\$ 2,556,386	\$ 639,653	\$ 3,196,039
Cash paid for goods and services	(3,257,422)	(432,884)	(3,690,306)
Cash paid to employees	-	(30,713)	(30,713)
Net cash used for operating activities	<u>(701,036)</u>	<u>176,056</u>	<u>(524,980)</u>
Cash flows from noncapital financing activities			
Transfers in from other funds	398,857	-	398,857
Net cash provided by noncapital financing activities	<u>398,857</u>	<u>-</u>	<u>398,857</u>
Cash flows from capital and related financing activities			
Insurance proceeds	-	9,600	9,600
Principal paid on capital debt	-	(102,522)	(102,522)
Interest paid on capital debt	-	(1,910)	(1,910)
Net cash used for capital and related financing activities	<u>-</u>	<u>(94,832)</u>	<u>(94,832)</u>
Cash flows from investing activities:			
Interest received	5,604	-	5,604
Net cash provided by investing activities	<u>5,604</u>	<u>-</u>	<u>5,604</u>
Net change in cash and cash equivalents	(296,575)	81,224	(215,351)
Cash and cash equivalents - January 1	467,773	92,756	560,529
Cash and cash equivalents - December 31	<u>\$ 171,198</u>	<u>\$ 173,980</u>	<u>\$ 345,178</u>
Reconciliation of operating loss to net cash used for operating activities:			
Operating (loss)	\$ (801,197)	\$ (106,302)	\$ (907,499)
Adjustments to reconcile operating loss to net cash used for operating activities:			
Depreciation	-	245,536	245,536
Decrease in prepaids	-	3,713	3,713
(Increase) decrease in amounts due from other funds	(150,000)	(8,562)	(158,562)
Increase (decrease) in accounts payable and accrued liabilities	149,306	10,960	160,266
Increase in amounts due to other funds	100,855	30,711	131,566
Total adjustments	<u>100,161</u>	<u>282,358</u>	<u>382,519</u>
Net cash used for operating activities	<u>\$ (701,036)</u>	<u>\$ 176,056</u>	<u>\$ (524,980)</u>

The accompanying notes are an integral part of these financial statements.

Park County, Colorado
Risk Management Internal Service Fund
Budgetary Comparison Schedule - Non US GAAP Basis
For the Year Ended December 31, 2017
(With Comparative Actual Amounts for 2016)

	<u>2017</u>			Final Budget Variance Positive (Negative)	<u>2016</u>
	<u>Original Budget</u>	<u>Final Budget</u>	<u>Actual</u>		<u>Actual</u>
Operating revenues:					
Contributions	\$ 2,840,050	\$ 2,840,050	\$ 2,706,386	\$ (133,664)	\$ 2,678,380
Total operating revenues	<u>2,840,050</u>	<u>2,840,050</u>	<u>2,706,386</u>	<u>(133,664)</u>	<u>2,678,380</u>
Operating expenses:					
Claims and administration	2,916,500	3,306,500	3,507,583	(201,083)	2,847,981
Total operating expenses	<u>2,916,500</u>	<u>3,306,500</u>	<u>3,507,583</u>	<u>(201,083)</u>	<u>2,847,981</u>
Operating income (loss)	<u>(76,450)</u>	<u>(466,450)</u>	<u>(801,197)</u>	<u>(334,747)</u>	<u>(169,601)</u>
Non-operating revenues:					
Interest	600	600	5,604	5,004	4,381
Transfer in from other funds	150,000	150,000	398,857	248,857	-
Total non-operating revenues	<u>150,600</u>	<u>150,600</u>	<u>404,461</u>	<u>253,861</u>	<u>4,381</u>
Change in net position	<u>\$ 74,150</u>	<u>\$ (315,850)</u>	<u>(396,736)</u>	<u>\$ (80,886)</u>	<u>(165,220)</u>
Net position - January 1			<u>255,040</u>		<u>420,260</u>
Net position - December 31			<u>\$ (141,696)</u>		<u>\$ 255,040</u>

See the accompanying independent auditors' report.

Park County, Colorado
Fleet Services Internal Service Fund
Budgetary Comparison Schedule - Non US GAAP Basis
For the Year Ended December 31, 2017
(With Comparative Actual Amounts for 2016)

	2017			2016	
	Original Budget	Final Budget	Actual	Final Budget Variance Positive (Negative)	Actual
Operating revenues:					
Charges for services	\$ 620,015	\$ 600,000	\$ 648,215	\$ 48,215	\$ 20,476
Total operating revenues	<u>620,015</u>	<u>600,000</u>	<u>648,215</u>	<u>48,215</u>	<u>20,476</u>
Operating expenses:					
Administrative services	432,875	517,875	508,981	8,894	512,956
Depreciation	350,000	350,000	245,536	104,464	242,836
Total operating expenses	<u>782,875</u>	<u>867,875</u>	<u>754,517</u>	<u>113,358</u>	<u>755,792</u>
Operating income (loss)	<u>(162,860)</u>	<u>(267,875)</u>	<u>(106,302)</u>	<u>161,573</u>	<u>(735,316)</u>
Non-operating revenues (expenses):					
Insurance proceeds	-	-	-	-	9,600
Sale of assets	30,000	30,000	-	(30,000)	46,702
Debt service	-	-	(102,523)	(102,523)	(101,255)
Interest on debt service	(1,832)	(1,832)	(1,319)	513	(2,514)
Capital outlay	-	-	-	-	(121,453)
Total Non-operating revenues (expenses)	<u>28,168</u>	<u>28,168</u>	<u>(103,842)</u>	<u>(132,010)</u>	<u>(168,920)</u>
Income (loss) before transfers	<u>(134,692)</u>	<u>(239,707)</u>	<u>(210,144)</u>	<u>29,563</u>	<u>(904,236)</u>
Transfers in from other funds	-	-	-	-	600,000
Excess of revenues over expenditures before reconciling items	<u>\$ (134,692)</u>	<u>\$ (239,707)</u>	<u>(210,144)</u>	<u>\$ 29,563</u>	<u>(304,236)</u>
Debt service			102,523		101,255
Capital asset additions			-		121,453
Change in net position			<u>(107,621)</u>		<u>(81,528)</u>
Net position - January 1			<u>307,954</u>		<u>389,482</u>
Net position - December 31			<u>\$ 200,333</u>		<u>\$ 307,954</u>

Park County, Colorado
Recreation Fund
Budgetary Comparison Schedule - Non US GAAP Basis
For the Year Ended December 31, 2017
(With Comparative Actual Amounts for 2016)

	<u>2017</u>			<u>Final Budget</u>	<u>2016</u>
	<u>Original</u>	<u>Final</u>	<u>Actual</u>	<u>Variance</u>	<u>Actual</u>
	<u>Budget</u>	<u>Budget</u>		<u>Positive</u>	
				<u>(Negative)</u>	
Operating revenues:					
Fee revenue	\$ 50,000	\$ 60,970	\$ 60,875	\$ (95)	\$ 53,606
Total operating revenues	<u>50,000</u>	<u>60,970</u>	<u>60,875</u>	<u>(95)</u>	<u>53,606</u>
Operating expenses					
Culture and recreation	49,950	59,708	59,688	20	52,033
Total operating expenses	<u>49,950</u>	<u>59,708</u>	<u>59,688</u>	<u>20</u>	<u>52,033</u>
Change in net position	50	1,262	1,187	(75)	1,573
Net position - January 1	<u>12,375</u>	<u>12,375</u>	<u>12,721</u>	<u>346</u>	<u>11,148</u>
Net position - December 31	<u>\$ 12,425</u>	<u>\$ 13,637</u>	<u>\$ 13,908</u>	<u>\$ 271</u>	<u>\$ 12,721</u>

See the accompanying independent auditors' report.

Park County, Colorado
Agency Fund
Treasurer, Public Trustee and Sheriff's Office
Statement of Changes in Assets and Liabilities
For the Year Ended December 31, 2017

	<u>Balance January 1 2017</u>	<u>Additions</u>	<u>Deletions</u>	<u>Balance December 31 2017</u>
Assets				
Cash and Investments - County Treasurer	\$ 433,847	\$ 24,922,977	\$ 24,773,083	\$ 583,741
Cash and Investments - Public Trustee	54,566	1,143,043	1,127,471	70,138
Cash and Investments - Sheriff's Office	22,826	248,919	233,194	38,551
Cash and Investments - Extension Office	-	9,438	4,452	4,986
Total Assets	<u>\$ 511,239</u>	<u>\$ 26,324,377</u>	<u>\$ 26,138,200</u>	<u>\$ 697,416</u>
Liabilities:				
Due to other governmental agencies	\$ 433,847	\$ 24,922,977	\$ 24,773,083	\$ 583,741
Due to Public Trustee	54,566	1,143,043	1,127,471	70,138
Due to inmates	22,826	248,919	233,194	38,551
Due to Others	-	9,438	4,452	4,986
Total Liabilities	<u>\$ 511,239</u>	<u>\$ 26,324,377</u>	<u>\$ 26,138,200</u>	<u>\$ 697,416</u>

See the accompanying independent auditors' report.

COMPLIANCE

The public report burden for this information collection is estimated to average 380 hours annually.

LOCAL HIGHWAY FINANCE REPORT		City or County: Park County
		YEAR ENDING : December 2017
This Information From The Records Of (example - City of _ or County of _ County of Park County, Colorado	Prepared By: Phone:	Cindy Gharst (719)-836-4217

I. DISPOSITION OF HIGHWAY-USER REVENUES AVAILABLE FOR LOCAL GOVERNMENT EXPENDITURE

ITEM	A. Local Motor-Fuel Taxes	B. Local Motor-Vehicle Taxes	C. Receipts from State Highway-User Taxes	D. Receipts from Federal Highway Administration
1. Total receipts available				
2. Minus amount used for collection expenses				
3. Minus amount used for nonhighway purposes				
4. Minus amount used for mass transit				
5. Remainder used for highway purposes				

II. RECEIPTS FOR ROAD AND STREET PURPOSES

III. DISBURSEMENTS FOR ROAD AND STREET PURPOSES

ITEM	AMOUNT	ITEM	AMOUNT
A. Receipts from local sources:		A. Local highway disbursements:	
1. Local highway-user taxes		1. Capital outlay (from page 2)	0
a. Motor Fuel (from Item I.A.5.)		2. Maintenance:	5,695,231
b. Motor Vehicle (from Item I.B.5.)		3. Road and street services:	
c. Total (a.+b.)		a. Traffic control operations	72,342
2. General fund appropriations		b. Snow and ice removal	33,102
3. Other local imposts (from page 2)	426,624	c. Other	444,316
4. Miscellaneous local receipts (from page 2)	86,471	d. Total (a. through c.)	549,760
5. Transfers from toll facilities		4. General administration & miscellaneous	1,040,997
6. Proceeds of sale of bonds and notes:		5. Highway law enforcement and safety	
a. Bonds - Original Issues		6. Total (1 through 5)	7,285,988
b. Bonds - Refunding Issues		B. Debt service on local obligations:	
c. Notes		1. Bonds:	
d. Total (a. + b. + c.)	0	a. Interest	
7. Total (1 through 6)	513,095	b. Redemption	
B. Private Contributions		c. Total (a. + b.)	0
C. Receipts from State government (from page 2)	5,443,038	2. Notes:	
D. Receipts from Federal Government (from page 2)	66,257	a. Interest	24,586
E. Total receipts (A.7 + B + C + D)	6,022,390	b. Redemption	50,565
		c. Total (a. + b.)	75,151
		3. Total (1.c + 2.c)	75,151
		C. Payments to State for highways	
		D. Payments to toll facilities	
		E. Total disbursements (A.6 + B.3 + C + D)	7,361,139

IV. LOCAL HIGHWAY DEBT STATUS
(Show all entries at par)

	Opening Debt	Amount Issued	Redemptions	Closing Debt
A. Bonds (Total)	0			0
1. Bonds (Refunding Portion)				
B. Notes (Total)	566,500		50,565	515,935

V. LOCAL ROAD AND STREET FUND BALANCE

	A. Beginning Balance	B. Total Receipts	C. Total Disbursements	D. Ending Balance	E. Reconciliation
	3,985,278	6,022,390	7,361,139	2,646,529	0

Notes and Comments:

Amended		STATE:	
LOCAL HIGHWAY FINANCE REPORT		Colorado	
		YEAR ENDING (mm/yy):	
		December 2017	
II. RECEIPTS FOR ROAD AND STREET PURPOSES - DETAIL			
ITEM	AMOUNT	ITEM	AMOUNT
A.3. Other local imposts:		A.4. Miscellaneous local receipts:	
a. Property Taxes and Assessments	373,486	a. Interest on investments	6,815
b. Other local imposts:		b. Traffic Fines & Penalties	
1. Sales Taxes		c. Parking Garage Fees	
2. Infrastructure & Impact Fees		d. Parking Meter Fees	
3. Liens		e. Sale of Surplus Property	8,183
4. Licenses		f. Charges for Services	43,689
5. Specific Ownership &/or Other	53,138	g. Other Misc. Receipts	27,784
6. Total (1. through 5.)	53,138	h. Other Loan proceeds	
c. Total (a. + b.)	426,624	i. Total (a. through h.)	86,471
	(Carry forward to page 1)		(Carry forward to page 1)
ITEM	AMOUNT	ITEM	AMOUNT
C. Receipts from State Government		D. Receipts from Federal Government	
1. Highway-user taxes	5,223,016	1. FHWA (from Item I.D.5.)	
2. State general funds		2. Other Federal agencies:	
3. Other State funds:		a. Forest Service	48,883
a. State bond proceeds		b. FEMA	
b. Project Match		c. HUD	
c. Motor Vehicle Registrations	113,079	d. Federal Transit Admin	
d. Other (Specify) - CPW Grant	106,943	e. U.S. Corps of Engineers	
e. Other (Specify) -		f. Other Federal - Mineral Lease	17,374
f. Total (a. through e.)	220,022	g. Total (a. through f.)	66,257
4. Total (1. + 2. + 3.f)	5,443,038	3. Total (1. + 2.g)	
			(Carry forward to page 1)
III. DISBURSEMENTS FOR ROAD AND STREET PURPOSES - DETAIL			
	ON NATIONAL HIGHWAY SYSTEM (a)	OFF NATIONAL HIGHWAY SYSTEM (b)	TOTAL (c)
A.1. Capital outlay:			
a. Right-Of-Way Costs		0	0
b. Engineering Costs			0
c. Construction:			
(1). New Facilities			0
(2). Capacity Improvements			0
(3). System Preservation			0
(4). System Enhancement & Operation			0
(5). Total Construction (1) + (2) + (3) + (4)	0	0	0
d. Total Capital Outlay (Lines 1.a. + 1.b. + 1.c.5)	0	0	0
			(Carry forward to page 1)
Notes and Comments:			