

**MONTEZUMA COUNTY, COLORADO**

Accountants' Reports  
and  
Basic Financial Statements

December 31, 2017

**E**

**RECEIVED**

Office of the State Auditor

July 25, 2018

# MONTEZUMA COUNTY, COLORADO

## TABLE OF CONTENTS December 31, 2017

<b>Independent Auditors' Report on Basic Financial Statements and Supplementary Schedule of Expenditures of Federal Awards</b>	1-2
<b>Management's Discussion and Analysis</b>	3-13
<b>Basic Financial Statements</b>	
<b>Government -Wide Financial Statements</b>	
Statement of Net Position	14
Statement of Activities	15
<b>Fund Financial Statements</b>	
Balance Sheet-Governmental Funds and the Reconciliation of the Governmental Funds Balance Sheet with the Statement of Net Position	16
Statement of Revenues, Expenditures and Changes in Fund Balance-Governmental Funds	17
Reconciliation of the Statement of Revenues, Expenditures and Changes in Fund Balance- Governmental Funds to the Statement of Activities	18
Statement of Net Position-Proprietary Funds	19
Statement of Revenues, Expenses, and Changes in Net Position-Proprietary Funds	20
Statement of Cash Flows-Proprietary Funds	21
Statement of Fiduciary Net Assets	22
<b>Notes to the Financial Statements</b>	23-40
<b>Required Supplemental Information</b>	41
Statement of Revenues, Expenditures and Changes in Fund Balance-Budget and Actual-General Fund	42-44
Statement of Revenues, Expenditures and Changes in Fund Balance-Budget and Actual- Road and Bridge Fund	45
Statement of Revenues, Expenditures and Changes in Fund Balance-Budget and Actual- Social Services Fund	46-47
<b>Other Supplementary Information</b>	48
Non Major Governmental Funds	49
Combining Balance Sheet-Nonmajor Governmental Funds	50
Combining Statement of Revenues, Expenditures and Changes in Fund Balances-Nonmajor Governmental Funds	51
Schedule of Revenues, Expenditures and Changes in Fund Balance-Budget and Actual-Public Health Fund	52
Schedule of Revenues, Expenditures and Changes in Fund Balance-Budget and Actual-Conservation Trust Fund	53

# MONTEZUMA COUNTY, COLORADO

## TABLE OF CONTENTS

December 31, 2017

Schedule of Revenues, Expenditures and Changes in Fund Balance-Budget and Actual-Ormiston Fund	54
Schedule of Revenues, Expenditures and Changes in Fund Balance-Budget and Actual-Emergency Telephone Fund	55
Schedule of Revenues, Expenditures and Changes in Fund Balance-Budget and Actual-Sheriff's Forfeiture Fund	56
Schedule of Revenues, Expenditures and Changes in Fund Balance-Budget and Actual-Revolving Loan Fund	57
Schedule of Revenues, Expenditures and Changes in Fund Balance-Budget and Actual-Lodger's Tax Fund	58
Schedule of Revenues, Expenditures and Changes in Fund Balance-Budget and Actual-Emergency Reserve Fund	59
Schedule of Revenues, Expenditures and Changes in Fund Balance-Budget and Actual-Contingent Fund	60
Schedule of Revenues, Expenditures and Changes in Fund Balance-Budget and Actual Law Enforcement Authority Fund	61
Schedule of Revenues, Expenditures and Changes in Fund Balance-Budget and Actual-Capital Fund	62
Statement of Revenues, Expenditures and Changes in Net Position-Budget and Actual-Landfill Fund	63
Statement of Revenues, Expenditures and Changes in Net Position-Budget and Actual-Fleet Fund	64
<b>Information Required by Oversight Authorities</b>	65
Independent Auditors' Report on Internal Control Over Financial Reporting and on Compliance and Other Matters Based on an Audit of Financial Statements in Accordance with Government Auditing Standards	66-67
Independent Auditors' Report on Compliance with Requirements Applicable to Each Major Program and Internal Control over Compliance in Accordance with OMB Circular A-133	68-69
Schedule of Federal Financial Assistance	70
Notes to the Schedule of Federal Financial Assistance	71
Schedule of Findings and Questioned Costs	72
Summary of Prior Audit Findings	73
Schedule of Corrective Action Plan	74
Local Highway Finance Report	75-76

Majors and Haley, P.C.  
Certified Public Accountants

P.O. Box 1478  
Cortez, CO 81321  
(970) 565-9521  
Fax: (970) 565-9441

Chris L. Majors, CPA, MT

Lori Hasty Haley, CPA

INDEPENDENT AUDITORS' REPORT

To the Board of County Commissioners  
Montezuma County, Colorado  
Cortez, Colorado 81321

**Report on the Financial Statements**

We have audited the accompanying financial statements of the governmental activities, the business-type activities, each major fund, and the aggregate remaining fund information of the Montezuma County, Colorado as of and for the year ended December 31, 2017, and the related notes to the financial statements, which collectively comprise the County's basic financial statements as listed in the table of contents.

**Management's Responsibility for the Financial Statements**

Management is responsible for the preparation and fair presentation of these financial statements in accordance with accounting principles generally accepted in the United States of America; this includes the design, implementation, and maintenance of internal control relevant to the preparation and fair presentation of financial statements that are free from material misstatement, whether due to fraud or error.

**Auditors' Responsibility**

Our responsibility is to express opinions on these financial statements based on our audit. We conducted our audit in accordance with auditing standards generally accepted in the United States of America and the standards applicable to financial audits contained in *Government Auditing Standards*, issued by the Comptroller General of the United States. Those standards require that we plan and perform the audit to obtain reasonable assurance about whether the financial statements are free of material misstatement.

An audit involves performing procedures to obtain audit evidence about the amounts and disclosures in the financial statements. The procedures selected depend on the auditors' judgment, including the assessment of the risks of material misstatement of the financial statements, whether due to fraud or error. In making those risk assessments, the auditors consider internal control relevant to the entity's preparation and fair presentation of the financial statements in order to design audit procedures that are appropriate in the circumstances, but not for the purpose of expressing an opinion on the effectiveness of the entity's internal control. Accordingly, we express no such opinion. An audit also includes evaluating the appropriateness of accounting policies used and the reasonableness of significant accounting estimates made by management, as well as evaluating the overall presentation of the financial statements.

We believe that the audit evidence we have obtained is sufficient and appropriate to provide a basis for our opinions.

**Opinions**

In our opinion, the financial statements referred to above present fairly, in all material respects, the respective financial position of the governmental activities, the business-type activities, each major fund, and the aggregate remaining fund information of the Montezuma County, Colorado, as of December 31, 2017, and the respective changes in financial position and, where applicable, cash flows thereof for the year then ended in conformity with accounting principles generally accepted in the United States of America.

## **Other matters**

### *Required Supplementary Information*

Accounting principles generally accepted in the United States of America require that the management's discussion and analysis and budgetary comparison information on pages 3 through 13 and pages 41 through 47 be presented to supplement the basic financial statements. Such information, although not a required part of the basic financial statements, is required by the Governmental Accounting Standards Board, who considers it to be an essential part of financial reporting for placing the basic financial statements in an appropriate operational, economic, or historical context. We have applied certain limited procedures to the required supplementary information in accordance with auditing standards generally accepted in the United States of America, which consisted of inquiries of management about the methods of preparing the information and comparing the information for consistency with management's responses to our inquiries, the basic financial statements, and other knowledge we obtained during our audit of the basic financial statements. We do not express an opinion or provide any assurance on the information because the limited procedures do not provide us with sufficient evidence to express an opinion or provide any assurance.

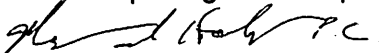
### *Other Information*

Our audit was conducted for the purpose of forming opinions on the financial statements that collectively comprise the Montezuma County, Colorado's basic financial statements. The combining non-major fund financial statements, budgetary comparison schedules, and Local Highway Finance Report are presented for purposes of additional analysis and are not a required part of the financial statements. The schedule of expenditures of federal awards is presented for purposes of additional analysis as required by Title 2 U.S. Code of Federal Regulations (CFR) Part 200, *Uniform Administrative Requirements, Cost Principles, and Audit Requirements for Federal Awards*, and is also not a required part of the basic financial statements.

The combining non-major fund financial statements, budgetary comparison schedules, Local Highway Finance Report and the schedule of expenditures of federal awards are the responsibility of management and were derived from and relates directly to the underlying accounting and other records used to prepare the basic financial statements. Such information has been subjected to the auditing procedures applied in the audit of the basic financial statements and certain additional procedures, including comparing and reconciling such information directly to the underlying accounting and other records used to prepare the basic financial statements themselves, and other additional procedures in accordance with auditing standards generally accepted in the United States of America. In our opinion, the combining non-major fund financial statements, budgetary comparison schedules, Local Highway Finance Report and the schedule of expenditures of federal awards are fairly stated in all material respects in relation to the basic financial statements as a whole.

### **Other Reporting Required by Government Auditing Standards**

In accordance with *Government Auditing Standards*, we have also issued our report dated June 19, 2018, on our consideration of the Montezuma County, Colorado's internal control over financial reporting and on our tests of its compliance with certain provisions of laws, regulations, contracts, and grant agreements and other matters. The purpose of that report is to describe the scope of our testing on internal control over financial reporting or on compliance. That report is an integral part of an audit performed in accordance with *Government Auditing Standards* in considering the Montezuma County, Colorado's internal control over financial reporting and compliance.



Majors and Haley, P.C.  
June 19, 2018

## **MONTEZUMA COUNTY, COLORADO**

### **MANAGEMENT'S DISCUSSION AND ANALYSIS (UNAUDITED) For the Year Ended December 31, 2017**

#### ***FINANCIAL HIGHLIGHTS***

Key financial highlights for the County in 2017 are as follows:

- In total, net position increased \$3,101,191. Net position of governmental activities increased \$3,129,565 which represents a 6.5 percent increase from 2016. Net position of business type activities decreased \$28,374 or 2.1 percent from 2016.
- General revenues accounted for \$15,003,085 in revenue or 37 percent of all revenues. Program specific revenues in the form of charges for services, grants and contributions accounted for \$25,478,277 or 63 percent of total revenues of \$40,481,362.
- Governmental activities total assets increased by \$24,000. Total liabilities increased by \$2,261,064. Deferred inflows of resources decreased by \$844,501.
- The County incurred \$35,980,187 in expenses related to government activities. \$24,106,667 of these expenses were offset by program specific charges for services, grants and contributions. General revenues (primarily mineral leasing and property taxes) of \$15,003,085 were adequate to cover the balance of the costs of these programs.
- Among the major funds, the General Fund had \$13,206,371 in revenues including net transfers, and \$12,115,820 in expenditures. It's fund balance increased by \$1,090,551 from \$13,790,717 to \$14,881,268.
- Net position of the Enterprise Fund decreased from \$1,340,904 to \$1,312,530.

# MONTEZUMA COUNTY, COLORADO

## MANAGEMENT'S DISCUSSION AND ANALYSIS (UNAUDITED) For the Year Ended December 31, 2017

### **OVERVIEW OF THE FINANCIAL STATEMENTS**

This annual report consists of four parts: management's discussion and analysis, the basic financial statements, required supplementary information, and supplementary information. The basic financial statements include two kinds of statements that present different views of the County.

- The first two statements are County-wide financial statements that provide both short-term and long-term information about the County's overall financial status.
- The remaining statements are fund financial statements that focus on individual parts of the County, reporting the County's operations in more detail than the County-wide statements.
- The governmental funds statements tell how basic services such as public works were financed in the short-term as well as what remains for future spending.
- Proprietary funds statements offer short-term and long-term financial information about the activities the County operates like businesses, such as landfill services.
- Fiduciary funds statements provide information about the financial relationships in which the County acts solely as a trustee or agent for the benefit of others.

The financial statements also include notes that explain some of the information in the statements and provide more detailed data. The statements are followed by a section of required supplemental information that further explains and supports the financial statements with a comparison of the County's budget for the year.

#### ***County-wide Statements***

The County-wide statements report information about the County as a whole using accounting methods similar to those used by private companies. The statement of net position includes all of the County's assets and liabilities. All of

# MONTEZUMA COUNTY, COLORADO

## MANAGEMENT'S DISCUSSION AND ANALYSIS (UNAUDITED) For the Year Ended December 31, 2017

the current year's revenues and expenses are accounted for in the statement of activities regardless of when cash is received or paid.

The two County-wide statements report the County's net position and how it has changed. Net position (the difference between the County's assets and liabilities) is one way to measure the County's financial position.

- Over time, increases or decreases in the County's net position is an indicator of whether its financial position is improving or deteriorating.
- To assess the County's overall health, you need to consider additional non-financial factors such as changes in the County's property tax base and the condition of county facilities.

In the County-wide financial statements, the County's activities are divided into two categories:

- **Governmental activities-** Most of the County's basic services are included here, such as general government, public safety, public health, public works, and culture and recreation. These activities are financed mainly through property taxes and grants.
- **Business-type activities-** The County charges fees to help cover the costs of certain services it provides. The County's landfill facility is included here.

### ***Fund Financial Statements***

The fund financial statements provide more detailed information about the County's funds, focusing on its most significant or "major" funds, not the County as a whole. Funds are accounting devices the County uses to keep track of specific sources of funding and spending on particular programs. Some funds are required to be established by state law. However, the County establishes many other funds to help it manage and control its finances to achieve certain results.

The County uses three types of funds:

- **Governmental funds-** Most of the County's basic services are included in governmental funds, which focus on how money flows into and out of those funds and the balances left at year-end that are available for

## MONTEZUMA COUNTY, COLORADO

### MANAGEMENT'S DISCUSSION AND ANALYSIS (UNAUDITED) For the Year Ended December 31, 2017

spending. These funds are reported using the modified accrual basis of accounting, which measures cash and all other financial assets that can readily be converted to cash. The governmental fund statements provide a detailed short-term view of the County's general operations and the services it provides. Governmental fund information helps one determine whether there are more or fewer financial resources that can be spent in the near future to finance the County's programs. Because this information does not encompass the additional long-term focus of the County-wide statements, additional information at the bottom of the governmental funds statements explains the relationship (or difference) between them.

- **Proprietary funds-** Services for which the County charges a fee are generally reported in proprietary funds. Proprietary funds are reported in the same way as the County-wide financial statements. The County's enterprise funds (one type of proprietary fund) are the same as its business-type activities but provide more detail and additional information such as cash flow analysis. The County uses an enterprise fund to account for its landfill operations

The other type of proprietary fund is an internal service fund. Internal service funds are used to accumulate and allocate costs internally among the County's various functions. The County uses an internal service fund to account its internal fleet costs.

- **Fiduciary funds-** The County is the agent, or fiduciary, for assets that belong to others, such as the Agency Fund. The County is responsible for ensuring that the assets reported in this fund are used only for their intended purposes and by those to whom the assets belong. The County excludes these activities from the County-wide financial statements because it cannot use these assets to finance its operations.

### **FINANCIAL ANALYSIS OF THE COUNTY AS A WHOLE**

Total assets increased by \$405,805. Total liabilities decreased by \$1,850,885. Deferred inflows of resources decreased by \$844,501.

The County's combined net position was larger on December 31, 2017 than it was at December 31, 2016, increasing by 6.26 percent to \$52,677,851. All of the increase came from its governmental activities, the net position of which

**MONTEZUMA COUNTY, COLORADO**

MANAGEMENT'S DISCUSSION AND ANALYSIS  
(UNAUDITED)  
For the Year Ended December 31, 2017

increased \$3,129,565 to \$51,365,321. The net position of the County's business type activities decreased \$28,374 to \$1,312,530.

Table 1 provides a summary of the County's net position for 2017 compared to 2016:

**Table 1**  
**Condensed Statement of Net Position**  
**(In millions)**

	Governmental Activities		Business-type Activities		Total County	
	2017	2016	2017	2016	2017	2016
<b>Assets</b>						
Current assets	\$ 40.031	\$ 46.051	\$ 0.621	\$ 0.387	\$ 40.652	\$ 46.438
Capital assets	22.481	16.437	2.334	2.186	24.815	18.623
<b>Total assets</b>	<b>62.512</b>	<b>62.488</b>	<b>2.955</b>	<b>2.573</b>	<b>65.467</b>	<b>65.061</b>
<b>Liabilities</b>						
Current liabilities	2.103	4.134	1.642	1.232	3.745	5.366
Noncurrent liabilities	0.697	0.093			0.697	0.093
Deferred inflows of resources	8.347	9.192			8.347	9.192
<b>Net Position</b>						
Invested in capital	20.995	14.659	1.313	1.341	22.308	16.000
Nonspendable	0.050	0.050			0.050	0.050
Restricted	10.676	10.692			10.676	10.692
Unrestricted	19.644	22.835			19.644	22.835
<b>Total net position</b>	<b>\$ 51.365</b>	<b>\$ 48.236</b>	<b>\$ 1.313</b>	<b>\$ 1.341</b>	<b>\$ 52.678</b>	<b>\$ 49.577</b>

**MONTEZUMA COUNTY, COLORADO**

MANAGEMENT'S DISCUSSION AND ANALYSIS  
(UNAUDITED)  
For the Year Ended December 31, 2017

Table 2 shows the changes in net position for fiscal year 2017 compared to 2016.

**Table 2**  
**Changes in Net Position**  
**(In millions)**

	Governmental Activities		Business-type Activities		Total County	
	2017	2016	2017	2016	2017	2016
Revenues						
Program revenues						
Charges for services	\$ 4.243	\$ 2.562	\$ 1.372	\$ 1.107	\$ 5.615	\$ 3.669
Operating grants	17.904	18.341			17.904	18.341
Capital grants	1.960	1.139			1.960	1.139
General revenues						
Property taxes	9.980	11.874			9.980	11.874
Mineral leasing	1.716	2.414			1.716	2.414
Other	3.306	3.131		0.013	3.306	3.144
Total revenues	<u>39.109</u>	<u>39.461</u>	<u>1.372</u>	<u>1.120</u>	<u>40.481</u>	<u>40.581</u>
Expenses						
General government	4.440	4.561			4.440	4.561
Public safety	7.283	7.117			7.283	7.117
Public works	7.990	7.652	1.400	1.151	9.390	8.803
Public health and welfare	15.593	14.604			15.593	14.604
Culture and recreation	0.518	0.745			0.518	0.745
Depreciation-unallocated	0.156	0.143			0.156	0.143
Total expenses	<u>35.980</u>	<u>34.822</u>	<u>1.400</u>	<u>1.151</u>	<u>37.380</u>	<u>35.973</u>
Increase (decrease) in net position	<u>\$ 3.129</u>	<u>\$ 4.639</u>	<u>\$ (0.028)</u>	<u>\$ (0.031)</u>	<u>\$ 3.101</u>	<u>\$ 4.608</u>

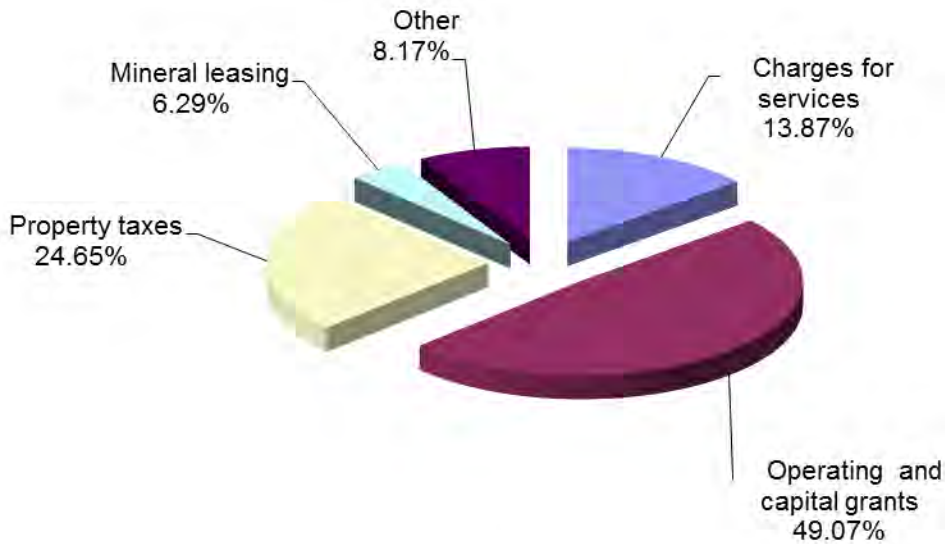
**MONTEZUMA COUNTY, COLORADO**

**MANAGEMENT’S DISCUSSION AND ANALYSIS  
(UNAUDITED)  
For the Year Ended December 31, 2017**

Operating and capital grants and property taxes accounted for most of the County’s total revenue, with each contributing 49.07 percent and 24.65 percent respectively (See Table 3). Another 13.87 percent came from charges for services and the remainder from mineral leasing, and other sources.

The County’s expenses are predominately related to public health and welfare, (41.7 percent), public works (25.1 percent) and public safety (19.5 percent) (See Table 4). The County’s general government activities accounted for 11.9 percent of total costs.

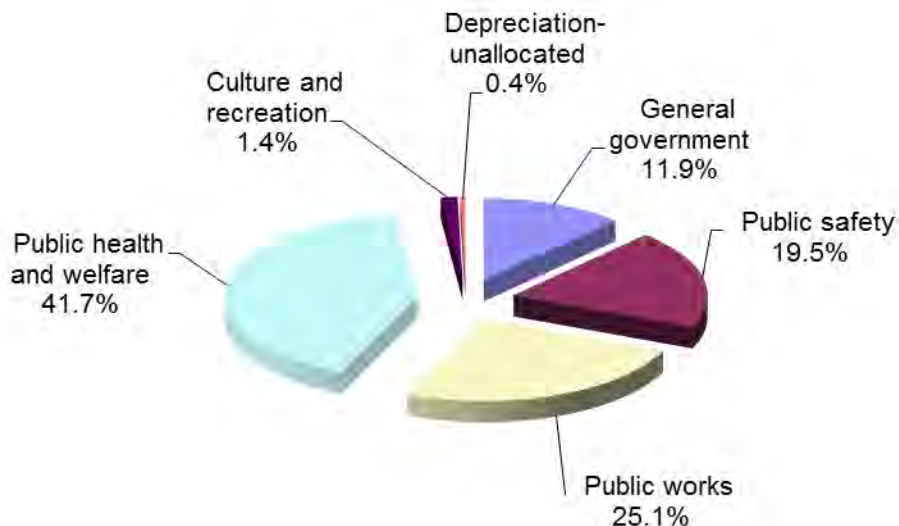
**Table 3**  
**Sources of Revenue for Fiscal Year 2017**



# MONTEZUMA COUNTY, COLORADO

## MANAGEMENT'S DISCUSSION AND ANALYSIS (UNAUDITED) For the Year Ended December 31, 2017

**Table 4**  
**Expenses for Fiscal Year 2017**



### **Governmental Activities**

The primary sources of operating revenue for the County come from operating grants and general property taxes. The County receives approximately 74 percent of this funding from these sources while the remaining amounts come from charges for services and other general revenues.

The statement of activities shows the cost of program services and the charges for services and grants offsetting those service costs. Table 5 shows, for governmental activities, the total cost of services and net cost of services. That is, it identifies the cost of these services supported by general revenues including general property taxes and sales taxes.

**MONTEZUMA COUNTY, COLORADO**

MANAGEMENT'S DISCUSSION AND ANALYSIS  
(UNAUDITED)  
For the Year Ended December 31, 2017

**Table 5**  
**Government Activities**  
**(In millions)**

	Total Cost of Services		Net Cost of Services	
	2017	2016	2017	2016
General government	\$ 4.440	\$ 4.561	\$ 3.549	\$ 3.671
Public safety	7.283	7.117	4.114	4.666
Public works	7.990	7.652	2.994	3.186
Public health and welfare	15.593	14.604	0.929	0.916
Culture and recreation	0.518	0.745	0.131	0.198
Depreciation-unallocated	0.156	0.143	0.156	0.143
<b>Total</b>	<b>\$ 35.980</b>	<b>\$ 34.822</b>	<b>\$ 11.873</b>	<b>\$ 12.780</b>

- The cost of all governmental activities during the year was \$35.980 million.
- Some of the cost was financed by the users of the County's programs (\$4.243 million)
- Federal and state government subsidized certain programs with grants and contributions (\$19.864 million).
- However, \$15.003 million was financed by state and county taxpayers. This portion of governmental activities was financed with \$9.980 million in property taxes, \$1.716 million in mineral leasing and \$3.306 million in other general revenues.

**Business-type Activities**

Business-type activities are made up of the Landfill Fund. This program had revenues of \$1.372 million and expenses of \$1.400 million. Business-type activities receive no support from tax revenue.

## **MONTEZUMA COUNTY, COLORADO**

### **MANAGEMENT'S DISCUSSION AND ANALYSIS (UNAUDITED) For the Year Ended December 31, 2017**

#### ***FINANCIAL ANALYSIS OF THE COUNTY'S FUNDS***

Information about the County's major funds starts on page 16. These funds are accounted for using the modified accrual basis of accounting. All governmental funds have total revenues of \$39.110 million and expenditures of \$42.316 million.

#### ***General Fund Budgetary Highlights***

The County's budget is prepared according to Colorado law and is based on accounting for certain transactions on a basis of cash receipts and disbursements. The most significant budgeted fund is the General Fund.

Over the course of the year, the County revised the annual operating budget by making an increase in appropriations.

- Increases in appropriations were due primarily to increases in expenditures that were not foreseen at the time of the original budget.
- Actual expenditures were \$738,100 under budget, primarily because the County closely monitored expenditures in an effort to remain below budget levels.

#### ***CAPITAL ASSET ADMINISTRATION***

By the end of 2017, the County has invested \$42.132 million in land, buildings, and equipment (including vehicles), of this total \$36.719 million was from governmental activities.

Table 6 shows capital assets for 2017 compared to 2016:

**MONTEZUMA COUNTY, COLORADO**

MANAGEMENT'S DISCUSSION AND ANALYSIS  
(UNAUDITED)  
For the Year Ended December 31, 2017

**Table 6**  
**Capital Assets at December 31**  
**(In millions)**

	<u>Governmental Activities</u>		<u>Business-Type Activities</u>		<u>Total County</u>	
	<u>2017</u>	<u>2016</u>	<u>2017</u>	<u>2016</u>	<u>2017</u>	<u>2016</u>
Land	\$ 1.344	\$ 1.323			\$ 1.344	\$ 1.323
Infrastructure	1.859	1.859			1.859	1.859
Buildings	22.488	15.577			22.488	15.577
Equipment	11.028	10.773	\$ 5.413	\$ 5.021	16.441	15.794
Total	<u>\$ 36.719</u>	<u>\$ 29.532</u>	<u>\$ 5.413</u>	<u>\$ 5.021</u>	<u>\$ 42.132</u>	<u>\$ 34.553</u>

Additional information on the County's capital assets can be found in the Notes to the Financial Statements on page 33 of this report.

***FACTORS BEARING ON THE COUNTY'S FUTURE***

At the time these financial statements were prepared and audited, the County is not aware of any existing circumstances that could significantly affect its financial health in the future.

***CONTACTING THE COUNTY'S FINANCIAL MANAGEMENT***

This financial report is designed to provide the County's citizens, taxpayers, and creditors with a general overview of the County's finances and to demonstrate the County's accountability for the money it receives. If you have questions about this report or need additional financial information, contact the Montezuma County Administration Office, 109 W Main, Room 302 Cortez, Colorado 81321.

**MONTEZUMA COUNTY, COLORADO**  
Statement of Net Position

December 31, 2017

	Governmental Activities	Business-type Activities	Total
<b>Assets</b>			
Cash	\$ 29,615,407	\$ 577,515	\$ 30,192,922
Property taxes receivable	8,347,308		8,347,308
Due from other funds	377,468	43,500	420,968
Other receivables	892,385		892,385
Due from state	214,827		214,827
Due from other governments	533,557		533,557
Inventory	50,000		50,000
Capital assets	36,718,635	5,413,380	42,132,015
Accumulated depreciation	(14,237,770)	(3,079,851)	(17,317,621)
Total capital assets, net of depreciation	<u>22,480,865</u>	<u>2,333,529</u>	<u>24,814,394</u>
<b>Total Assets</b>	<u>62,511,817</u>	<u>2,954,544</u>	<u>65,466,361</u>
<b>Liabilities</b>			
Accounts payable	685,587	35,817	721,404
Accrued closure costs		1,185,229	1,185,229
Due to other funds		420,968	420,968
Due to other governments	97,693		97,693
Trusts payable	140		140
Payments in arrears	842,178		842,178
Unearned revenue	225,999		225,999
Long-term liabilities			
Due in one year	250,971		250,971
Due in more than one year	696,620		696,620
<b>Total Liabilities</b>	<u>2,799,188</u>	<u>1,642,014</u>	<u>4,441,202</u>
<b>Deferred Inflows of Resources</b>			
Unearned property tax revenue	<u>8,347,308</u>		<u>8,347,308</u>
<b>Net Position</b>			
Net investment in capital assets	20,994,743	1,312,530	22,307,273
Nonspendable			
Inventories	50,000		50,000
Restricted			
Cancer treatments	38,601		38,601
TABOR	772,119		772,119
Roads and bridges	7,455,548		7,455,548
Public health and welfare	2,409,917		2,409,917
Unrestricted	19,644,393		19,644,393
<b>Total Net Position</b>	<u>\$ 51,365,321</u>	<u>\$ 1,312,530</u>	<u>\$ 52,677,851</u>

The accompanying notes are an integral part of this statement.

**MONTEZUMA COUNTY, COLORADO**  
Statement of Activities

For the Year Ended December 31, 2017

	Program Revenues			Net (Expenses) Revenue And Changes in Net Position			
	Expenses	Charges for Services	Operating Grants and Contributions	Capital Grants and Contributions	Governmental Activities	Business- type Activities	Total
<b>Governmental Activities</b>							
General government	\$ 4,439,889	\$ 890,627			\$ (3,549,262)		\$ (3,549,262)
Public safety	7,283,012	723,959	\$ 484,863	\$ 1,960,361	(4,113,829)		(4,113,829)
Public works	7,990,189	2,017,873	2,978,024		(2,994,292)		(2,994,292)
Public health and welfare	15,593,025	514,285	14,149,449		(929,291)		(929,291)
Culture and recreation	517,725	95,994	291,232		(130,499)		(130,499)
Depreciation-unallocated	156,347				(156,347)		(156,347)
<b>Total Governmental Activities</b>	<u>35,980,187</u>	<u>4,242,738</u>	<u>17,903,568</u>	<u>1,960,361</u>	<u>(11,873,520)</u>		<u>(11,873,520)</u>
<b>Business-Type Activities</b>							
County landfill	1,399,984	1,371,610				\$ (28,374)	(28,374)
<b>Total Business-Type Activities</b>	<u>1,399,984</u>	<u>1,371,610</u>				<u>(28,374)</u>	<u>(28,374)</u>
<b>Total County</b>	<u>\$ 37,380,171</u>	<u>\$ 5,614,348</u>	<u>\$ 17,903,568</u>	<u>\$ 1,960,361</u>	<u>(11,873,520)</u>	<u>(28,374)</u>	<u>(11,901,894)</u>

**General Revenues**

Property Tax for general purposes	9,980,124	9,980,124
Specific Ownership Tax for general purposes	1,037,689	1,037,689
Delinquent Tax and Interest	933,951	933,951
Lodgers Tax	161,002	161,002
Severance Tax	140,272	140,272
Intergovernmental		
Motor Vehicle License Fees	93,502	93,502
Mineral Leasing	1,716,288	1,716,288
Payment in Lieu of Taxes	178,111	178,111
Tobacco Taxes	6,536	6,536
Earnings on investments	267,606	267,606
Reimbursements	187,402	187,402
Royalties	217,901	217,901
Asset sales	20,484	20,484
Miscellaneous	62,217	62,217

**Total General Revenues**

15,003,085      -      15,003,085

**Changes in Net Position**

3,129,565      (28,374)      3,101,191

Net Position Beginning of the Year

48,235,756      1,340,904      49,576,660

**Net Position End of the Year**

\$ 51,365,321      \$ 1,312,530      \$ 52,677,851

The accompanying notes are an integral part of this statement.

**MONTEZUMA COUNTY, COLORADO**

Balance Sheet  
Governmental Funds

December 31, 2017

	General Fund	Road and Bridge Fund	Social Services Fund	Capital Fund	Other Governmental Funds	Total Governmental Funds
<b>Assets</b>						
Cash-unrestricted	\$ 15,190,188	\$ 5,128,104	\$ 2,336,247	\$ 1,827,273	\$ 3,652,305	\$ 28,134,117
Property taxes receivable	6,698,590	1,250,152	398,566			8,347,308
Due from other funds		2,000,000		377,468		2,377,468
Other receivables	50,207		842,178			892,385
Due from state			214,827			214,827
Due from other governments	20,755	453,013	39,001		20,788	533,557
Inventory		50,000				50,000
<b>Total Assets</b>	<b>\$ 21,959,740</b>	<b>\$ 8,881,269</b>	<b>\$ 3,830,819</b>	<b>\$ 2,204,741</b>	<b>\$ 3,673,093</b>	<b>\$ 40,549,662</b>
<b>Liabilities</b>						
Accounts payable	\$ 340,395	\$ 125,569		\$ 56,750	\$ 143,052	\$ 665,766
Trusts payable			\$ 140			140
Payments in arrears			842,178			842,178
Due to other governments	39,487		58,206			97,693
Unearned revenue			121,812		104,187	225,999
<b>Total Liabilities</b>	<b>379,882</b>	<b>125,569</b>	<b>1,022,336</b>	<b>56,750</b>	<b>247,239</b>	<b>1,831,776</b>
<b>Deferred inflows of resources</b>						
Deferred property tax revenues	6,698,590	1,250,152	398,566			8,347,308
<b>Fund Balances</b>						
Nonspendable						
Inventories		50,000				50,000
Restricted						
TABOR	50,000				722,119	772,119
Cancer treatments					38,601	38,601
Roads and bridges		7,455,548				7,455,548
Public health and welfare			2,409,917			2,409,917
Unrestricted						
Assigned for future year's expenditures	14,831,268			2,147,991	2,665,134	19,644,393
<b>Total Fund Balances</b>	<b>14,881,268</b>	<b>7,505,548</b>	<b>2,409,917</b>	<b>2,147,991</b>	<b>3,425,854</b>	<b>30,370,578</b>
<b>Total Liabilities, Deferred inflows of resources and Fund Balances</b>	<b>\$ 21,959,740</b>	<b>\$ 8,881,269</b>	<b>\$ 3,830,819</b>	<b>\$ 2,204,741</b>	<b>\$ 3,673,093</b>	<b>\$ 40,549,662</b>

**Reconciliation of the Governmental Funds Balance Sheet with the Statement of Net Position**

**Total Fund Balance Governmental Funds** \$ 30,370,578

Amounts reported for governmental activities in the Statement of Net Position are different because

Capital assets used in governmental activities are not financial resources and therefore are not reported as assets in governmental funds.

Capital assets	\$ 33,732,230
Accumulated depreciation	<u>(12,460,353)</u>

Long term liabilities are not due and payable in the current period and therefore, they are not reported in the governmental funds balance sheet. 21,271,877

Due in one year	(250,971)
Due in more than one year	<u>(696,620)</u>
	(947,591)

The internal service fund is used by the County to account for the internal transportation costs of the County. The assets and liabilities of the internal service fund are included with the governmental activities 670,457

**Total Net Position Governmental Activities** \$ 51,365,321

The accompanying notes are an integral part of this statement.

**MONTEZUMA COUNTY, COLORADO**  
Statement of Revenues, Expenditures, and Changes in Fund Balances  
Governmental Funds

For the Year Ended December 31, 2017

	General Fund	Road and Bridge Fund	Social Services Fund	Capital Fund	Other Governmental Funds	Total Governmental Funds
<b>Revenues</b>						
Taxes	\$ 7,499,850	\$ 1,960,680	\$ 991,939	\$	\$ 1,082,166	\$ 11,534,635
Intergovernmental revenues	1,686,653	3,643,622	11,748,318	\$ 2,674,614	2,098,623	21,851,830
Charges for services	260,759	2,017,873			609,008	2,887,640
Fines and forfeitures	37,191					37,191
Earnings on investments	238,273				8,597	246,870
Fee accounts	1,333,120					1,333,120
Other	1,159,332	40,473		18,661		1,218,466
<b>Total Revenues</b>	<b>12,215,178</b>	<b>7,662,648</b>	<b>12,740,257</b>	<b>2,693,275</b>	<b>3,798,394</b>	<b>39,109,752</b>
<b>Expenditures</b>						
General government	4,240,695			201,898	147,027	4,589,620
Public safety	6,741,065			6,752,248	148,497	13,641,810
Public works		7,724,828				7,724,828
Public health and welfare	620,609		12,617,852	65,678	2,342,945	15,647,084
Culture and recreation	335,807			115,564		451,371
<b>Total Expenditures</b>	<b>11,938,176</b>	<b>7,724,828</b>	<b>12,617,852</b>	<b>7,135,388</b>	<b>2,638,469</b>	<b>42,054,713</b>
<b>Excess revenues over (under) expenditures</b>	<b>277,002</b>	<b>(62,180)</b>	<b>122,405</b>	<b>(4,442,113)</b>	<b>1,159,925</b>	<b>(2,944,961)</b>
<b>Other Financing Sources (Uses)</b>						
Transfers in (out)	991,193	2,312	5,533	(5,102)	(994,061)	(125)
Debt service principal	(163,803)	(77,844)				(241,647)
Debt service interest	(13,841)	(5,843)				(19,684)
<b>Total Other Financing Sources (Uses)</b>	<b>813,549</b>	<b>(81,375)</b>	<b>5,533</b>	<b>(5,102)</b>	<b>(994,061)</b>	<b>(261,456)</b>
<b>Net Change in Fund Balances</b>	<b>1,090,551</b>	<b>(143,555)</b>	<b>127,938</b>	<b>(4,447,215)</b>	<b>165,864</b>	<b>(3,206,417)</b>
Fund Balances beginning of the year	13,790,717	7,649,103	2,281,979	6,595,206	3,259,990	33,576,995
<b>Fund Balances end of the year</b>	<b>\$ 14,881,268</b>	<b>\$ 7,505,548</b>	<b>\$ 2,409,917</b>	<b>\$ 2,147,991</b>	<b>\$ 3,425,854</b>	<b>\$ 30,370,578</b>

The accompanying notes are an integral part of this statement.

**MONTEZUMA COUNTY, COLORADO**

Reconciliation of the Statement of Revenues, Expenditures, and Changes in Fund Balances of  
Governmental Funds to the Statement of Activities

For the Year Ended December 31, 2017

**Net Change in Fund Balances Governmental Funds** \$ (3,206,417)

Amounts reported for governmental activities in the Statement of Activities are different because

Governmental funds report capital outlay as expenditures. However, in the Statement of Activities, the cost of those assets is allocated over their estimated useful lives as depreciation expense. This is the amount by which depreciation exceeded capital outlay in the current period.

Capital asset purchases capitalized	\$ 7,137,544	
Depreciation expense	(956,258)	
		6,181,286

The change in net position of the internal service fund is reported with governmental activities (64,923)

Repayment of debt principal is an expenditure in the governmental funds but the repayment reduces long term liabilities in the Statement of Net Position

Principal payments on capital leases	241,647	
Increase in accrued compensated absences	(22,028)	
		219,619

**Change in Net Position of Governmental Activities** \$ 3,129,565

The accompanying notes are an integral part of this statement.

**MONTEZUMA COUNTY, COLORADO**

Statement of Net Position  
Proprietary Funds

December 31, 2017

	<u>Landfill Fund Enterprise Fund</u>	<u>Fleet Fund Internal Service Fund</u>
<b>Assets</b>		
<b>Current Assets</b>		
Cash	\$ 577,515	\$ 1,481,290
Due from other funds	43,500	
<b>Total Current Assets</b>	<u>621,015</u>	<u>1,481,290</u>
<b>Noncurrent Assets</b>		
Capital Assets	5,413,380	2,986,405
Accumulated Depreciation	(3,079,851)	(1,777,417)
<b>Total Noncurrent Assets</b>	<u>2,333,529</u>	<u>1,208,988</u>
<b>Total Assets</b>	<u>2,954,544</u>	<u>2,690,278</u>
<b>Liabilities</b>		
<b>Current Liabilities</b>		
Accounts payable	35,817	19,821
Due to other funds	420,968	2,000,000
Accrued closure costs	1,185,229	
<b>Total Current Liabilities</b>	<u>1,642,014</u>	<u>2,019,821</u>
<b>Net Position</b>		
Net investment in capital assets	1,312,530	670,457
<b>Total Net Position</b>	<u>\$ 1,312,530</u>	<u>\$ 670,457</u>

The accompanying notes are an integral part of this statement.

**MONTEZUMA COUNTY, COLORADO**

Statement of Revenues, Expenses, and Changes in Net Position  
Proprietary Funds

For the Year Ended December 31, 2017

	<u>Landfill Fund Enterprise Fund</u>	<u>Fleet Fund Internal Service Fund</u>
<b>Operating Revenues</b>		
Landfill fees	\$ 1,371,610	
Fleet fees		\$ 544,146
<b>Total Operating Revenues</b>	<u>1,371,610</u>	<u>544,146</u>
<b>Operating Expenses</b>		
Salaries	365,366	170,269
Employee benefits	111,299	51,476
Other operating expenses	169,087	137,818
Professional fees	91,107	3,469
Utilities	26,368	6,598
Insurance and bonds	31,055	1,662
Repairs and maintenance	102,532	
Depreciation	244,308	264,975
<b>Total Operating Expenses</b>	<u>1,141,122</u>	<u>636,267</u>
Operating income (loss)	<u>230,488</u>	<u>(92,121)</u>
<b>Non-Operating Revenue (Expense)</b>		
Increase in accrued closure costs	(253,337)	
Gain on sale of assets		27,073
Interfund loan interest	(5,525)	
<b>Total Non-Operating Revenue (Expense)</b>	<u>(258,862)</u>	<u>27,073</u>
Income (loss) before capital contributions and transfers	(28,374)	(65,048)
Transfers in		<u>125</u>
Change in net position	(28,374)	(64,923)
Net position beginning of the year	1,340,904	735,380
<b>Net position end of the year</b>	<u>\$ 1,312,530</u>	<u>\$ 670,457</u>

The accompanying notes are an integral part of this statement.

**MONTEZUMA COUNTY, COLORADO**

Statement of Cash Flows  
Proprietary Funds

For the Year Ended December 31, 2017

	Landfill Fund Enterprise Fund	Fleet Fund Internal Service Fund
<b>Cash Flows from Operating Activities</b>		
Cash received from customers	\$ 1,371,610	
Cash received from interfund services		\$ 544,146
Cash payments to employees for services	(476,665)	(221,745)
Cash payments to suppliers for goods and services	(408,050)	(139,189)
<b>Net Cash Flows provided (used) by Operating Activities</b>	<u>486,895</u>	<u>183,212</u>
<b>Cash Flows from Capital and Related Financing Activities</b>		
Purchase of equipment	(391,940)	(127,863)
Proceeds from sale of equipment		27,073
Proceeds from interfund borrowing	235,000	
Repayment of interfund borrowing	(95,782)	
<b>Net Cash Flows provided (used) by Capital and Related Financing Activities</b>	<u>(252,722)</u>	<u>(100,790)</u>
<b>Cash Flows from Noncapital Financing Activities</b>		
Loans to other funds	(43,500)	
Transfers in		125
<b>Net increase (decrease) in cash and cash equivalents</b>	190,673	82,547
Cash and cash equivalents beginning of the year	386,842	1,398,743
<b>Cash and cash equivalents end of the year</b>	<u>\$ 577,515</u>	<u>\$ 1,481,290</u>
<b>Reconciliation of operating income (loss) to Net Cash provided (used) by Operating Activities</b>		
Operating income (loss)	\$ 230,488	\$ (92,121)
Adjustments to reconcile operating income (loss) to net cash provided by operating activities		
Depreciation	244,308	264,975
Increase or (decrease) in Accounts payable	12,099	10,358
<b>Net Cash Flows provided (used) by Operating Activities</b>	<u>\$ 486,895</u>	<u>\$ 183,212</u>

The accompanying notes are an integral part of this statement.

**MONTEZUMA COUNTY, COLORADO**

Statement of Fiduciary Net Position

As of December 31, 2017

	<u>Agency Fund</u>
<b>Assets</b>	
Cash	\$ 1,459,611
<b>Total Assets</b>	<u>1,459,611</u>
<b>Liabilities</b>	
Due to agency recipient	1,459,611
<b>Total Liabilities</b>	<u>1,459,611</u>
<b>Net Position</b>	<u>\$ -</u>

The accompanying notes are an integral part of this statement.

# MONTEZUMA COUNTY, COLORADO

## NOTES TO THE FINANCIAL STATEMENTS

December 31, 2017

***Summary of Significant Accounting Policies*** – Montezuma County, Colorado's (the County) financial statements are prepared in accordance with U.S. generally accepted accounting principals (GAAP). The Governmental Accounting Standards Board (GASB) is responsible for establishing GAAP for state and local governments through its pronouncements (Statements of Interpretations).

The following significant accounting policies were applied to the preparation of the accompanying financial statements.

***Reporting Entity*** – Montezuma County, Colorado is a statutory (non-home-rule) county and serves as an administrative unit of the State of Colorado.

The County follows the Governmental Accounting Standards Board (GASB) accounting pronouncements that provide guidance for determining which governmental activities, organizations, and functions should be included within the financial reporting entity. GASB pronouncements set forth the financial accountability of a governmental organization's elected governing body as the criterion for including a possible component governmental organization in a primary government's legal entity. Financial accountability includes, but is not limited to, appointment of a voting majority of the organization's governing body, ability to impose its will on the organization, a potential for the organization to provide specific financial benefits or burdens and fiscal dependency.

In applying these criteria, the Montezuma County Hospital District and the Montezuma County Housing Authority have been excluded from the financial statements of the reporting entity. These organizations are financially independent units that select a governing board, designate management staff, set user charges, establish budgets and control all aspects of daily activities.

The Montezuma County Sheriff's Department Forfeiture Account is a blended component unit of the County (primary government). A three-member board is appointed by the County which oversees the activities of the account. This blended component unit is accounted for as a Special Revenue Fund. Pursuant to C.R.S. Section 16-13-506, proceeds from the property ordered forfeited by the courts are placed in an account by the seizing agency and used for non-operating purposes. Expenditures of monies forfeited after July 1, 1992 must be approved by the board created pursuant to C.R.S. Section 16-13-702 (2).

***Fund Accounting*** – The accounts of the County are organized on the basis of funds, each of which is considered a separate accounting entity. The operations of each fund are accounted for with a separate set of self-balancing accounts that comprise its assets, deferred outflows of resources and liabilities and deferred inflows of resource, fund equity, revenues and expenditures or expenses, as appropriate. Governmental resources are allocated to and accounted for in individual funds based upon the purposes for which they are to be spent and

# MONTEZUMA COUNTY, COLORADO

## NOTES TO THE FINANCIAL STATEMENTS

December 31, 2017

in the means by which spending activities are controlled. The various funds are grouped into three categories: governmental, proprietary and fiduciary. Each category, in turn, is divided into separate “fund types”.

**Governmental Funds** – are used to account for all or most of a government’s general activities, including the collection and disbursement of earmarked funds (special revenue funds). The following are the County’s major governmental funds.

**General Fund** – is the general operating fund of the County. It is used to account for all financial resources except those required to be accounted for in another fund. Major revenue sources include local property taxes, specific ownership taxes and state and federal grants.

### **Special Revenue Funds-**

**Road and Bridge Fund** – accounts for the costs related to county road and bridge construction and maintenance. By state law, a portion of this fund’s property tax revenues are allocated to cities and towns for use in their road and street activities. This fund is required by state law.

**Social Services Fund-** accounts for federal and state public welfare programs administered by the County. This fund is also required by state law.

### **Capital Projects Funds-**

**Capital Fund-** accounts for revenue and expenditures related to general capital projects of the County.

**Non-major Funds-** The following other governmental funds of the County are Special Revenue Funds. These funds account for revenues derived from earmarked revenue sources. Special revenue funds consist of the Public Health Fund, Conservation Trust Fund, Law Enforcement Authority Fund, Clara Ormiston Fund, Emergency Telephone Service Fund, Sheriff’s Forfeiture Fund, Revolving Loan Fund, Lodgers’ Tax Fund, Emergency Reserve Fund, and the Contingent Fund.

**Proprietary Funds**– focus on the determination of the changes in net position, financial position and cash flows and are classified as either enterprise or internal service. The County has the following proprietary funds:

### **Enterprise Fund-**

**Landfill Fund-** is used to account for the financial transactions related to the landfill operations of the County.

# MONTEZUMA COUNTY, COLORADO

## NOTES TO THE FINANCIAL STATEMENTS

December 31, 2017

### ***Internal Service Fund-***

***Fleet Fund-*** is used to account for the County's internal transportation costs.

***Fiduciary Funds*** – reporting focuses on net position and changes in net position. The fiduciary fund category is split into trust funds and agency funds. Trust funds are used to account for assets held by the County under a trust agreement for individuals, private organizations, or other governments and are therefore, not available to support the County's own programs. The County does not have any trust funds. Agency funds are custodial in nature (assets equal liabilities) and do not involve measurement of results or operations. The County has one agency fund.

### ***Basis of Presentation-***

***County-wide Financial Statements-*** The statement of net position and the statement of activities display information about the County as a whole. These statements include the financial activities of the primary government except for fiduciary funds. The statements distinguish between those activities of the County that are governmental and those that are considered business-type activities.

The county-wide statements are prepared using the economic resources measurement focus and the accrual basis of accounting. This is the same approach used in the preparation of the proprietary fund financial statements but differs from the manner in which governmental fund financial statements are prepared. Governmental fund financial statements therefore include reconciliation with a brief explanation to better identify the relationship between the county-wide financial statements and the statements for governmental funds.

The county-wide statement of activities presents a comparison between direct expenses and program revenues for each segment of the business-type activities of the County and for each function or program of the County's governmental activities. Direct expenses are those that are specifically associated with a service, program or department and therefore clearly identifiable to a particular function. Program revenues include charges paid by the recipient of the goods or services offered by the program and grants and contributions that are restricted to meeting the operational or capital requirements of a particular program. Revenues, which are not classified as program revenues, are presented as general revenues of the County, with certain limited exceptions. The comparison of direct expenses with program revenues identifies the extent to which each business segment or governmental function is self-financing or draws from the general revenues of the County.

***Fund Financial Statements-*** Fund financial statements report detailed information about the County. The focus of governmental and enterprise fund financial statements is on major funds rather than reporting funds by type. Each major fund is presented in a separate column. Non-

# MONTEZUMA COUNTY, COLORADO

## NOTES TO THE FINANCIAL STATEMENTS

December 31, 2017

major funds are aggregated and presented in a single column. Fiduciary funds are reported by fund type.

The accounting and financial reporting treatment applied to a fund is determined by its measurement focus. All governmental fund types are accounted for using a flow of current financial resources measurement focus. The financial statements for governmental funds are a balance sheet, which generally includes only current assets and current liabilities, and a statement of revenues, expenditures and changes in fund balances, which reports on the sources (i.e., revenues and other financing sources) and uses (i.e., expenditures and other financing uses) of current financial resources.

All proprietary fund types are accounted for on a flow of economic resources measurement focus. With this measurement focus, all assets and all liabilities associated with the operations of these funds are included on the statement of net position. The statement of revenues, expenses and changes in net position presents increases (i.e., revenues) and decreases (i.e., expenses) in net position. The statement of cash flows provides information about how the County finances and meets the cash flow needs of its proprietary activities.

Fiduciary funds are reported using the economic resources measurement focus.

***Basis of Accounting*** – determines when transactions are recorded in the financial records and reported on the financial statements. County-wide financial statements are prepared using the accrual basis of accounting. Governmental funds use the modified accrual basis of accounting. Proprietary and fiduciary funds also use the accrual basis of accounting.

***Revenues- Exchange and Non-exchange Transactions-*** Revenues resulting from exchange transactions, in which each party gives and receives essentially equal value are recorded on the accrual basis when the exchange takes place. On a modified accrual basis revenues are recorded in the fiscal year in which the resources are measurable and become available. Available means that the resources will be collected within the current fiscal year or are expected to be collected soon enough thereafter to be used to pay liabilities of the current fiscal year. For the County, available means expected to be received within sixty days of fiscal year-end.

Non-exchange transactions, in which the County receives value without directly giving equal value in return, include property taxes, grants, entitlements and donations. On an accrual basis, revenues from property taxes are recognized in the fiscal year for which the taxes are levied. Revenues from grants, entitlements and donations are recognized in the fiscal year in which all eligibility requirements have been satisfied. Eligibility requirements include timing requirements, which specify the year when the resources are required to be used or the fiscal year when used is first permitted, matching requirements, in which the County must provide local resources to be used for a specified purpose, and expenditure requirements, in which the

# MONTEZUMA COUNTY, COLORADO

## NOTES TO THE FINANCIAL STATEMENTS

December 31, 2017

resources are provided to the County on a reimbursement basis. On a modified accrual basis, revenue from non-exchange transactions must also be available before it can be recognized.

Under the modified accrual basis, the following revenue sources are considered to be both measurable and available at fiscal year-end: property taxes collected within 60 days after year-end, interest, and certain grants.

**Unearned Revenue-** arises when potential revenue does not meet both the “measurable” and “available” criteria for recognition in the current period. In subsequent periods, when both revenue recognition criteria are met, or when the County has a legal claim to the resources, the liability for unearned revenue is removed and revenue is recognized.

**Expenses/Expenditures-** On the accrual basis of accounting, expenses are recognized at the time they are incurred. The fair value of donated commodities used during the year is reported in the statement of revenues, expenses and changes in fund net position as an expense with a like amount reported as donated commodities revenue.

The measurement focus of governmental fund accounting is on decreases in net financial resources (expenditures) rather than expenses. Expenditures are generally recognized in the accounting period in which the related fund liability is incurred if measurable. Allocations of cost, such as depreciation and amortization, are not recognized in governmental funds.

**Budgets and Budgetary Accounting** – The County is required by Colorado Statutes to adopt annual budgets for all funds. Each budget is prepared on the same basis (U.S. GAAP basis) as that used for accounting purposes, except for the Landfill Fund, which is prepared essentially on the modified accrual basis of accounting. This basis of accounting is at variance with U.S. GAAP.

The following procedures are followed in establishing the budgetary data reflected in the financial statements:

Prior to October 20, the Budget Officer submits to the County Commissioners a proposed operating budget for the fiscal year commencing the following January 1.

The operating budget includes proposed expenditures and the means of financing them.

Public hearings are conducted to obtain comments.

Prior to December 31, the budget is legally adopted through passage of adoption and appropriations resolutions.

Formal budgetary integration is employed as a management control device during the year.

# MONTEZUMA COUNTY, COLORADO

## NOTES TO THE FINANCIAL STATEMENTS

December 31, 2017

Department directors are authorized to transfer budget amounts within the department. However, the County Commissioners must approve any revisions that alter the total expenditures of any department.

Appropriations are adopted by resolution for each fund in total and lapse at the end of each year. Over-expenditures are not deemed to exist unless the fund as a total has expenditures in excess of appropriations.

**Cash and Cash Equivalents** – for the purpose of the Statement of Cash Flows of the Enterprise Fund is considered to be all of the highly liquid investments with a maturity of six months or less.

**Short-term Inter-fund Receivables/Payables**- During the course of operations, certain transactions occur between individual funds for goods provided or services rendered. These receivables and payables are classified as internal balances on the County-wide statement of net position and, classified as due from other funds or due to other funds on the balance sheet.

**Inventories** – in the governmental funds consist of expendable supplies held for consumption, the cost of which is recorded as an expenditure at the time of purchase. Restrictions of fund balance have been established for the inventory balances.

**Capital Assets** – General capital assets are those assets not specifically related to activities reported in the proprietary funds. These assets generally result from expenditures in the governmental funds. These assets are reported in the governmental activities column of the county-wide statement of net position but are not reported in the fund financial statements. Capital assets utilized by the proprietary funds are reported both in the business-type activities column of the county-wide statements of net position and in the respective fund financial statements.

All capital assets are valued at historical cost or estimated historical cost if actual historical cost is not available. Donated general fixed assets are valued at their estimated fair value on the date donated. The County maintains a capitalization threshold of five thousand dollars.

All reported capital assets are depreciated. Depreciation is computed using the straight-line method over the following useful lives:

**MONTEZUMA COUNTY, COLORADO**

NOTES TO THE FINANCIAL STATEMENTS

December 31, 2017

Description	Governmental Activities <u>Estimated Lives</u>	Business-Type Activities <u>Estimated Lives</u>
Buildings and Improvements	20-50 Years	15-50 Years
Furniture and Equipment	5-15 Years	5-20 Years
Vehicles	8 Years	5 Years

**Property Tax Revenue Recognition** – The County bills and collects its own property taxes as well as property taxes of all other taxing authorities within the County. The property taxes are levied and certified in December of the year prior to the year the taxes are collected. Property taxes become an enforceable lien on January 1 of each year. Secured property taxes are due in two equal installments on February 28 and June 15, and are delinquent after February 28 and June 15 respectively. The entire balance can be paid by April 30 without penalty. Property taxes levied are recorded as deferred revenues in the year levied, as they are not due until the following year. An allowance for un-collectible taxes is not provided as the un-collectible amounts were determined to be negligible based upon an analysis of historical trends.

**Compensated absences-** Compensated absences arise from policies concerning vacation and sick leave. County employees accrue unlimited sick leave on the basis of one working day per month. Unused accrued sick leave shall not be paid at the time of termination of the employee’s service, except in the event the employee terminated voluntarily in good standing after 5 years of service with the County and the employee has reached eligible retirement age. Such employees will be paid at the rate of 50% of wages for actual accumulated sick days up to a maximum of 15 days for 5 to 10 years of service, 25 days for the following 5 years, 45 days for 21 to 30 years and 60 days for over 31 years of service. County employees are entitled to paid vacation after completion of six months of service. All full-time employees begin to accumulate vacation at the time of entry into service. The rate of accumulation varies from 1 day per month for the first five years of employment up to 2.5 days per month after 25 years of service. Vacation is accumulated throughout each calendar year, but the maximum accumulation is 17 days for the first five years of service, 20 days for the following five years and 23 days for eleven years and over. For the Sheriff’s department only, vacation time accrued during a given calendar year must be used in the immediately following year, or be forfeited.

**Accrued Liabilities and General Long-Term Obligations-** All payables, accrued liabilities and long-term obligations are reported in the county-wide financial statements, and all payables, accrued liabilities and long-term obligations payable from proprietary funds are reported on the proprietary fund financial statements.

In general, payables and accrued liabilities that will be paid from governmental funds are

# MONTEZUMA COUNTY, COLORADO

## NOTES TO THE FINANCIAL STATEMENTS

December 31, 2017

reported on the governmental fund financial statements regardless of whether they will be liquidated with current resources. However, claims and judgments, the non-current portion of capital leases, compensated absences, and special termination benefits that will be paid from governmental funds are reported as a liability in the fund financial statements only to the extent that they will be paid with current, expendable, available financial resources. In general, payment made within sixty days after year-end are considered to have been made with current available financial resources. Bonds and other long-term obligations that will be paid from governmental funds are not recognized as a liability in the fund financial.

**Governmental Fund Balances-** In the governmental fund financial statements, fund balances are classified as follows:

**Non-spendable-** Amounts that cannot be spent either because they are in a non-spendable form or because they are legally or contractually required to be maintained intact. This includes inventory maintained in the Road and Bridge Fund.

**Restricted-** Amounts that can be used only for specific purposes because of state or federal laws, or externally imposed conditions by grantors or creditors. This includes the County's TABOR reserve.

**Committed-** Amounts that can be used only for specific purposes determined by a formal action by the Board of County Commissioners.

**Assigned-** Amounts that are designated by the Board of County Commissioners for a particular purpose but are not spendable until appropriated. This includes assignments for subsequent year's expenditures.

**Unassigned-** All amounts not included in the other spendable classifications.

**Use of Restricted Resources-**When an expense is incurred that can be paid using either restricted or unrestricted resources (net position), the County's policy is to first apply the expense toward restricted resources and then toward unrestricted resources. In governmental funds, the County's policy is to first apply the expenditure toward restricted fund balance and then to other less restrictive classifications-committed and then assigned fund balances before using unassigned fund balance.

**Net Position-** Net position represents the difference between assets and liabilities. Net investment in capital assets consists of capital assets, net of accumulated depreciation, reduced by the outstanding balances of any borrowings used for the acquisition, construction or improvement of those assets. Net position is reported as restricted when there are liabilities imposed on their use either through the enabling legislation adopted by the County or through external restrictions imposed by creditors, grantors or laws or regulations of other governments.

# MONTEZUMA COUNTY, COLORADO

## NOTES TO THE FINANCIAL STATEMENTS

December 31, 2017

**Operating Revenues and Expenses-** Operating revenues are those revenues that are generated directly from the primary activity of the proprietary funds. For the County, these revenues are sales related to landfill operations and fleet services. Operating expenses are necessary costs incurred to provide the goods or services that are the primary activities of the fund. All revenues and expenses not meeting this definition are reported as non-operating revenues and expenses.

**Inter-fund Transactions-** Quasi-external transactions are accounted for as revenues, expenditures or expenses. Transactions that constitute reimbursements to a fund for expenditures/expenses initially made from it that are properly applicable to another fund, are recorded as expenditures/expenses in the reimbursing fund and as reductions of expenditures/expenses in the fund that is reimbursed. All other inter-fund transactions, except quasi-external transactions and reimbursements, are reported as transfers.

**Estimates** – The preparation of financial statements in conformity with generally accepted accounting principles requires the use of management’s estimates.

**Cash and Investments** – The County Treasurer maintains a cash and investment pool that is available for use by all funds. Each fund type’s portion of this pool is displayed on the combined balance sheet as “Cash”.

Cash on the Combined Balance Sheet consisted of:

Cash on hand	\$ 87,489
Deposits and certificates of deposit	15,012,058
Investments at cost	16,552,986
Total cash and investments	<u>\$ 31,652,533</u>

**Deposits-** The Colorado Public Deposit Protection Act (PDPA) governs the County’s cash deposits. The statutes specify eligible depositories for public cash deposits, which must be Colorado institutions and must maintain federal insurance on deposits held. Each eligible depository with deposits in excess of the insured levels must pledge a collateral pool of defined eligible assets, to be maintained by another institution or held in trust for all of its local government depositors as a group, with a market value at least equal to 102% of the uninsured deposits. The State Regulatory Commissions for banks and savings and loan associations are required by statute to monitor the naming of eligible depositories and the reporting of uninsured deposits and assets maintained in the collateral pools.

At December 31, the carrying amount of the County’s deposits was \$15,012,058 and the bank balance was \$15,094,698. Of the bank balance, \$1,148,449 was covered by federal depository insurance and \$13,946,249 was collateralized with securities held in single financial

# MONTEZUMA COUNTY, COLORADO

## NOTES TO THE FINANCIAL STATEMENTS

December 31, 2017

institution collateral pools as provided by statute. Collateral for uninsured deposits is held by banks in the name of a number of government accounts of which the County is a part.

**Investments-** Colorado statutes define eligible investments for local governments. These include bonds and other interest-bearing obligations of or guaranteed by the United States government or its agencies, bonds which are direct obligations of the State of Colorado or any of its political subdivisions, repurchase agreements, commercial paper, guaranteed investment contracts and local government investment pools.

At December 31, the County had investments in two local government investment pools: the Colorado Government Liquid Asset Trust (COLOTRUST), and the Colorado Surplus Asset Fund Trust (CSAFE). These investment pools are investment vehicles established for local government entities in Colorado to pool surplus funds for investment purposes. The pools are routinely monitored by the Colorado Division of Securities with regard to their operations and investments, which are subject to provisions of C.R.S. Title 24, Article 75, Section 6. The fair value of the investments in the pools is the same as the value of the pool shares. None of these types of investments are categorized because they are not evidenced by securities that exist in physical or book form. COLOTRUST is rated AAA from Standard and Poor's, and CSAFE is rated AAAM from Standard and Poor's.

At December 31, the County had invested in money market funds with Wells Fargo and LPL Financial. These accounts are used to hold money from the sale of government securities until they are reinvested. All funds in these accounts will be reinvested in Federal Government securities and mortgages. The money market accounts are rated AAA from Standard and Poor's. These investments are not categorized because they are not evidenced by securities that exist in physical or book form.

At December 31, the County had the following investments subject to interest rate risk:

Investment Type	Cost	Investment Maturities (in years)			
		Less than 1	1-5	6-10	More than 10
Investment Pools					
COLOTRUST	\$ 12,791,175				
CSAFE	113,426				
	<u>12,904,601</u>				
Wells Fargo Money Market	200,050				
LPL Financial Money Market	32,690				
Federal Government backed securities and mortgages	3,415,645	<u>\$ 516,941</u>	<u>\$ 2,898,704</u>		
Total	<u>\$ 16,552,986</u>				

**MONTEZUMA COUNTY, COLORADO**

NOTES TO THE FINANCIAL STATEMENTS

December 31, 2017

The County does not have a formal policy limiting investment maturities that would help manage its exposure to fair value losses from increasing interest rates.

**Retirement Plan** – The County is a member of the Colorado County Officials and Employees Retirement Association. All members of the Association are participants in a defined contribution retirement plan which was adopted and is administered to provide income after retirement in addition to benefits provided by Federal Social Security. All County employees are required to participate after six months of continuous service. Contributions made by the employee are a minimum of five percent and a maximum of ten percent of gross salary, at the employees' discretion. Employees may make additional voluntary contributions not to exceed twenty five percent of compensation.

The County maintains no control over the plan, other than being a member of the Association. Employees are fully vested upon participation in the plan. The County has no unfunded liability under the plan. The total 2017 County payroll was \$10,620,488. The covered payroll for retirement plan purposes was \$9,414,064. The 2017 employer and employee contributions to the plan were \$470,351 and \$532,514 respectively. There were no County securities or other transactions included in the plan's assets.

**Capital Assets** – Capital asset activity for the fiscal year ended December 31, 2017:

	Capital Assets Jan 1, 2017	Additions	Deletions/ Transfers	Capital Assets Dec 31, 2017
Governmental Activities				
Capital assets, not being depreciated:				
Land	\$ 1,322,990	\$ 21,200		\$ 1,344,190
Total capital assets not depreciated	1,322,990	21,200	-	1,344,190
Capital assets, being depreciated:				
Buildings	15,577,485	6,910,556		22,488,041
Equipment	10,772,713	333,651	\$ (79,165)	11,027,199
Infrastructure	1,859,205			1,859,205
Total capital assets being depreciated	28,209,403	7,244,207	(79,165)	35,374,445
Less accumulated depreciation for:				
Buildings	(4,808,034)	(534,837)		(5,342,871)
Equipment	(6,945,060)	(633,276)	79,165	(7,499,171)
Infrastructure	(1,342,608)	(53,120)		(1,395,728)
Total accumulated depreciation	(13,095,702)	(1,221,233)	79,165	(14,237,770)
Total capital assets, being depreciated, net	15,113,701	6,022,974	-	21,136,675
Governmental Activities Capital Assets, net	\$ 16,436,691	\$ 6,044,174	\$ -	\$ 22,480,865
Business Type Activities				
Equipment and facilities	\$ 5,021,440	\$ 391,940		\$ 5,413,380
Less accumulated depreciation	(2,835,543)	(244,308)		(3,079,851)
Business Type Activities Capital Assets net	\$ 2,185,897	\$ 147,632	-	\$ 2,333,529

**MONTEZUMA COUNTY, COLORADO**

**NOTES TO THE FINANCIAL STATEMENTS**

December 31, 2017

Depreciation expense was charged as a direct expense to the following governmental programs:

General government	\$ 26,208
Public safety	347,085
Public works	348,645
Public health and welfare	11,619
Culture and recreation	66,354
Internal service fund	264,975
Unallocated	156,347
Total depreciation government activities	<u>\$ 1,221,233</u>

**Schedule of Social Services Costs Due To/From State of Colorado –**

	<u>Due To (From)</u>
Colorado works	\$ 69,489
Child care	945
Child welfare	52,339
County administration	55,925
Core services	16,677
Child support	2,241
Adult protective services	8,407
PDDF Regional	18,839
Aid to needy disabled	(12,401)
Home care allowance	(593)
Old age pension	2,613
Food assistance	(222)
State incentives	216
Federal incentives	325
Tanf collections retained	156
Medicaid collections	(129)
Net Amount Due From State	<u>\$ 214,827</u>

All Electronic Benefit transfers paid by the State of Colorado for Montezuma County are included in the financial statements.

**MONTEZUMA COUNTY, COLORADO**

NOTES TO THE FINANCIAL STATEMENTS

December 31, 2017

**Operating Leases** –In 2016, the County leased four blades from John Deere Financial with semi-annual payments of \$43,032.

The future minimum payments for these leases are as follows:

<u>Year</u>	<u>Payments</u>
2018	<u>\$ 86,064</u>

**Long-Term Debt-**

**Leases Payable-**

In 2014, the County entered into a lease agreement for a John Deere backhoe. The lease is payable in ten semi-annual payments of \$9,401 beginning on November 24, 2014. This obligation is serviced by the Road and Bridge Fund and the equipment serves as collateral.

In 2014 the County entered into a lease agreement for two John Deere skidsteer loaders. The lease is payable in ten semi-annual payments of \$12,068 beginning September 2, 2014. This obligation is serviced by the Road and Bridge Fund and the equipment serves as collateral.

In 2014 the County entered into a lease agreement for two John Deere backhoes. The lease is payable in ten semi-annual payments of \$20,375 beginning September 2, 2014. This obligation is serviced by the Road and Bridge Fund and the equipment serves as collateral.

In 2014 the County entered into a lease agreement for 18 vehicles for the Sheriff’s department. The lease is payable in five annual payments of \$177,644 beginning February 1, 2014. This obligation is serviced by the General Fund and the vehicles serve as collateral.

**Changes in General Long-Term Debt-** A summary of changes in general long-term debt follows:

	Balance January 1, 2017	Additions	Deletions	Balance December 31, 2017
Accrued compensation	\$ 633,413	\$ 22,028		\$ 655,441
Lease obligation	44,290		17,187	27,103
Lease obligation	57,702		22,563	35,139
Lease obligation	97,420		38,094	59,326
Lease obligation	334,385		163,803	170,582
 Total	 <u>\$ 1,167,210</u>	 <u>\$ 22,028</u>	 <u>\$ 241,647</u>	 <u>\$ 947,591</u>

**MONTEZUMA COUNTY, COLORADO**

NOTES TO THE FINANCIAL STATEMENTS

December 31, 2017

Annual requirements to amortize the lease purchase are as follows:

<u>Year Ending December 31,</u>	<u>Lease Purchases</u>
2018	\$ 261,332
2019	41,844
 Total	 <u>303,176</u>
Less Interest	<u>(11,026)</u>
 Outstanding principal	 <u><u>\$ 292,150</u></u>

**Interfund Operating Transfers-** consist of the following:

	<u>Transfer In</u>	<u>Transfer out</u>
General Fund	\$ 991,193	
Special Revenue Funds		
Public Health Fund	40,359	
Conservation Trust		\$ 96,857
Ormiston Fund		5,533
Law Enforcement Authority Fund		902,930
Social Services Fund	5,533	
Emergency Telephone Fund		29,130
Road and Bridge Fund	2,312	
Capital Projects Funds		
Capital Fund		5,102
Internal Service Funds		
Fleet Fund	125	
	 <u><u>\$ 1,039,522</u></u>	 <u><u>\$ 1,039,552</u></u>

All transfers were made for the purpose of subsidizing the receiving fund.

# MONTEZUMA COUNTY, COLORADO

## NOTES TO THE FINANCIAL STATEMENTS

December 31, 2017

***Fund Balance Restrictions and Assignments*** – Nonspendable indicates amounts that cannot be spent, either because they are in nonspendable form or because they are legally or contractually required to be maintained intact. Restricted indicates that a portion of the fund balance can only be spent for specific purposes because of state or federal laws, or externally imposed conditions by grantors or creditors. Assigned indicates amounts that are designated for a specific purpose by the Board of County Commissioners but are not spendable until appropriated. The County uses the following restrictions and assignments:

### **Non-spendable**

Inventory- indicates that the portion of fund balance represented by inventories is not available for appropriation and expenditure at the balance sheet date. Non-spendable fund balance related to inventory consists of \$50,000 in the Road and Bridge Fund.

### **Restricted**

TABOR- indicates that a portion of the fund balance has been segregated for expenditures for declared emergencies only. Fund balance restricted for TABOR consists of \$722,119 in the Emergency Reserve Fund and \$50,000 in the General Fund.

Cancer treatments- indicates that the fund balance within the Ormiston Fund is restricted for the payment of cancer treatments costs of qualified county residents.

Roads and bridges- indicates that the fund balance within the Road and Bridge Fund is restricted for constructions and maintenance of County roads and bridges.

Public health and welfare- indicates that the fund balance of the Social Services Fund is restricted for the purpose of public health and welfare.

**Assigned for future expenditures-** indicates anticipated fund balance available for appropriation in the next budget year. Fund balances assigned for future expenditures consist of the following:

**MONTEZUMA COUNTY, COLORADO**

**NOTES TO THE FINANCIAL STATEMENTS**

December 31, 2017

General Fund	\$ 14,831,268
Special Revenue Funds	
Contingent Fund	607,789
Emergency Telephone Service Fund	311,586
Sheriff's Forfeiture Fund	25,961
Conservation Trust Fund	269,773
Law Enforcement Authority Fund	562,369
Revolving Loan Fund	146,524
Lodger's Tax Fund	158,887
Public Health Fund	582,245
Capital Projects Funds	
Capital Fund	2,147,991
Total	<u><u>\$ 19,644,393</u></u>

**Public Trustee** – The County Treasurer holds the office of the County Public Trustee. Public Trustees are named as trustees for Deeds of Trust and perform all the functions and exercise all the powers conferred upon them by the Deeds of Trust. These functions include releasing Deeds of Trust when indebtedness is paid in full, making sales whenever default occurs, issuing Certificates of Purchase and Certificates of Redemption of Trustee's Deeds. Fees for such services are used to cover related expenses and pay the Trustee an annual salary.

The accounts of the County Public Trustee consist of the following as of and for the year ended December 31, 2017:

Cash at January 1, 2017	\$ 34,252
Revenues	
Interest and fees	20,719
Expenditures	(21,435)
Cash at December 31, 2017	<u><u>\$ 33,536</u></u>

**Commitments and Contingent Liabilities** – There appear to be no commitments or contingencies that would pose a threat of significant liability to the County.

## MONTEZUMA COUNTY, COLORADO

### NOTES TO THE FINANCIAL STATEMENTS

December 31, 2017

**Tax Spending, Revenue and Debt Limitations**- Colorado voters passed an amendment to the State Constitution, Article X, Section 20, which has several limitations, including revenue raising, spending abilities, and other specific requirements of state and local governments.

“Enterprises,” defined as government owned businesses authorized to issue revenue bonds and receiving less than 10 percent of their annual revenue in grants from all state and local governments combined, are excluded from the provisions of the Amendment.

Fiscal year spending and revenue limits are determined based on the prior year’s spending adjusted for inflation and local growth. Revenue in excess of the fiscal year spending limit must be refunded unless the voters approve retention of such revenue.

Fiscal year spending is generally defined as expenditures plus reserve increases with certain exceptions. Those exceptions include spending from certain revenue and financial sources such as federal funds, gifts, property sales, fund transfers, damage awards, and fund reserves.

The Amendment requires local governments to establish Emergency Reserves. These reserves must be at least 3% of fiscal year spending. Local governments are not allowed to use the emergency reserves to compensate for economic conditions, revenue shortfalls, or salary or benefit increases.

The Amendment is complex and subject to judicial interpretation. The County believes it is in compliance with the requirements of the Amendment.

**Risk Management** – County Workers Compensation Pool – The County is exposed to various risks of loss related to injuries of employees while on the job. The County joined the County Workers’ Compensation Pool (CWCP), a public entity risk pool currently operating as a common risk management and insurance program for member counties. The County pays an annual contribution to CWCP for its workers’ compensation insurance coverage. The intergovernmental formation agreement of CWCP provides that the pool will be financially self-sustaining through member contributions and additional assessments, if necessary, and the pool will purchase excess insurance through commercial companies for members’ claims in excess of a specified self-insured retention, which is determined each policy year.

The County is exposed to various risks of loss related to torts; theft of, damage to, and destruction of assets, errors and omissions, injuries to employees, and natural disasters. The County has purchased commercial insurance for such risks. Settled claims resulting from these risks have not exceeded commercial insurance in any of the past three years.

Colorado Immunity Act – Under Colorado statutes, the County has immunity from liability in excess of \$150,000 per individual and \$600,000 per occurrence.

**MONTEZUMA COUNTY, COLORADO**

NOTES TO THE FINANCIAL STATEMENTS

December 31, 2017

**Municipal Solid Waste Landfill**- The County assumed operation of the landfill in 1991 from the Cortez Sanitation District. The old inactive landfill areas have monitoring wells in place and closure and post-closure costs are not estimated to exceed normal operating costs.

Currently, the landfill is operating on a cell basis. An average “life to closure” has been estimated at 30 to 40 years for the cells. It is estimated that at December 31, 2017 54.7% of the capacity had been used. Engineer estimates have been obtained for anticipated closure and post-closure costs. The County is required to perform certain maintenance and monitoring functions for thirty years after closure. The expense and liability associated with these requirements are reflected in the financial statements of the Landfill Fund.

	Estimated Costs	Estimated Capacity Used	Accrued Closure Costs
Closure	\$ 1,248,605	54.70%	\$ 682,987
Post-closure	689,277	54.70%	377,034
Post-closure Carver Landfill	<u>125,208</u>	100%	<u>125,208</u>
Total	<u><u>\$ 2,063,090</u></u>		<u><u>\$ 1,185,229</u></u>

It is anticipated that the remaining amount will be recognized in the future as the landfill reaches capacity. These figures are estimates. The County has provided the “Financial Assurance for Compliance” required by the Colorado Department of Public Health and Environment.

**Compliance with Laws and Regulations**-The County may be in violation of State Statute. Expenditures exceeded appropriations in the Clara Ormiston Fund, Law Enforcement Authority Fund and the Landfill Fund.

**MONTEZUMA COUNTY, COLORADO**

Required Supplementary Information

December 31, 2017

Required supplementary information includes financial information and disclosures that are required by the GASB but are not considered a part of the basic financial statements.

Such information includes:

Budgetary Comparison Schedules

General Fund

Road and Bridge Fund

Social Services Fund

**MONTEZUMA COUNTY, COLORADO**

Schedule of Revenues, Expenditures and Changes in  
Fund Balances- Budget and Actual  
General Fund

For the Year Ended December 31, 2017

	Budgeted Amounts		Actual	Variance Favorable (Unfavorable)
	Original	Final		
<b>Revenues</b>				
Taxes				
General property taxes	\$ 6,666,468	\$ 6,666,468	\$ 6,629,330	\$ (37,138)
Specific ownership taxes	600,000	610,000	723,712	113,712
Severance taxes	155,000	155,000	140,272	(14,728)
Tobacco products taxes	8,000	8,000	6,536	(1,464)
<b>Total taxes</b>	<b>7,429,468</b>	<b>7,439,468</b>	<b>7,499,850</b>	<b>60,382</b>
Intergovernmental revenues				
Payment in lieu of taxes	175,000	175,000	178,111	3,111
Mineral leasing	800,000	800,000	572,096	(227,904)
Grants				
Sherrif grants	557,239	646,010	484,864	(161,146)
Senior services grants	335,095	337,595	451,582	113,987
<b>Total intergovernmental revenues</b>	<b>1,867,334</b>	<b>1,958,605</b>	<b>1,686,653</b>	<b>(271,952)</b>
Charges for services				
General government	25,000	25,000	40,002	15,002
Senior nutrition	195,000	195,000	124,763	(70,237)
County fair and fairground user fees	95,000	113,923	95,994	(17,929)
<b>Total charges for services</b>	<b>315,000</b>	<b>333,923</b>	<b>260,759</b>	<b>(73,164)</b>
Fines and forfeitures				
Court fines	35,000	35,000	37,191	2,191
<b>Total fines and forfeitures</b>	<b>35,000</b>	<b>35,000</b>	<b>37,191</b>	<b>2,191</b>
Earnings on investments		132,500	238,273	105,773
Miscellaneous revenues				
Rents and royalties	205,000	205,000	217,901	12,901
Reimbursements		16,600	174,266	157,666
Delinquent tax and interest	108,000	96,197	724,988	628,791
Other	51,000	119,500	42,177	(77,323)
<b>Total miscellaneous revenues</b>	<b>364,000</b>	<b>437,297</b>	<b>1,159,332</b>	<b>722,035</b>
Fee accounts				
Sheriff fees	567,529	492,529	482,495	(10,034)
Clerk fees	555,000	560,787	579,951	19,164
Treasurers fees	235,000	235,000	247,433	12,433
Public trustee fees	30,000	30,000	23,241	(6,759)
<b>Total fee accounts</b>	<b>1,387,529</b>	<b>1,318,316</b>	<b>1,333,120</b>	<b>14,804</b>
<b>Total revenues</b>	<b>11,398,331</b>	<b>11,655,109</b>	<b>12,215,178</b>	<b>560,069</b>

(continued)

**MONTEZUMA COUNTY, COLORADO**

Schedule of Revenues, Expenditures and Changes in  
Fund Balances- Budget and Actual  
General Fund

For the Year Ended December 31, 2017

	Budgeted Amounts		Actual	Variance Favorable (Unfavorable)
	Original	Final		
<b>Expenditures</b>				
General government				
Board of county commissioners	\$ 266,220	\$ 275,490	\$ 263,482	\$ 12,008
Planning department	130,162	130,162	120,458	9,704
Clerk	620,261	626,048	552,958	73,090
Treasurer	286,903	286,903	282,250	4,653
Public trustee	18,531	18,531	16,908	1,623
Assessor	446,606	455,946	426,921	29,025
Attorney	261,301	261,301	258,471	2,830
Grounds and buildings	706,804	705,814	738,059	(32,245)
Administration	268,180	260,380	241,334	19,046
Elections	50,000	50,000	26,717	23,283
Extention services	106,817	106,487	105,574	913
Veteran's office	94,476	94,476	79,667	14,809
Purchasing	55,000	55,000	31,975	23,025
Computer services and mapping	547,296	546,636	545,164	1,472
Surveyor	3,720	3,720	4,302	(582)
Natural resources and public lands	80,490	80,490	78,804	1,686
Miscellaneous	459,139	462,482	467,651	(5,169)
Total general government	4,401,906	4,419,866	4,240,695	179,171
Public safety				
Sheriff administration	3,724,869	3,954,435	3,521,967	432,468
Coroner	106,223	105,893	101,963	3,930
District attorney	820,739	820,739	820,739	-
Jail	2,286,578	2,286,578	2,211,146	75,432
Emergency management	86,304	85,314	85,250	64
Total public safety	7,024,713	7,252,959	6,741,065	511,894
Health and welfare				
Senior services	532,316	532,921	538,760	(5,839)
Public health services	66,020	56,020	17,927	38,093
Animal and pest control	64,351	64,350	63,922	428
Total health and welfare	662,687	653,291	620,609	32,682

(continued)

**MONTEZUMA COUNTY, COLORADO**

Schedule of Revenues, Expenditures and Changes in  
Fund Balances- Budget and Actual  
General Fund

For the Year Ended December 31, 2017

	Budgeted Amounts		Actual	Variance Favorable (Unfavorable)
	Original	Final		
Expenditures (continued)				
Culture and recreation				
County fair	\$ 26,165	\$ 50,243	\$ 49,291	\$ 952
Fairgrounds	209,810	205,700	189,659	16,041
Conservation trust	94,217	94,217	96,857	(2,640)
Total culture and recreation	330,192	350,160	335,807	14,353
<b>Total expenditures</b>	<b>12,419,498</b>	<b>12,676,276</b>	<b>11,938,176</b>	<b>738,100</b>
Excess (deficit) of revenues over (under) expenditures	(1,021,167)	(1,021,167)	277,002	1,298,169
<b>Other financing sources (uses)</b>				
Operating transfers in	1,090,195	1,090,195	991,193	(99,002)
Debt service principal	(106,000)	(106,000)	(163,803)	(57,803)
Debt service interest	(14,000)	(14,000)	(13,841)	159
<b>Total other financing sources (uses)</b>	<b>970,195</b>	<b>970,195</b>	<b>813,549</b>	<b>(156,646)</b>
<b>Excess (deficit) of revenues and other financing sources over (under) expenditures and other financing uses</b>	<b>(50,972)</b>	<b>(50,972)</b>	<b>1,090,551</b>	<b>1,141,523</b>
Fund balance, beginning	10,688,558	13,790,717	13,790,717	-
<b>Fund balance, ending</b>	<b>\$ 10,637,586</b>	<b>\$ 13,739,745</b>	<b>\$ 14,881,268</b>	<b>\$ 1,141,523</b>

**MONTEZUMA COUNTY, COLORADO**

Schedule of Revenues, Expenditures and Changes in  
Fund Balance- Budget and Actual  
Road and Bridge Fund

For the Year Ended December 31, 2017

	Budgeted Amounts		Actual	Variance Favorable (Unfavorable)
	Original	Final		
<b>Revenues</b>				
Taxes				
General property taxes	\$ 1,686,852	\$ 1,686,852	\$ 1,673,081	\$ (13,771)
Specific ownership taxes	150,000	150,000	152,872	2,872
Delinquent taxes and interest			134,727	134,727
<b>Total taxes</b>	<b>1,836,852</b>	<b>1,836,852</b>	<b>1,960,680</b>	<b>123,828</b>
Intergovernmental revenues				
Federal shared revenues				
Forest Service	50,000	50,000	6,057	(43,943)
Mineral leasing	750,000	750,000	572,096	(177,904)
State shared revenues				
Highway user's tax	2,796,691	2,796,691	2,732,713	(63,978)
Additional motor vehicle registration fee	90,000	90,000	93,502	3,502
Grants	1,500,272	222,707	239,254	16,547
<b>Total intergovernmental revenues</b>	<b>5,186,963</b>	<b>3,909,398</b>	<b>3,643,622</b>	<b>(265,776)</b>
Miscellaneous revenues				
Permits and charges for services	20,000	332,005	351,499	19,494
Sale of assets		6,000	20,484	14,484
Impact fees	45,000	1,545,000	1,609,414	64,414
Dust abatement	180,000	180,000	56,960	(123,040)
Other			19,989	19,989
<b>Total miscellaneous revenues</b>	<b>245,000</b>	<b>2,063,005</b>	<b>2,058,346</b>	<b>(4,659)</b>
<b>Total revenues</b>	<b>7,268,815</b>	<b>7,809,255</b>	<b>7,662,648</b>	<b>(146,607)</b>
<b>Expenditures</b>				
Current operating				
Public Works				
Administration	155,960	155,960	159,592	(3,632)
Maintenance of condition	6,062,526	6,746,921	6,417,394	329,527
Snow and ice removal	302,376	337,845	321,063	16,782
System preservation	652,827	729,403	693,173	36,230
Payments to cities	141,966	141,966	133,606	8,360
<b>Total public works</b>	<b>7,315,655</b>	<b>8,112,095</b>	<b>7,724,828</b>	<b>387,267</b>
<b>Total expenditures</b>	<b>7,315,655</b>	<b>8,112,095</b>	<b>7,724,828</b>	<b>387,267</b>
Excess (deficit) of revenues over (under) expenditures	(46,840)	(302,840)	(62,180)	240,660
Other financing sources (uses)				
Transfers in			2,312	2,312
Debt service interest			(5,843)	(5,843)
Debt service principal			(77,844)	(77,844)
<b>Total other financing sources (uses)</b>	<b>-</b>	<b>-</b>	<b>(81,375)</b>	<b>(81,375)</b>
<b>Excess (deficit) of other financing sources over (under)   expenditures and other financing uses</b>	<b>(46,840)</b>	<b>(302,840)</b>	<b>(143,555)</b>	<b>159,285</b>
Fund balance, beginning	7,252,258	7,649,103	7,649,103	-
<b>Fund balance, ending</b>	<b>\$ 7,205,418</b>	<b>\$ 7,346,263</b>	<b>\$ 7,505,548</b>	<b>\$ 159,285</b>

**MONTEZUMA COUNTY, COLORADO**

Schedule of Revenue, Expenditures and Changes in  
Fund Balance - Budget and Actual  
Social Services Fund  
For the year Ended December 31, 2017

	Budgeted Amounts		Actual	Variance
	Original	Final		Favorable (Unfavorable)
<b>Revenues</b>				
Taxes				
General Property Taxes	\$ 838,489	\$ 838,489	\$ 900,933	\$ 62,444
Specific Ownership Taxes	74,081	74,081	91,006	16,925
<b>Total taxes</b>	<b>912,570</b>	<b>912,570</b>	<b>991,939</b>	<b>79,369</b>
Intergovernmental revenues				
Programs settled by CFMS				
Colorado Works	984,326	1,029,326	783,133	(246,193)
Child Care	487,230	537,230	334,482	(202,748)
Child Welfare	1,647,645	1,735,645	1,192,960	(542,685)
Administration	744,993	744,993	672,289	(72,704)
Core Services	487,256	487,256	265,770	(221,486)
Child Support	242,437	342,437	138,701	(203,736)
LEAP	622,105	647,105	537,397	(109,708)
Adult Protective Services	138,844	188,844	97,682	(91,162)
Aid to Needy Disabled	138,862	203,862	74,847	(129,015)
Home Care Allowance	86,103	86,103	86,100	(3)
Old Age Pension	510,950	546,950	550,460	3,510
Food Assistance Fraud	32,751	77,751		(77,751)
Food Assistance	6,188,081	6,453,081	6,434,893	(18,188)
Child Welfare Discretionary Grants	10,064	10,064		(10,064)
Colorado Community Response Grant	75,000	135,000	87,506	(47,494)
Title IV-B PSSF	75,000	75,000	87,803	12,803
Tanf Collections EBT	(2,659)	(2,659)	(4,011)	(1,352)
State and Federal Incentives	18,426	18,426	39,887	21,461
TANF Collections IVD Retained	(32,304)	(32,304)	(25,388)	6,916
Medicaid Collections	(1,048)	(1,048)	(5,617)	(4,569)
<b>Total Programs settled by CFMS</b>	<b>12,454,062</b>	<b>13,283,062</b>	<b>11,348,894</b>	<b>(1,934,168)</b>
Other				
Medicaid Transport	100,020	187,020	175,312	(11,708)
System Care Grant			59,666	59,666
Integrated Care Management	188,736	188,736	68,417	(120,319)
Child Support Enforcement			88,795	88,795
Other	3,560	3,560	7,234	3,674
<b>Total Other</b>	<b>292,316</b>	<b>379,316</b>	<b>399,424</b>	<b>20,108</b>
<b>Total Intergovernmental revenues</b>	<b>12,746,378</b>	<b>13,662,378</b>	<b>11,748,318</b>	<b>(1,914,060)</b>
<b>Total Revenues</b>	<b>13,658,948</b>	<b>14,574,948</b>	<b>12,740,257</b>	<b>(1,834,691)</b>

Continued

**MONTEZUMA COUNTY, COLORADO**

Schedule of Revenue, Expenditures and Changes in  
Fund Balance - Budget and Actual  
Social Services Fund  
For the year Ended December 31, 2017

	Budgeted Amounts		Actual	Variance
	Original	Final		Favorable (Unfavorable)
<b>Expenditures</b>				
Health and Welfare				
Programs settled by CFMS				
Colorado Works	\$ 984,326	\$ 1,029,326	\$ 922,495	\$ 106,831
Child Care	487,230	537,230	396,231	140,999
Child Welfare	2,021,355	2,109,355	1,458,316	651,039
Administration	931,241	931,241	814,341	116,900
Core Services	512,901	512,901	280,922	231,979
Child Support	367,329	467,329	289,824	177,505
LEAP	622,105	647,105	537,397	109,708
Adult Protective Services	173,555	223,555	122,102	101,453
Aid to Needy Disabled	173,578	238,578	93,559	145,019
Home Care Allowance	90,634	90,634	90,631	3
Old Age Pension	510,950	546,950	550,460	(3,510)
Food Assistance Fraud	40,939	85,939		85,939
Food Assistance	6,188,081	6,453,081	6,434,893	18,188
Child Welfare Discretionary Grants	10,064	10,064		10,064
Colorado Community Response Grant	75,000	135,000	87,506	47,494
Title IV-B PSSF	75,000	75,000	87,803	(12,803)
Tanf Collections EBT	(3,455)	(3,455)	(5,013)	1,558
Tanf Collections IVD Retained	(41,724)	(41,724)	(31,735)	(9,989)
Medicaid Collections	(1,048)	(1,048)	(5,617)	4,569
Total Programs settled by CFMS	<u>13,218,061</u>	<u>14,047,061</u>	<u>12,124,115</u>	<u>1,922,946</u>
Other				
Medicaid Transport	100,019	187,019	167,053	19,966
System Care Grant			59,666	(59,666)
Integrated Care Management	188,736	188,736	68,417	120,319
Other	319,517	319,517	198,601	120,916
Total Other	<u>608,272</u>	<u>695,272</u>	<u>493,737</u>	<u>201,535</u>
<b>Total expenditures</b>	<u>13,826,333</u>	<u>14,742,333</u>	<u>12,617,852</u>	<u>2,124,481</u>
<b>Excess revenues over (under) expenditures</b>	<u>(167,385)</u>	<u>(167,385)</u>	<u>122,405</u>	<u>289,790</u>
<b>Other financing sources (uses)</b>				
Operating transfers in (out)			5,533	5,533
<b>Total other financing sources (uses)</b>			<u>5,533</u>	<u>5,533</u>
<b>Excess (deficit) of other financing sources over (under) expenditures and other financing uses</b>	<u>(167,385)</u>	<u>(167,385)</u>	<u>127,938</u>	<u>295,323</u>
Fund balance, beginning	1,619,667	1,619,667	2,281,979	662,312
<b>Fund balance, ending</b>	<u>\$ 1,452,282</u>	<u>\$ 1,452,282</u>	<u>\$ 2,409,917</u>	<u>\$ 957,635</u>

**MONTEZUMA COUNTY, COLORADO**

Other Supplementary Information

December 31, 2017

Other supplementary information includes financial statements and schedules not required by the GASB, or a part of the basic financial statements, but are presented for purposes of additional analysis.

These statements and schedules include:

Combining Statements- Nonmajor governmental funds

Budgetary Comparison Schedules- Nonmajor governmental funds

Budgetary Comparison Schedule-Capital Fund

Budgetary Comparison Schedule-Enterprise Fund

Budgetary Comparison Schedule-Internal Service Fund

## MONTEZUMA COUNTY, COLORADO

### Nonmajor Governmental Funds

December 31, 2017

#### **Special Revenue Funds**

Special revenue funds are used to account for taxes and other designated revenues of the County which are used for a specified purpose as required by law or administrative action.

##### **Public Health Fund**

This fund is required by state statute to account for the County's public health operations.

##### **Conservation Trust Fund**

This fund accounts for the County's share of lottery proceeds from the state to pay for local conservation efforts.

##### **Clara Ormiston Fund**

This fund accounts for money received from the Clara Ormiston Trust to help residents of the county with health care costs for the treatment of cancer.

##### **Emergency Telephone Service Fund**

This fund accounts for an emergency telephone service system in Montezuma County.

##### **Sheriff's Department Forfeiture Fund**

This fund was established pursuant to Section 16-13-506 C.R.S. to account for proceeds from property ordered by the court to be forfeited and used for nonoperating purposes.

##### **Revolving Loan Fund**

The Housing and Community Development Act of 1974 has established a Community Development Block Grant program to support economic development projects that create or retain jobs and which contribute to sound overall community development at the local level. The Revolving Loan Fund accounts for the revenue and expenditures relative to these federal monies.

##### **Lodgers' Tax Fund**

This fund accounts for the lodgers' tax revenue collected by merchants to be used for the promotion of Montezuma County.

##### **Emergency Reserve Fund**

This fund accounts for a portion of the County fund balance that was set aside to meet the emergency reserve required by TABOR. This fund had no activity during the current year.

##### **Contingent Fund**

This fund is required by state law. This fund accounts for expenditures not reasonably foreseen at the time the budget is adopted. This fund had no activity during the year.

##### **Law Enforcement Authority**

This fund was created in 2008 to account for the voter approved levy of property taxes to provide increased funding for public safety operations of the County.

**MONTEZUMA COUNTY**  
 Combining Balance Sheet  
 Non Major Governmental Funds

December 31, 2017

		Special Revenue Funds										
		Public Health Fund	Conservation Trust Fund	Clara Ormiston Fund	Emergency Telephone Fund	Sheriffs Forfeiture Fund	Revolving Loan Fund	Lodgers Tax Fund	Emergency Reserve Fund	Contingent Fund	Law Enforcement Authority Fund	Total
<b>Assets</b>												
Cash	\$ 721,490	\$ 269,773	\$ 38,601	\$ 398,792	\$ 25,961	\$ 146,524	\$ 158,887	\$ 722,119	\$ 607,789	\$ 562,369	\$ 3,652,305	
Due from other governments	20,788										20,788	
<b>Total Assets</b>	<b>\$ 742,278</b>	<b>\$ 269,773</b>	<b>\$ 38,601</b>	<b>\$ 398,792</b>	<b>\$ 25,961</b>	<b>\$ 146,524</b>	<b>\$ 158,887</b>	<b>\$ 722,119</b>	<b>\$ 607,789</b>	<b>\$ 562,369</b>	<b>\$ 3,673,093</b>	
<b>Liabilities</b>												
Accounts payable	\$ 55,846			\$ 87,206							\$ 143,052	
Unearned grant revenue	104,187										104,187	
<b>Total Liabilities</b>	<b>160,033</b>	<b>-</b>	<b>-</b>	<b>87,206</b>	<b>-</b>	<b>-</b>	<b>-</b>	<b>-</b>	<b>-</b>	<b>-</b>	<b>247,239</b>	
<b>Fund Balance</b>												
Restricted												
Cancer treatments TABOR	\$ 38,601							\$ 722,119			\$ 38,601	
Unrestricted												
Assigned for future year's expenditures	582,245	\$ 269,773	311,586	311,586	25,961	146,524	158,887	158,887	607,789	562,369	2,665,134	
<b>Total Fund Balance</b>	<b>582,245</b>	<b>269,773</b>	<b>38,601</b>	<b>311,586</b>	<b>25,961</b>	<b>146,524</b>	<b>158,887</b>	<b>722,119</b>	<b>607,789</b>	<b>562,369</b>	<b>3,425,854</b>	
<b>Total Liabilities and Fund Balance</b>	<b>\$ 742,278</b>	<b>\$ 269,773</b>	<b>\$ 38,601</b>	<b>\$ 398,792</b>	<b>\$ 25,961</b>	<b>\$ 146,524</b>	<b>\$ 158,887</b>	<b>\$ 722,119</b>	<b>\$ 607,789</b>	<b>\$ 562,369</b>	<b>\$ 3,673,093</b>	

**MONTEZUMA COUNTY**  
 Combining Statement of Revenues, Expenditures, and Changes in Fund Balances  
 Non Major Governmental Funds

For the Year Ended December 31, 2017

	Special Revenue Funds										Total
	Public Health Fund	Conservation Trust Fund	Clara Ormiston Fund	Emergency Telephone Fund	Sheriff's Forfeiture Fund	Revolving Loan Fund	Lodgers Tax Fund	Emergency Reserve Fund	Contingent Fund	Law Enforcement Authority Fund	
<b>Revenues</b>											
Taxes											
Intergovernmental	\$ 1,949,548	\$ 149,075		\$ 204,274	\$ 15,212	\$ 161,003			\$	\$ 921,163	\$ 1,082,166
Charges for services	389,522	2,963	5,281		11	342					2,098,623
Earnings on investments											609,008
											8,597
<b>Total Revenues</b>	<b>2,339,070</b>	<b>152,038</b>	<b>5,281</b>	<b>204,274</b>	<b>15,223</b>	<b>342</b>	<b>161,003</b>	<b>-</b>	<b>-</b>	<b>921,163</b>	<b>3,798,394</b>
<b>Expenditures</b>											
General government							147,027				147,027
Public safety	2,342,945			148,497							148,497
Public Health											2,342,945
<b>Total expenditures</b>	<b>2,342,945</b>	<b>-</b>	<b>-</b>	<b>148,497</b>	<b>-</b>	<b>-</b>	<b>147,027</b>	<b>-</b>	<b>-</b>	<b>-</b>	<b>2,638,469</b>
Excess revenues over (under) expenditures	(3,875)	152,038	5,281	55,777	15,223	342	13,976	-	-	921,163	1,159,925
<b>Other financing sources (uses)</b>											
Operating transfers in (out)	40,359	(96,857)	(5,533)	(29,130)						(902,900)	(994,061)
<b>Total other financing sources (uses)</b>	<b>40,359</b>	<b>(96,857)</b>	<b>(5,533)</b>	<b>(29,130)</b>	<b>-</b>	<b>-</b>	<b>-</b>	<b>-</b>	<b>-</b>	<b>(902,900)</b>	<b>(994,061)</b>
<b>Excess (deficit) of revenues and other financing sources over (under) expenditures and other financing uses</b>	<b>36,484</b>	<b>55,181</b>	<b>(252)</b>	<b>26,647</b>	<b>15,223</b>	<b>342</b>	<b>13,976</b>	<b>-</b>	<b>-</b>	<b>18,263</b>	<b>165,864</b>
Fund Balances beginning of the year	545,761	214,592	38,853	284,939	10,738	146,182	144,911	\$ 722,119	\$ 607,789	544,106	3,259,990
<b>Fund Balances end of the year</b>	<b>\$ 582,245</b>	<b>\$ 269,773</b>	<b>\$ 38,601</b>	<b>\$ 311,586</b>	<b>\$ 25,961</b>	<b>\$ 146,524</b>	<b>\$ 158,887</b>	<b>\$ 722,119</b>	<b>\$ 607,789</b>	<b>\$ 562,369</b>	<b>\$ 3,425,854</b>

**MONTEZUMA COUNTY**  
Schedule of Revenues, Expenditures, and Changes in  
Fund Balance-Budget and Actual  
Public Health Fund

For the Year Ended December 31, 2017

	Budgeted Amounts		Actual	Variance Favorable (Unfavorable)
	Original	Final		
<b>Revenues</b>				
Intergovernmental revenues				
Operating grants	\$ 2,191,099	\$ 2,227,349	\$ 1,949,548	\$ (277,801)
Charges of services	289,750	289,750	389,522	99,772
<b>Total Revenues</b>	<u>2,480,849</u>	<u>2,517,099</u>	<u>2,339,070</u>	<u>(178,029)</u>
<b>Expenditures</b>				
Public health	2,492,222	2,532,620	2,342,945	189,675
<b>Total Expenditures</b>	<u>2,492,222</u>	<u>2,532,620</u>	<u>2,342,945</u>	<u>189,675</u>
Excess revenues over (under) expenditures	(11,373)	(15,521)	(3,875)	11,646
<b>Other financing sources (uses)</b>				
Operating transfers in	39,578	39,578	40,359	781
<b>Total other financing sources (uses)</b>	<u>39,578</u>	<u>39,578</u>	<u>40,359</u>	<u>781</u>
<b>Excess (deficit) of revenues and other financing sources over (under) expenditures and other financing uses</b>	<u>28,205</u>	<u>24,057</u>	<u>36,484</u>	<u>12,427</u>
Fund Balances beginning of the year	561,726	545,761	545,761	-
<b>Fund Balances end of the year</b>	<u>\$ 589,931</u>	<u>\$ 569,818</u>	<u>\$ 582,245</u>	<u>\$ 12,427</u>

**MONTEZUMA COUNTY**  
Schedule of Revenues, Expenditures, and Changes in  
Fund Balance-Budget and Actual  
Conservation Trust Fund

For the Year Ended December 31, 2017

	Budgeted Amounts		Actual	Variance
	Original	Final		Favorable (Unfavorable)
<b>Revenues</b>				
Intergovernmental				
Lottery funds	\$ 140,000	\$ 140,000	\$ 149,075	\$ 9,075
Total intergovernmental revenues	140,000	140,000	149,075	9,075
Miscellaneous				
Earnings on investments	500	500	2,963	2,463
Total miscellaneous revenues	500	500	2,963	2,463
<b>Total Revenues</b>	140,500	140,500	152,038	11,538
<b>Other financing sources (uses)</b>				
Operating transfers out	(129,716)	(129,716)	(96,857)	32,859
<b>Total other financing sources (uses)</b>	(129,716)	(129,716)	(96,857)	32,859
<b>Excess (deficit) of revenues and other financing sources over (under) expenditures and other financing uses</b>	10,784	10,784	55,181	44,397
Fund Balances beginning of the year	187,512	214,592	214,592	-
<b>Fund Balances end of the year</b>	<b>\$ 198,296</b>	<b>\$ 225,376</b>	<b>\$ 269,773</b>	<b>\$ 44,397</b>

**MONTEZUMA COUNTY**  
Schedule of Revenues, Expenditures, and Changes in  
Fund Balance-Budget and Actual  
Clara Ormiston Fund

For the Year Ended December 31, 2017

	Budgeted Amounts		Actual	Variance
	Original	Final		Favorable (Unfavorable)
<b>Revenues</b>				
Earnings on investments	\$ 4,500	\$ 4,500	\$ 5,281	\$ 781
<b>Total Revenues</b>	<u>4,500</u>	<u>4,500</u>	<u>5,281</u>	<u>781</u>
<b>Other financing sources (uses)</b>				
Operating transfers out	(2,500)	(2,500)	(5,533)	(3,033)
<b>Total other financing sources (uses)</b>	<u>(2,500)</u>	<u>(2,500)</u>	<u>(5,533)</u>	<u>(3,033)</u>
<b>Excess (deficit) of revenues and other financing sources over (under) expenditures and other financing uses</b>	<u>2,000</u>	<u>2,000</u>	<u>(252)</u>	<u>(2,252)</u>
Fund Balances beginning of the year	39,512	38,853	38,853	-
<b>Fund Balances end of the year</b>	<u>\$ 41,512</u>	<u>\$ 40,853</u>	<u>\$ 38,601</u>	<u>\$ (2,252)</u>

**MONTEZUMA COUNTY**  
Schedule of Revenues, Expenditures, and Changes in  
Fund Balance-Budget and Actual  
Emergency Telephone Fund

For the Year Ended December 31, 2017

	Budgeted Amounts		Actual	Variance Favorable (Unfavorable)
	Original	Final		
<b>Revenues</b>				
Charges for services	\$ 200,000	\$ 200,000	\$ 204,274	\$ 4,274
<b>Total Revenues</b>	<u>200,000</u>	<u>200,000</u>	<u>204,274</u>	<u>4,274</u>
<b>Expenditures</b>				
Public safety	155,000	155,000	148,497	6,503
<b>Total Expenditures</b>	<u>155,000</u>	<u>155,000</u>	<u>148,497</u>	<u>6,503</u>
Excess revenues over (under) expenditures	<u>45,000</u>	<u>45,000</u>	<u>55,777</u>	<u>10,777</u>
<b>Other financing sources (uses)</b>				
Operating transfers out	(26,585)	(26,585)	(29,130)	(2,545)
<b>Total other financing sources (uses)</b>	<u>(26,585)</u>	<u>(26,585)</u>	<u>(29,130)</u>	<u>(2,545)</u>
<b>Excess (deficit) of revenues and other financing sources over (under) expenditures and other financing uses</b>	<u>18,415</u>	<u>18,415</u>	<u>26,647</u>	<u>8,232</u>
Fund Balances beginning of the year	263,274	263,274	284,939	21,665
<b>Fund Balances end of the year</b>	<u>\$ 281,689</u>	<u>\$ 281,689</u>	<u>\$ 311,586</u>	<u>\$ 29,897</u>

**MONTEZUMA COUNTY**  
 Schedule of Revenues, Expenditures, and Changes in  
 Fund Balance-Budget and Actual  
 Sheriff's Forfeiture Fund

For the Year Ended December 31, 2017

	Budgeted Amounts		Actual	Variance
	Original	Final		Favorable (Unfavorable)
<b>Revenues</b>				
Other			\$ 15,223	\$ 15,223
<b>Total Revenues</b>	-	-	15,223	15,223
<b>Expenditures</b>				
Public safety				-
<b>Total expenditures</b>	-	-	-	-
<b>Excess revenues over (under) expenditures</b>	-	-	15,223	15,223
Fund Balances beginning of the year	\$ 10,733	\$ 10,733	10,738	5
<b>Fund Balances end of the year</b>	\$ 10,733	\$ 10,733	\$ 25,961	\$ 15,228

**MONTEZUMA COUNTY**  
 Schedule of Revenues, Expenditures, and Changes in  
 Fund Balance-Budget and Actual  
 Revolving Loan Fund

For the Year Ended December 31, 2017

	Budgeted Amounts		Actual	Variance
	Original	Final		Favorable (Unfavorable)
<b>Revenues</b>				
Earnings on investments	\$ 775	\$ 775	\$ 342	\$ (433)
<b>Total Revenues</b>	<u>775</u>	<u>775</u>	<u>342</u>	<u>(433)</u>
<b>Expenditures</b>				-
<b>Excess revenues over (under) expenditures</b>	<u>775</u>	<u>775</u>	<u>342</u>	<u>(433)</u>
Fund Balances beginning of the year	146,608	146,182	146,182	-
<b>Fund Balances end of the year</b>	<u>\$ 147,383</u>	<u>\$ 146,957</u>	<u>\$ 146,524</u>	<u>\$ (433)</u>

**MONTEZUMA COUNTY**  
 Schedule of Revenues, Expenditures, and Changes in  
 Fund Balance-Budget and Actual  
 Lodgers Tax Fund

For the Year Ended December 31, 2017

	Budgeted Amounts		Actual	Variance Favorable (Unfavorable)
	Original	Final		
<b>Revenues</b>				
Lodgers tax	\$ 90,000	\$ 147,030	\$ 161,003	\$ 13,973
<b>Total Revenues</b>	<u>90,000</u>	<u>147,030</u>	<u>161,003</u>	<u>13,973</u>
<b>Expenditures</b>				
General government	90,000	147,030	147,027	3
<b>Total Expenditures</b>	<u>90,000</u>	<u>147,030</u>	<u>147,027</u>	<u>3</u>
<b>Excess revenues over (under) expenditures</b>	<u>-</u>	<u>-</u>	<u>13,976</u>	<u>13,976</u>
Fund Balances beginning of the year	54,792	144,911	144,911	-
<b>Fund Balances end of the year</b>	<u>\$ 54,792</u>	<u>\$ 144,911</u>	<u>\$ 158,887</u>	<u>\$ 13,976</u>

**MONTEZUMA COUNTY**  
Schedule of Revenues, Expenditures, and Changes in  
Fund Balance-Budget and Actual  
Emergency Reserve Fund

For the Year Ended December 31, 2017

	Budgeted Amounts		Actual	Variance
	Original	Final		Favorable (Unfavorable)
<b>Revenues</b>				
Earnings on investments				
<b>Total Revenues</b>	-	-	-	-
<b>Expenditures</b>				
General government				-
<b>Total Expenditures</b>			-	-
Excess revenues over (under) expenditures			-	-
<b>Other financing sources (uses)</b>				
Operating transfers out				-
<b>Total other financing sources (uses)</b>	-	-	-	-
<b>Excess (deficit) of revenues and other financing sources over (under) expenditures and other financing uses</b>	-	-	-	-
Fund Balances beginning of the year	\$ 722,119	\$ 722,119	\$ 722,119	-
<b>Fund Balances end of the year</b>	<b>\$ 722,119</b>	<b>\$ 722,119</b>	<b>\$ 722,119</b>	<b>\$ -</b>

**MONTEZUMA COUNTY**  
 Schedule of Revenues, Expenditures, and Changes in  
 Fund Balance-Budget and Actual  
 Contingent Fund

For the Year Ended December 31, 2017

	Budgeted Amounts		Actual	Variance Favorable (Unfavorable)
	Original	Final		
<b>Revenues</b>				
Reimbursements				
<b>Total Revenues</b>	-	-	-	-
<b>Expenditures</b>				
General government				-
<b>Total Expenditures</b>	-	-	-	-
<b>Excess revenues over (under) expenditures</b>	-	-	-	-
Fund Balances beginning of the year	\$ 607,789	\$ 607,789	\$ 607,789	-
<b>Fund Balances end of the year</b>	\$ 607,789	\$ 607,789	\$ 607,789	-

**MONTEZUMA COUNTY**  
Schedule of Revenues, Expenditures, and Changes in  
Fund Balance-Budget and Actual  
Law Enforcement Authority Fund

For the Year Ended December 31, 2017

	Budgeted Amounts		Actual	Variance
	Original	Final		Favorable (Unfavorable)
<b>Revenues</b>				
Taxes				
Property taxes	\$ 777,656	\$ 777,656	\$ 776,780	\$ (876)
Specific ownership taxes	58,823	58,823	70,100	11,277
Delinquent tax and interest			74,283	74,283
<b>Total Revenues</b>	<u>836,479</u>	<u>836,479</u>	<u>921,163</u>	<u>84,684</u>
<b>Other financing sources (uses)</b>				
Operating transfers out	(896,394)	(896,394)	(902,900)	(6,506)
<b>Total other financing sources (uses)</b>	<u>(896,394)</u>	<u>(896,394)</u>	<u>(902,900)</u>	<u>(6,506)</u>
<b>Excess (deficit) of revenues and other financing sources over (under) expenditures and other financing uses</b>	<u>(59,915)</u>	<u>(59,915)</u>	<u>18,263</u>	<u>78,178</u>
Fund Balances beginning of the year	251,038	544,106	544,106	-
<b>Fund Balances end of the year</b>	<u>\$ 191,123</u>	<u>\$ 484,191</u>	<u>\$ 562,369</u>	<u>\$ 78,178</u>

**MONTEZUMA COUNTY, COLORADO**

Schedule of Revenues, Expenditures and Changes in  
Fund Balance- Budget and Actual  
Capital Fund

For the Year Ended December 31, 2017

	Budgeted Amounts		Actual	Variance Favorable (Unfavorable)
	Original	Final		
<b>Revenues</b>				
Intergovernmental revenues				
Mineral leasing	\$ 800,000	\$ 800,000	\$ 572,096	\$ (227,904)
Grants	2,500,000	1,960,356	2,102,518	142,162
Total intergovernmental revenues	<u>3,300,000</u>	<u>2,760,356</u>	<u>2,674,614</u>	<u>(85,742)</u>
Miscellaneous revenues				
Interest on interfund loan	95,000	95,000	5,525	(89,475)
Other		400,000	13,136	(386,864)
Total miscellaneous revenues	<u>95,000</u>	<u>495,000</u>	<u>18,661</u>	<u>(476,339)</u>
<b>Total Revenues</b>	<u>3,395,000</u>	<u>3,255,356</u>	<u>2,693,275</u>	<u>(562,081)</u>
<b>Expenditures</b>				
General government	387,000	387,000	201,898	185,102
Public safety	8,028,000	6,810,254	6,752,248	58,006
Public health			65,678	(65,678)
Culture and recreation	40,000	467,350	115,564	351,786
Other		235,000		235,000
<b>Total expenditures</b>	<u>8,455,000</u>	<u>7,899,604</u>	<u>7,135,388</u>	<u>764,216</u>
<b>Excess (deficit) of revenues over (under) expenditures</b>	<u>(5,060,000)</u>	<u>(4,644,248)</u>	<u>(4,442,113)</u>	<u>202,135</u>
Other financing sources (uses)				
Transfers out			(5,102)	(5,102)
<b>Excess (deficit) of revenues and other financing sources over (under) expenditures and other financing uses</b>	<u>(5,060,000)</u>	<u>(4,644,248)</u>	<u>(4,447,215)</u>	<u>197,033</u>
Fund balance, beginning	6,942,882	6,595,206	6,595,206	-
<b>Fund balance, ending</b>	<u>\$ 1,882,882</u>	<u>\$ 1,950,958</u>	<u>\$ 2,147,991</u>	<u>\$ 197,033</u>

**MONTEZUMA COUNTY, COLORADO**

Statement of Revenues, Expenditures, and Changes in Net Position - Budget and Actual

Proprietary Fund

Enterprise Fund

Landfill Fund

For the Year Ended December 31, 2017

	Budgeted Amounts		(Non GAAP Basis)	Variance
	Original	Final	Actual Amounts	Favorable (Unfavorable)
<b>Operating Revenues</b>				
Landfill fees	\$ 1,085,788	\$ 1,374,738	\$ 1,371,610	\$ (3,128)
Total local sources	<u>1,085,788</u>	<u>1,374,738</u>	<u>1,371,610</u>	<u>(3,128)</u>
<b>Operating Expenses</b>				
Landfill operations				
Salaries	369,652	369,652	365,366	4,286
Employee benefits	110,760	110,760	111,299	(539)
Other operating expenses	157,441	196,178	169,087	27,091
Professional fees	138,424	138,424	91,107	47,317
Utilities	24,443	28,179	26,368	1,811
Insurance and bonds	28,774	28,774	31,055	(2,281)
Repairs and maintenance	96,322	245,156	102,532	142,624
Capital outlay	103,500	212,450	391,940	(179,490)
<b>Total Operating Expenses</b>	<u>1,029,316</u>	<u>1,329,573</u>	<u>1,288,754</u>	<u>40,819</u>
Operating income (loss)	<u>56,472</u>	<u>45,165</u>	<u>82,856</u>	<u>37,691</u>
<b>Non-Operating Revenue (Expense)</b>				
(Increase) Decrease in accrued closure costs			(253,337)	(253,337)
Gain on sale of assets	70,000	70,000		(70,000)
Interfund loan principal	(90,257)	(90,257)	(90,257)	-
Interfund loan interest	(5,525)	(5,525)	(5,525)	-
<b>Total Non-Operating Revenue (Expense)</b>	<u>(25,782)</u>	<u>(25,782)</u>	<u>(349,119)</u>	<u>(323,337)</u>
Change in net position non GAAP basis	30,690	19,383	(266,263)	(285,646)
Add capital outlay			391,940	391,940
Add interfund loan principal			90,257	90,257
Less depreciation expense			(244,308)	(244,308)
Change in net position	<u>30,690</u>	<u>19,383</u>	<u>(28,374)</u>	<u>(47,757)</u>
Net position beginning of the year	1,330,596	1,340,904	1,340,904	-
<b>Net position end of the year</b>	<u>\$ 1,361,286</u>	<u>\$ 1,360,287</u>	<u>\$ 1,312,530</u>	<u>\$ (47,757)</u>

**MONTEZUMA COUNTY**

Statement of Revenues, Expenditures and Changes in Net Position-Budget and Actual  
 Proprietary Fund  
 Internal Service Fund  
 Fleet Fund

For the Year Ended December 31, 2017

	Budgeted Amounts		(Non GAAP Basis)	Variance
	Original	Final	Actual Amounts	Favorable (Unfavorable)
<b>Operating Revenues</b>				
Fleet fees	\$ 637,025	\$ 637,025	\$ 544,146	\$ (92,879)
Total local sources	637,025	637,025	544,146	(92,879)
<b>Operating Expenses</b>				
Fleet operations				
Salaries	177,154	177,154	170,269	6,885
Employee benefits	58,897	58,897	51,476	7,421
Other operating expenses	150,600	150,600	137,818	12,782
Professional fees	2,000	2,000	3,469	(1,469)
Utilities	9,440	9,440	6,598	2,842
Insurance and bonds	72,300	72,300	1,662	70,638
Capital outlay	70,000	70,000	127,863	(57,863)
<b>Total Operating Expenses</b>	540,391	540,391	499,155	41,236
Operating Income (loss)	96,634	96,634	44,991	(51,643)
<b>Non-Operating Revenue (Expense)</b>				
Gain on sale of assets	20,000	20,000	27,073	7,073
<b>Total Non-Operating Revenue (Expense)</b>	20,000	20,000	27,073	7,073
Income before capital contributions and transfers	116,634	116,634	72,064	(44,570)
Transfers in			125	125
Change in net position non GAAP basis	116,634	116,634	72,189	(44,445)
Add capital outlay			127,863	127,863
Less depreciation expense			(264,975)	(264,975)
Change in net position	116,634	116,634	(64,923)	(181,557)
Net position beginning of the year	(306,764)	735,380	735,380	-
<b>Net position end of the year</b>	<b>\$ (190,130)</b>	<b>\$ 852,014</b>	<b>\$ 670,457</b>	<b>\$ (181,557)</b>

## INFORMATION REQUIRED BY OVERSIGHT AUTHORITIES

Majors and Haley, P.C.  
Certified Public Accountants

P.O. Box 1478  
Cortez, CO 81321  
(970) 565-9521  
Fax: (970) 565-9441

Chris L. Majors, CPA, MT

Lori Hasty Haley, CPA

INDEPENDENT AUDITORS' REPORT ON INTERNAL CONTROL OVER FINANCIAL REPORTING AND ON COMPLIANCE AND OTHER MATTERS BASED ON AN AUDIT OF FINANCIAL STATEMENTS PERFORMED IN ACCORDANCE WITH GOVERNMENT AUDITING STANDARDS

To the Board of County Commissioners  
Montezuma County, Colorado  
Cortez, Colorado 81321

We have audited in accordance with the auditing standards generally accepted in the United States of America and the standards applicable to financial audits contained in *Governmental Auditing Standards* issued by the Comptroller General of the United States, the financial statements of the governmental activities, the business-type activities, each major fund, and the aggregate remaining fund information of Montezuma County, Colorado as of and for the year ended December 31, 2017 and the related notes to the financial statements, which collectively comprise the Montezuma County, Colorado's basic financial statements and have issued our report thereon dated June 19, 2018.

**Internal Control Over Financial Reporting**

In planning and performing our audit, we considered Montezuma County, Colorado's internal control over financial reporting (internal control) to determine the audit procedures that are appropriate in the circumstances for the purpose of expressing our opinions on the financial statements, but not for the purpose of expressing an opinion on the effectiveness of the Montezuma County, Colorado's internal control. Accordingly, we do not express an opinion on the effectiveness of the Montezuma County, Colorado's internal control.

*A deficiency in internal control* exists when the design or operation of a control does not allow management or employees, in the normal course of performing their assigned functions, to prevent or detect misstatements on a timely basis. A *material weakness* is a deficiency, or combination of deficiencies, in internal control such that there is a reasonable possibility that a material misstatement of the entity's financial statements will not be prevented, or detected and corrected on a timely basis. A *significant deficiency* is a deficiency, or a combination of deficiencies, in internal control that is less

severe than a material weakness, yet important enough to merit attention by those charges with governance.


Our consideration of internal control over financial reporting was for the limited purpose described in the first paragraph of this section and was not designed to identify all deficiencies in internal control that might be material weaknesses or significant deficiencies. Given these limitations, during our audit we did not identify any deficiencies in internal control that we consider to be material weaknesses. However, material weaknesses may exist that have not been identified.

### **Compliance and Other Matters**

As part of obtaining reasonable assurance about whether Montezuma County, Colorado's financial statements are free of material misstatement, we performed tests of its compliance with certain provisions of laws, regulations, contracts and grants agreements, noncompliance with which could have a direct and material effect on the determination of financial statement amounts. However, providing an opinion on compliance with those provisions was not an objective of our audit and, accordingly, we do not express such an opinion. The results of our tests disclosed no instances of noncompliance that are required to be reported under *Government Auditing Standards*.

### **Purpose of this Report**

The purpose of this report is solely to describe the scope of our testing of internal controls and compliance and the results of that testing, and not to provide an opinion on the effectiveness of the entity's internal control or on compliance. This report is an integral part of an audit performed in accordance with *Government Auditing Standards* in considering the entity's internal control and compliance. Accordingly, this communication is not suitable for any other purpose.



Majors and Haley, P.C.  
June 19, 2018

Majors and Haley, P.C.  
Certified Public Accountants

P.O. Box 1478  
Cortez, CO 81321  
(970) 565-9521  
Fax: (970) 565-9441

Chris L. Majors, CPA, MT

Lori Hasty Haley, CPA

INDEPENDENT AUDITORS' REPORT ON COMPLIANCE FOR EACH MAJOR PROGRAM AND  
INTERNAL CONTROL OVER COMPLIANCE REQUIRED BY THE UNIFORM GUIDANCE

To the Board of County Commissioners  
Montezuma County, Colorado  
Cortez, Colorado 81321

**Report on Compliance for Each Major Federal Program**

We have audited the Montezuma County, Colorado's compliance with the types of compliance requirements described in the *OMB Compliance Supplement* that could have a direct and material effect on each of Montezuma County, Colorado's major federal programs for the year ended December 31, 2017. The Montezuma County, Colorado's major federal programs are identified in the summary of auditor's results section of the accompanying schedule of findings and questioned costs.

***Management's Responsibility***

Management is responsible for compliance with the requirements of laws, regulations, contracts, and grants applicable to its federal programs.

***Auditors' Responsibility***

Our responsibility is to express an opinion on compliance for each of the Montezuma County, Colorado's major federal programs based on our audit of the types of compliance requirements referred to above. We conducted our audit of compliance in accordance with auditing standards generally accepted in the United States of America; the standards applicable to financial audits contained in *Government Auditing Standards*, issued by the Comptroller General of the United States; and the audit requirements of Title 2 U.S. *Code of Federal Regulations* Part 200, *Uniform Administrative Requirements, Cost Principles, and Audit Requirements for Federal Awards* (Uniform Guidance). Those standards and the Uniform Guidance require that we plan and perform the audit to obtain reasonable assurance about whether noncompliance with the types of compliance requirements referred to above that could have a direct and material effect on a major federal program occurred. An audit includes examining, on a test basis, evidence about the Montezuma County, Colorado's compliance with those requirements and performing such other procedures, as we considered necessary in the circumstances.

We believe that our audit provides a reasonable basis for our opinion on compliance for each major federal program. However, our audit does not provide a legal determination on the Montezuma County, Colorado's compliance.

### ***Opinion on Each Major Federal Program***

In our opinion, the Montezuma County, Colorado complied, in all material respects, with the requirements referred to above that could have a direct and material effect on each of its major federal programs for the year ended December 31, 2017.

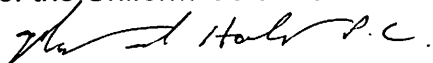
### **Report on Internal Control Over Compliance**

Management of the Montezuma County, Colorado is responsible for establishing and maintaining effective internal control over compliance with the types of compliance requirements referred to above. In planning and performing our audit of compliance, we considered the Montezuma County, Colorado's internal control over compliance with the types of requirements that could have a direct and material effect on each major federal program to determine the auditing procedures that are appropriate in the circumstances for the purpose of expressing our opinion on compliance for each major federal program and to test and report on internal control over compliance in accordance with the Uniform Guidance, but not for the purpose of expressing an opinion on the effectiveness of internal control over compliance. Accordingly, we do not express an opinion on the effectiveness of the Montezuma County, Colorado's internal control over compliance.

*A deficiency in internal control over compliance* exists when the design or operation of a control over compliance does not allow management or employees, in the normal course of performing their assigned functions, to prevent or detect and correct, noncompliance with a type of compliance requirement of a federal program on a timely basis. *A material weakness in internal control over compliance* is a deficiency, or combination of control deficiencies, in internal control over compliance, such that there is a reasonable possibility that material noncompliance with a type of compliance requirement of a federal program will not be prevented, detected and corrected, on a timely basis. *A significant deficiency in internal control over compliance* is a deficiency, or combination of deficiencies, in internal control over compliance with a type of compliance requirement of a federal program that is less severe than a material weakness in internal control over compliance, yet important enough to merit attention by those charges with governance.

Our consideration of internal control over compliance was for limited purpose described in the first paragraph of this section and was not designed to identify all deficiencies in internal control over compliance that might be material weaknesses or significant deficiencies. We did not identify any deficiencies in internal control over compliance that we consider to be material weaknesses. However, material weaknesses may exist that have not been identified.

The purpose of this report on internal control over compliance is solely to describe the scope of our testing of internal control over compliance and the results of that testing based on the requirements of the Uniform Guidance. Accordingly, this report is not suitable for any other purpose.



Majors and Haley, P.C.  
June 19, 2018

**MONTEZUMA COUNTY, COLORADO**

SCHEDULE OF FEDERAL FINANCIAL ASSISTANCE  
For The Year Ended December 31, 2017

Federal Grantor/ Pass-Through Grantor/ Program Title	Federal CFDA Number	Disbursements/ Expenditures
U.S. Department of Agriculture		
Passed through the Colorado Department of Human Services		
SNAP Administration	10.561	\$ 221,358
Food Distribution	10.568	<u>58,593</u>
		<u>279,951</u>
Passed through the Colorado Department of Public Health and Environment		
Special Supplemental Food-WIC	10.557	428,017
U.S. Department of Health and Human Services		
Passed through the Colorado Department of Public Health and Environment		
CDC Investigations and Technical Assistance	93.283	5,000
CHAPS Grant	93.758	14,500
Public Health Emergency Preparedness	93.074	145,760
Maternal and Child Health Services	93.994	30,705
Childhood Immunization Grant	93.268	<u>7,179</u>
		<u>203,144</u>
Passed through the Colorado Department of Human Services		
Title XIX Medicaid	93.778	207,208
TANF-Colorado Works	93.558	780,626
Title IV-E Guard	93.090	16,734
IV-B Child Care	93.645	14,653
Title IV-E Foster Care	93.658	279,307
Title XX Block Grant	93.667	113,287
Title IV-D Administration	93.563	151,080
Low Income Home Energy Assistance (LEAP)	93.568	2
Child Care Development Fund	93.596	77,842
Child Care Development Fund-Discretion	93.575	170,305
COACT Colorado	93.104	59,666
PSSF Grant	93.556	87,803
Title IV-E Adoption	93.659	61,330
Other	93.XXX	<u>(170)</u>
		<u>2,019,673</u>
Passed through the Colorado Department of Health Care Policy and Finance		
Single Entry Point Grant	93.778	250,094
Passed through Housing Solutions of the Southwest		
Community Services Block Grant	93.569	44,042
U.S. Department of Transportation		
Passed through the Colorado Department of Transportation		
DRE Training Grant	20.616	481
State and Community Highway Safety	20.600	4,950
Formula Grant for Rural Areas	20.509	67,182
Highway Planning and Construction	20.205	<u>36,542</u>
		<u>109,155</u>
U.S. Department of Justice		
Passed through the Colorado Department of Criminal Justice		
JAG Pretrial Grant	16.738	56,544
Bulletproof Vest Grant	16.607	<u>1,948</u>
		<u>58,492</u>
U.S. Federal Emergency Management Agency		
Passed through the Colorado Department of Public Services		
EMS Grant	97.039	40,936
Other Federal Assistance		
Forest Service	10.666	<u>6,057</u>
Total		<u>\$ 3,439,561</u>

## **MONTEZUMA COUNTY, COLORADO**

### **NOTES TO THE SCHEDULE OF FEDERAL FINANCIAL ASSISTANCE For the Year Ended December 31, 2017**

#### **BASIS OF PRESENTATION**

The accompanying Schedule of Federal Financial Assistance includes the federal grant activity of Montezuma County, Colorado and is presented on the accrual basis of accounting. The information in this schedule is presented in accordance with the requirements of Title 2 U.S. *Code of Federal Regulations* Part 200, *Uniform Administrative Requirements, Cost Principles, and Audit Requirements for Federal Awards*. Therefore, some amounts presented in this schedule may differ from amounts presented in, or used in the preparation of the basic financial statements.

#### **FOOD DISTRIBUTION**

Non-monetary assistance is reported in the Schedule at the fair market value of the commodities received and disbursed.

#### **SUBRECIPIENTS**

Montezuma County had no sub-recipients of federal funds for the year ended December 31, 2017.

## **MONTEZUMA COUNTY, COLORADO**

### **SCHEDULE OF FINDINGS AND QUESTIONED COSTS For the Year Ended December 31, 2017**

#### **SUMMARY OF AUDIT RESULTS**

1. The auditors' report expresses an unqualified opinion on the (general purpose) financial statements of Montezuma County, Colorado.
2. No instances of noncompliance material to the (general purpose) financial statements of Montezuma County, Colorado were disclosed during the audit.
3. The auditors' report on compliance for the major federal award programs for Montezuma County, Colorado expressed an unqualified opinion on all major programs.
4. No instances of audit findings relating to major programs were disclosed during the audit.
5. The programs tested as major programs included:  
    Temporary Assistance for Needy Families (TANF)  
    CFDA Number 93.558
6. The threshold for distinguishing Type A and B programs was \$750,000.
7. Montezuma County, Colorado was determined to be a low-risk auditee.

#### **FINDINGS RELATED TO THE FINANCIAL STATEMENTS**

There were no reportable findings related to the financial statements.

#### **FINDINGS AND QUESTIONED COSTS FOR FEDERAL AWARDS**

There were no reportable findings or questioned costs related to federal awards.

**MONTEZUMA COUNTY, COLORADO**

**SUMMARY SCHEDULE OF PRIOR AUDIT FINDINGS**  
**For the Year Ended December 31, 2017**

There were no findings or questioned costs relative to federal awards in the prior year.

**MONTEZUMA COUNTY, COLORADO**

**SCHEDULE OF CORRECTIVE ACTION PLAN**  
**For the Year Ended December 31, 2017**

There were no audit findings to be included in the current audit report; therefore, a corrective action plan is not necessary.

The public report burden for this information collection is estimated to average 380 hours annually.

**LOCAL HIGHWAY FINANCE REPORT**

City or County:  
County  
YEAR ENDING :  
December 2017

This Information From The Records Of (example - City of \_ or County of \_) County of Montezuma, Colorado Prepared By: Majors and Haley P.C.  
Phone: 970-565-9521

**I. DISPOSITION OF HIGHWAY-USER REVENUES AVAILABLE FOR LOCAL GOVERNMENT EXPENDITURE**

ITEM	A. Local Motor-Fuel Taxes	B. Local Motor-Vehicle Taxes	C. Receipts from State Highway-User Taxes	D. Receipts from Federal Highway Administration
1. Total receipts available				
2. Minus amount used for collection expenses				
3. Minus amount used for nonhighway purposes				
4. Minus amount used for mass transit				
5. Remainder used for highway purposes				

**II. RECEIPTS FOR ROAD AND STREET PURPOSES**

**III. DISBURSEMENTS FOR ROAD AND STREET PURPOSES**

ITEM	AMOUNT	ITEM	AMOUNT
<b>A. Receipts from local sources:</b>		<b>A. Local highway disbursements:</b>	
1. Local highway-user taxes		1. Capital outlay (from page 2)	693,173
a. Motor Fuel (from Item I.A.5.)		2. Maintenance:	6,417,394
b. Motor Vehicle (from Item I.B.5.)		3. Road and street services:	
c. Total (a.+b.)		a. Traffic control operations	
2. General fund appropriations		b. Snow and ice removal	321,063
3. Other local imposts (from page 2)	3,436,488	c. Other	
4. Miscellaneous local receipts (from page 2)	451,244	d. Total (a. through c.)	321,063
5. Transfers from toll facilities		4. General administration & miscellaneous	159,592
6. Proceeds of sale of bonds and notes:		5. Highway law enforcement and safety	
a. Bonds - Original Issues		6. Total (1 through 5)	7,591,222
b. Bonds - Refunding Issues		<b>B. Debt service on local obligations:</b>	
c. Notes		1. Bonds:	
d. Total (a. + b. + c.)	0	a. Interest	
7. Total (1 through 6)	3,887,732	b. Redemption	
<b>B. Private Contributions</b>		c. Total (a. + b.)	0
<b>C. Receipts from State government</b> (from page 2)	3,065,469	2. Notes:	
<b>D. Receipts from Federal Government</b> (from page 2)	578,153	a. Interest	5,843
<b>E. Total receipts (A.7 + B + C + D)</b>	7,531,354	b. Redemption	77,844
		c. Total (a. + b.)	83,687
		3. Total (1.c + 2.c)	83,687
		<b>C. Payments to State for highways</b>	
		<b>D. Payments to toll facilities</b>	
		<b>E. Total disbursements (A.6 + B.3 + C + D)</b>	7,674,909

**IV. LOCAL HIGHWAY DEBT STATUS**

(Show all entries at par)

	Opening Debt	Amount Issued	Redemptions	Closing Debt
<b>A. Bonds (Total)</b>				0
1. Bonds (Refunding Portion)				
<b>B. Notes (Total)</b>	199,411		77,844	121,567

**V. LOCAL ROAD AND STREET FUND BALANCE**

	A. Beginning Balance	B. Total Receipts	C. Total Disbursements	D. Ending Balance	E. Reconciliation
	7,649,103	7,531,354	7,674,909	7,505,548	0

Notes and Comments:

<b>LOCAL HIGHWAY FINANCE REPORT</b>	STATE: Colorado
	YEAR ENDING (mm/yy): December 2017

**II. RECEIPTS FOR ROAD AND STREET PURPOSES - DETAIL**

ITEM	AMOUNT	ITEM	AMOUNT
<b>A.3. Other local imposts:</b>		<b>A.4. Miscellaneous local receipts:</b>	
a. Property Taxes and Assessments	1,674,202	a. Interest on investments	
b. Other local imposts:		b. Traffic Fines & Penalties	
1. Sales Taxes		c. Parking Garage Fees	
2. Infrastructure & Impact Fees	1,609,414	d. Parking Meter Fees	
3. Liens		e. Sale of Surplus Property	20,484
4. Licenses		f. Charges for Services	408,459
5. Specific Ownership &/or Other	152,872	g. Other Misc. Receipts	19,989
6. Total (1. through 5.)	1,762,286	h. Other	2,312
c. Total (a. + b.)	3,436,488	i. Total (a. through h.)	451,244
	(Carry forward to page 1)		(Carry forward to page 1)

ITEM	AMOUNT	ITEM	AMOUNT
<b>C. Receipts from State Government</b>		<b>D. Receipts from Federal Government</b>	
1. Highway-user taxes	2,732,713	1. FHWA (from Item I.D.5.)	
2. State general funds		2. Other Federal agencies:	
3. Other State funds:		a. Forest Service	6,057
a. State bond proceeds		b. FEMA	
b. Project Match		c. HUD	
c. Motor Vehicle Registrations	93,502	d. Federal Transit Admin	
d. Other (Specify) - DOLA Grant	239,254	e. U.S. Corps of Engineers	
e. Other (Specify)		f. Other Federal Mineral Leasing	572,096
f. Total (a. through e.)	332,756	g. Total (a. through f.)	578,153
4. Total (1. + 2. + 3.f)	3,065,469	3. Total (1. + 2.g)	
			(Carry forward to page 1)

**III. DISBURSEMENTS FOR ROAD AND STREET PURPOSES - DETAIL**

	ON NATIONAL HIGHWAY SYSTEM (a)	OFF NATIONAL HIGHWAY SYSTEM (b)	TOTAL (c)
<b>A.1. Capital outlay:</b>			
a. Right-Of-Way Costs			0
b. Engineering Costs			0
c. Construction:			
(1). New Facilities			0
(2). Capacity Improvements			0
(3). System Preservation		693,173	693,173
(4). System Enhancement & Operation			0
(5). Total Construction (1) + (2) + (3) + (4)	0	693,173	693,173
d. Total Capital Outlay (Lines 1.a. + 1.b. + 1.c.5)	0	693,173	693,173
			(Carry forward to page 1)

Notes and Comments: