

Gunnison County

Financial Report

December 31, 2017



E

RECEIVED

Office of the State Auditor

August 9, 2018

**Gunnison County, Colorado
Financial Report
December 31, 2017**

Table of Contents

	Page
INDEPENDENT AUDITOR'S REPORT	A1 – A3
Management's Discussion and Analysis	B1 – B6
Basic Financial Statements:	
Government-wide Financial Statements:	
Statement of Net Position	C1
Statement of Activities	C2
Fund Financial Statements:	
Governmental Funds:	
Balance Sheet	C3
Reconciliation of Governmental Funds Balance Sheet to the Statement of Net Position	C4
Statement of Revenues, Expenditures and Changes in Fund Balances	C5
Reconciliation of the Governmental Funds Statement of Revenues, Expenditures and Changes in Fund Balances to the Statement of Activities	C6
Proprietary Funds:	
Statement of Net Position	C7
Statement of Revenues, Expenses, and Changes in Fund Net Position	C8
Statement of Cash Flows	C9
Fiduciary Funds:	
Statement of Assets and Liabilities	C10
Notes to the Financial Statements	D1 – D36
Required Supplementary Information:	
General Fund:	
Schedule of Revenues, Expenditures and Changes in Fund Balances - Budget (GAAP Basis) and Actual	E1
Schedule of Revenues - Budget (GAAP Basis) and Actual	E2
Schedule of Expenditures - Budget (GAAP Basis) and Actual	E3
Major Special Revenue Funds:	
Schedule of Revenues, Expenditures and Changes in Fund Balances - Budget (GAAP Basis) and Actual:	
Road and Bridge Fund	E4
Human Services Fund	E5
Sales Tax Capital Improvement Fund	E6
Supplementary Information:	
Schedule of Revenues, Expenditures and Changes in Fund Balances - Budget (GAAP Basis) and Actual - Capital Projects Funds -	
Airport Construction Fund	F1
Capital Expenditures Fund	F2
Non-major Governmental Funds:	
Combining Balance Sheet	F3
Combining Schedule of Revenues, Expenditures and Changes in Fund Balances	F4

**Gunnison County, Colorado
Financial Report
December 31, 2017**

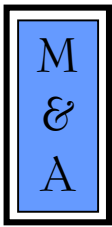
**Table of Contents
(Continued)**

	Page
Supplementary Information (continued):	
Non-major Governmental Funds (continued):	
Schedule of Revenues, Expenditures and Changes in Fund Balances -	
Budget (GAAP Basis) and Actual:	
Conservation Trust Fund	F5
Public Health Fund	F6
Mosquito Control Fund	F7
Land Preservation Fund	F8
Sage Grouse Fund	F9
Risk Management Fund	F10
Gunnison County Housing Authority Administration	F11
Local Marketing District	F12
Debt Service Fund	F13
Enterprise Funds:	
Schedule of Revenues, Expenditures and Available Resources -	
Budget (Non-GAAP Basis) and Actual:	
Airport Operations Fund	F14
Gunnison County Sewer Fund	F15
Gunnison County Water Fund	F16
Landfill Operations Fund	F17
Gunnison County Housing Authority - Assisted Living	F18
Gunnison County Housing Authority - Mountain View	F19
Internal Service Funds:	
Combining Statement of Net Position	F20
Combining Statement of Revenues, Expenses and Changes in Fund Net Position	F21
Combining Statement of Cash Flows	F22
Schedule of Revenues, Expenditures and Available Resources -	
Budget (Non-GAAP Basis) and Actual:	
Internal Service Fund I	F23
Internal Service Fund II	F24
Internal Service Fund III	F25
Agency Funds:	
Schedule of Changes in Assets and Liabilities:	
County Treasurer Agency Fund	F26
Public Trustee Agency Fund	F27
Schedule of Passenger Facility Charges Collected and Expended	F28
Local Highway Finance Report	F29 – F30

**Gunnison County, Colorado
Financial Report
December 31, 2017**

**Table of Contents
(Continued)**

	Page
Single Audit Reports and Schedules:	
Independent Auditor's Report on Internal Control Over Financial Reporting and on Compliance and Other Matters Based on an Audit of Financial Statements Performed in Accordance With <i>Government Auditing Standards</i>	G1 – G2
Independent Auditor's Report on Compliance for Each Major Federal Program; On Compliance with the Passenger Facility Charge Program; Report on Internal Control over Compliance Required By Uniform Guidance and the <i>Passenger Facility Charge Audit Guide for Public Agencies</i>	G3 – G4
Schedule of Findings and Questioned Costs	G5
Schedule of Prior Audit Findings and Questioned Costs	G6
Schedule of Expenditures of Federal Awards	G7 – G8
Schedule of Passenger Facility Charges Collected and Expended	G9



MCMAHAN AND ASSOCIATES, L.L.C.

Certified Public Accountants and Consultants

CHAPEL SQUARE, BLDG C
245 CHAPEL PLACE, SUITE 300
P.O. Box 5850, AVON, CO 81620

WEB SITE: WWW.MCMAHANCPA.COM
MAIN OFFICE: (970) 845-8800
FACSIMILE: (970) 845-8108
E-MAIL: MCMAHAN@MCMAHANCPA.COM

INDEPENDENT AUDITOR'S REPORT

**To the Board of County Commissioners
Gunnison County, Colorado**

Report on the Financial Statements

We have audited the accompanying financial statements of the governmental activities, the business-type activities, the aggregate discretely presented component unit, each major fund, and the aggregate remaining fund information of Gunnison County, Colorado (the "County"), as of and for the year ended December 31, 2017, and the related notes to the financial statements, which collectively comprise the County's basic financial statements as listed in the table of contents

Management's Responsibility for the Financial Statements

Management is responsible for the preparation and fair presentation of these financial statements in accordance with accounting principles generally accepted in the United States of America; this includes the design, implementation, and maintenance of internal control relevant to the preparation and fair presentation of financial statements that are free from material misstatement, whether due to fraud or error.

Auditor's Responsibility

Our responsibility is to express an opinion on these financial statements based on our audit. We did not audit the financial statements of the Gunnison Valley Hospital and Health Care Center, the discretely presented component unit of Gunnison County, which represents 100 percent of the assets, net position, and revenues of the aggregate discretely presented component unit. Those financial statements were audited by other auditors whose report thereon has been furnished to us, and our opinion, insofar as it relates to the amounts included for Gunnison Valley Hospital and Health Care Center, is based on the report of the other auditors. We conducted our audit in accordance with auditing standards generally accepted in the United States of America and the standards applicable to financial audits contained in *Government Auditing Standards*, issued by the Comptroller General of the United States. Those standards require that we plan and perform the audit to obtain reasonable assurance about whether the financial statements are free from material misstatement.

An audit includes performing procedures to obtain audit evidence about the amounts and disclosures in the financial statements. The procedures selected depend on the auditor's judgment, including assessment of the risks of material misstatement of the financial statements, whether due to fraud or error. In making those risk assessments, the auditor considers internal control relevant to the County's preparation and fair presentation of the financial statements in order to design audit procedures that are appropriate in the circumstances. An audit also includes evaluating the appropriateness of accounting policies used and the reasonableness of significant accounting estimates made by management, as well as evaluating the overall financial statement presentation.

We believe that the audit evidence we have obtained is sufficient and appropriate to provide a basis for our audit opinions.

Member: American Institute of Certified Public Accountants

PAUL J. BACKES, CPA, CGMA
MICHAEL N. JENKINS, CA, CPA, CGMA
DANIEL R. CUDAHY, CPA, CGMA

AVON: (970) 845-8800
ASPEN: (970) 544-3996
FRISCO: (970) 668-3481

INDEPENDENT AUDITOR'S REPORT
To the Board of County Commissioners
Gunnison County, Colorado

Opinions

In our opinion, the financial statements referred to above present fairly, in all material respects, the respective financial position of the governmental activities, the business-type activities, the aggregate discretely presented component unit, each major fund, and the aggregate remaining fund information of Gunnison County, Colorado as of December 31, 2017, and the respective changes in financial position and, where applicable, cash flows thereof for the year then ended in accordance with accounting principles generally accepted in the United States of America.

Other Matters

Accounting principles generally accepted in the United States of America require that Management's Discussion and Analysis in Section B be presented to supplement the basic financial statements. Such information, although not a part of the basic financial statements, is required by the Governmental Accounting Standards Board, who considers it to be an essential part of financial reporting for placing the basic financial statements in an appropriate operational, economic, or historical context. We have applied certain limited procedures to the required supplementary information in accordance with auditing standards generally accepted in the United States of America, which consisted of inquiries of management about the methods of preparing the information and comparing the information for consistency with management's responses to our inquiries, the basic financial statements, and other knowledge we obtained during our audit of the basic financial statements. We do not express an opinion or provide any assurance on the information because the limited procedures do not provide us with sufficient evidence to express an opinion or provide any assurance.

The budgetary comparison information in section E is not a required part of the basic financial statements but is supplementary information required by accounting principles generally accepted in the United States of America. The budgetary comparison information has been subjected to the auditing procedures applied in the audit of the financial statements and certain additional procedures, including comparing and reconciling such information directly to the underlying accounting and other records used to prepare the financial statement or to the financial statements themselves, and other additional procedures in accordance with auditing standards generally accepted in the United States of America. In our opinion, the information is fairly stated in all material respects in relation to the financial statements as a whole.

Our audit was conducted for the purpose of forming opinions on the financial statements that collectively comprise the County's financial statements taken as a whole. The combining fund financial statements, individual fund budgetary information, and the Local Highway Finance Report listed in the accompanying table of contents are presented for purposes of additional analysis and are not a required part of the County's financial statements. The combining fund financial statements, the individual fund budgetary information, and the Local Highway Finance Report are the responsibility of management and were derived from and relate directly to the underlying accounting and other records used to prepare the financial statements. Such information has been subjected to the auditing procedures applied in the audit of the financial statements and certain additional procedures, including comparing and reconciling such information directly to the underlying accounting and other records used to prepare the financial statements or to the financial statements themselves, and other additional procedures in accordance with auditing standards generally accepted in the United States of America. In our opinion, the information is fairly stated in all material respects in relation to the financial statements as a whole.

INDEPENDENT AUDITOR'S REPORT
To the Board of County Commissioners
Gunnison County, Colorado

Other Matters (continued)

Additionally, the Schedule of Passenger Facility Charges Collected and Expended in section F, and the Schedule of Expenditures of Federal Awards are presented for the purpose of additional analysis, as required by the *Passenger Facility Charge Audit Guide for Public Agencies*, issued by the Federal Aviation Administration, and the audit requirements of Title 2 U.S. Code of Federal Regulations Part 200, *Uniform Administrative Requirements, Cost Principles, and Audit Requirements for Federal Awards*, and are not a required part of the County's financial statements. Such information has been subjected to the auditing procedures applied in the audit of the financial statements and certain additional procedures, including comparing and reconciling such information directly to the underlying accounting and other records used to prepare the financial statement or to the financial statements themselves, and other additional procedures in accordance with auditing standards generally accepted in the United States of America. In our opinion, the Schedule of Passenger Facility Charges Collected and Expended and the Schedule of Expenditures of Federal Awards are fairly stated in all material respects in relation to the financial statements as a whole.

Other Reporting Required by Government Auditing Standards

In accordance with *Government Auditing Standards*, we have also issued our report dated July 30, 2018 on our consideration of the County's internal control over financial reporting and on our tests of its compliance with provisions of laws, regulations, contracts, and grant agreements and other matters. The purpose of that report is to describe the scope of our testing of internal control over financial reporting and compliance and the results of that testing, and not to provide an opinion on the internal control over financial reporting or on compliance. That report is an integral part of an audit performed in accordance with *Government Auditing Standards* in considering the County's internal control over financial reporting and compliance.

McMahan and Associates, L.L.C.

McMahan and Associates, L.L.C.
July 30, 2018

MANAGEMENT'S DISCUSSION AND ANALYSIS



Gunnison County, Colorado

Management's Discussion and Analysis

December 31, 2017

As management of the Gunnison County (the "County"), we offer readers of the County's financial statements this narrative overview and analysis of the financial activities of the County for the fiscal year ended December 31, 2017.

Financial Highlights

- On a short term view, the County's governmental funds increased \$390,997. This was primarily due to increases in the General Fund, Road and Bridge Fund, and the aggregate non-major governmental funds, and was offset by decreases in the Human Services Fund, Airport Construction Fund, and Sales Tax Capital Improvement Fund.
- On a long term view the County's governmental activities decreased net position by \$85,171 due to an increase in expenses.
- On a short term view the County's business type funds available resources increased \$4,165,225. This is mainly due to an increase in the Airport Operations Fund.
- On a long-term view the County's business type activities increased net position by \$4,165,225. This is mainly due to an increase in the Airport Operations Fund.

Overview of the Financial Statements

This discussion and analysis is intended to serve as an introduction to the County's basic financial statements. The County's basic financial statements are comprised of three components: 1) government-wide financial statements; 2) fund financial statements; and 3) notes to the financial statements. This report also contains other supplementary information in addition to the basic financial statements themselves. The County has three component units: 1) The Gunnison Valley Hospital and Health Care Center, 2) the Gunnison County Housing Authority and 3) the Gunnison River Valley Local Marketing District. The latter two entities are treated as a blended component unit, meaning they are treated as funds of the County, because their Boards are the same as the Board of County Commissioners. The Hospital is treated as a discretely presented component unit. Refer to the Hospital's separately issued financial statements.

Government-wide Financial Statements: The government-wide financial statements are designed to provide readers with a broad overview of the County's finances, in a manner similar to a private-sector business.

The Statement of Net Position presents information on all the County's assets, deferred outflows of resources, liabilities, and deferred inflows of resources, with the difference reported as net position. Over time, increases or decreases in net position may serve as a useful indicator of whether the financial position of the County is improving or deteriorating.

The Statement of Activities presents information showing how the government's net position changed during the most recent fiscal year. All changes in net position are reported as soon as the underlying event giving rise to the change occurs, regardless of the timing of related cash flows. Thus, revenues and expenses are reported in this statement for some items that will only result in cash flows in future fiscal periods (e.g., uncollected taxes).

Overview of the Financial Statements (continued)

Both of the government-wide financial statements distinguish functions of the County that are principally supported by taxes and intergovernmental revenues (governmental activities) from other functions that are intended to recover all or a significant portion of their costs through user fees and charges, (business-type activities). The governmental activities of the County include general government, judicial, public safety, health and welfare, auxiliary services, culture and recreation, and public works. The business-type activities of the County include those relating to the airport, water systems, sewer systems, landfill, and housing operations.

The government-wide financial statements can be found on pages C1 and C2 of this report.

Fund Financial Statements: A fund is a grouping of related accounts that is used to maintain control over resources that have been segregated for specific activities or objectives. The County, like other state and local governments, uses fund accounting to ensure and demonstrate compliance with finance-related legal requirements. All of the funds of the County can be divided into three categories: governmental funds, proprietary funds, and fiduciary funds.

Governmental Funds: Governmental funds are used to account for essentially the same functions reported as governmental activities in the government-wide financial statements. However, unlike the government-wide financial statements, governmental fund financial statements focus on near-term inflows and outflows of spendable resources, as well as on balances of spendable resources available at the end of the fiscal year. Such information may be useful in evaluating a government's near-term financing requirements. The County's major governmental funds include the General Fund, Road and Bridge Fund, Human Services Fund, Sales Tax Capital Improvement Fund, Airport Construction, and Capital Expenditures Fund. The County also reports a number of non-major governmental funds.

Because the focus of governmental funds is narrower than that of the government-wide financial statements, it is useful to compare the information presented for governmental funds with similar information presented for governmental activities in the government-wide financial statements. By doing so, readers may better understand the long-term impact of the government's near-term financing decisions. The Balance Sheet and the Statement of Revenues, Expenditures and Changes in Fund Balances provide a reconciliation to facilitate this comparison between governmental funds and governmental activities.

The County adopts an annual appropriated budget for all its Funds. A budgetary comparison statement has been provided for all funds to demonstrate compliance with this budget.

The basic major governmental fund financial statements can be found on pages C3 through C6.

Proprietary Funds: The County maintains proprietary funds commonly known as enterprise funds. Enterprise funds are used to report the same functions presented as business-type activities in the government-wide financial statements. The County uses enterprise funds to account for its airport, water, sewer, landfill, and housing authority operations.

Proprietary funds provide the same type of information as the government-wide financial statements, only in more detail. The proprietary fund financial statements provide separate information for each of the business-type services provided by the County, each of which is considered to be a major fund of the County.

The basic proprietary fund financial statements can be found on pages C7 through C9 of this report.

Overview of the Financial Statements (continued)

Fiduciary Funds: Fiduciary funds are used to account for resources held for the benefit of parties outside the government. Fiduciary funds are not reflected in the government-wide financial statements because the resources of those funds are not available to support the County's own programs. The fiduciary funds used by the County account for the County Treasurer and the Public Trustee, both of which collect and hold assets on behalf of other individuals and governments.

The basic fiduciary fund financial statements can be found on page C10 of this report.

Notes to the Financial Statements: The notes provide additional information that is essential to a full understanding of the data provided in the government-wide and fund financial statements. The Notes to the Financial Statements can be found in Section D of this report.

Government-wide Financial Analysis

Traditionally, the largest portion of any County's investments is in its capital assets. Land, buildings, equipment, machinery, and specialized tools are necessary in order to deliver and/or provide services to the County's residents and visitors.

At the end of the 2017 fiscal year, the County is able to report positive balances in all three categories of net position, first for the government as a whole, and then as separate governmental and business-type activities.

	Governmental Activities		Business-type Activities		Total	
	2017	2016	2017	2016	2017	2016
Assets:						
Current and other assets	37,291,395	32,507,045	4,876,446	4,688,162	42,167,841	37,195,207
Capital assets, net	51,718,555	53,316,820	44,272,028	40,507,062	95,990,583	93,823,882
Total Assets	89,009,950	85,823,865	49,148,474	45,195,224	138,158,424	131,019,089
Liabilities:						
Other liabilities	9,771,420	5,839,494	200,798	263,208	9,972,218	6,102,702
Long-term liabilities	24,438,850	25,321,754	5,438,714	5,588,279	29,877,564	30,910,033
Total Liabilities	34,210,270	31,161,248	5,639,512	5,851,487	39,849,782	37,012,735
Deferred Inflow of Resources:						
Deferred Inflow of Resources	8,095,519	7,873,285	-	-	8,095,519	7,873,285
Total Inflow of Resources	8,095,519	7,873,285	-	-	8,095,519	7,873,285
Net Position:						
Net investment in capital assets	27,225,322	27,965,908	40,270,100	36,343,080	67,495,422	64,308,988
Restricted	8,237,658	6,865,176	191,207	173,909	8,428,865	7,039,085
Unrestricted	11,241,181	11,958,248	3,047,655	2,826,748	14,288,836	14,784,996
Total Net Position	46,704,161	46,789,332	43,508,962	39,343,737	90,213,123	86,133,069

Government-wide Financial Analysis (continued)

Governmental activities decreased \$85,171 and the business-type activities increased \$4,165,225. Key elements of this increase were as follows:

- Net position as a result of governmental activities decreased due to an increase in transfers out for capital projects.
- Net position as a result of business-type activities increased because transfers in for capital projects.

	Governmental Activities		Business-type Activities		Total	
	2017	2016	2017	2016	2017	2016
Revenues:						
Program revenues:						
Charges for services	2,832,844	2,647,258	3,421,822	3,328,734	6,254,666	5,975,992
Grants and contributions	16,087,728	12,334,508	573,162	137,441	16,660,890	12,471,949
General revenues:						
Sales taxes	2,397,243	2,285,380	41,787	39,776	2,439,030	2,325,156
Property taxes	9,084,312	8,595,658	-	-	9,084,312	8,595,658
Other taxes	2,600,804	2,305,554	-	-	2,600,804	2,305,554
Interest and other revenue	154,875	137,170	30,838	34,203	185,713	171,373
Total Revenues	33,157,806	28,305,528	4,067,609	3,540,154	37,225,415	31,845,682
Expenses:						
General government	9,796,897	9,217,303	-	-	9,796,897	9,217,303
Judicial	333,952	452,542	-	-	333,952	452,542
Public safety	3,633,707	3,438,455	-	-	3,633,707	3,438,455
Health and welfare	5,812,735	5,601,170	-	-	5,812,735	5,601,170
Auxiliary services	277,083	255,640	-	-	277,083	255,640
Culture and recreation	338,245	487,404	-	-	338,245	487,404
Public works	6,291,045	6,440,027	-	-	6,291,045	6,440,027
Interest on long-term debt	1,319,187	1,318,333	-	-	1,319,187	1,318,333
Airport operations	-	-	2,730,511	2,790,340	2,730,511	2,790,340
Sewer	-	-	618,047	553,392	618,047	553,392
Water	-	-	659,304	721,364	659,304	721,364
Landfill	-	-	1,046,274	2,096,995	1,046,274	2,096,995
Housing	-	-	288,374	273,271	288,374	273,271
Total Expenses	27,802,851	27,210,874	5,342,510	6,435,362	33,145,361	33,646,236
Change in Net Position before Transfers	5,354,955	1,094,654	(1,274,901)	(2,895,208)	4,080,054	(1,800,554)
Transfers	(5,440,126)	(1,586,707)	5,440,126	1,586,707	-	-
Loss on disposals	-	(11,276)	-	-	-	(11,276)
	(5,440,126)	(1,597,983)	5,440,126	1,586,707	-	(11,276)
Change in Net Position	(85,171)	(503,329)	4,165,225	(1,308,501)	4,080,054	(1,811,830)
Net Position - Beginning	46,789,332	47,292,661	39,343,737	40,652,238	86,133,069	87,944,899
Net Position - Ending	46,704,161	46,789,332	43,508,962	39,343,737	90,213,123	86,133,069

Government-wide Financial Analysis (continued)

Financial Analysis of the County's Funds

As mentioned earlier, the County uses fund accounting to ensure and demonstrate compliance with finance-related legal requirements. The a portion of the increase in the General Fund is attributable to Sheriff expenditures, both detention and patrol, being under budget and specific ownership revenue was more than expected.

The County's available resources for 2017 is charted below:

	<u>Beginning Available Resources</u>	<u>Increase (Decrease)</u>	<u>Ending Available Resources</u>	<u>2017 Expenditures</u>	<u>% of EAR to Expenditures</u>
Governmental Major Funds:					
General Fund	5,469,903	665,716	6,135,619	13,639,417	45%
Road & Bridge	2,076,486	132,557	2,209,043	5,265,095	42%
Human Services Fund	622,971	(56,442)	566,529	3,998,140	14%
Sales Tax Fund	1,959,843	(850,148)	1,109,695	2,837,538	39%
Airport Construction Fund	49,875	(48,615)	1,260	5,738,750	0%
Capital Expenditures Fund	2,321,422	12,028	2,333,450	268,017	871%
Non-Major Funds	2,581,728	535,901	3,117,629	4,930,114	63%
Business Type Funds:					
Airport Operations Fund	1,427,196	(28,114)	1,399,082	1,370,758	102%
Sewer Fund	1,103,899	101,322	1,205,221	487,460	247%
Water Fund	507,503	94,867	602,370	315,813	191%
Solid Waste Fund	1,097,207	77,005	1,174,212	1,531,588	77%
Assisted Living Fund	3,051	-	3,051	36,751	8%
Mountain View Fund	101,006	1,717	102,723	242,991	42%
Internal Service Funds:					
ISF I Fund	2,427,998	25,342	2,453,340	2,374,686	103%
ISF II Fund	680,304	49,256	729,560	763,859	96%
ISF III Fund	1,910,206	172,964	2,083,170	2,475,659	84%
	<u>24,340,598</u>	<u>885,356</u>	<u>25,225,954</u>	<u>46,276,636</u>	55%

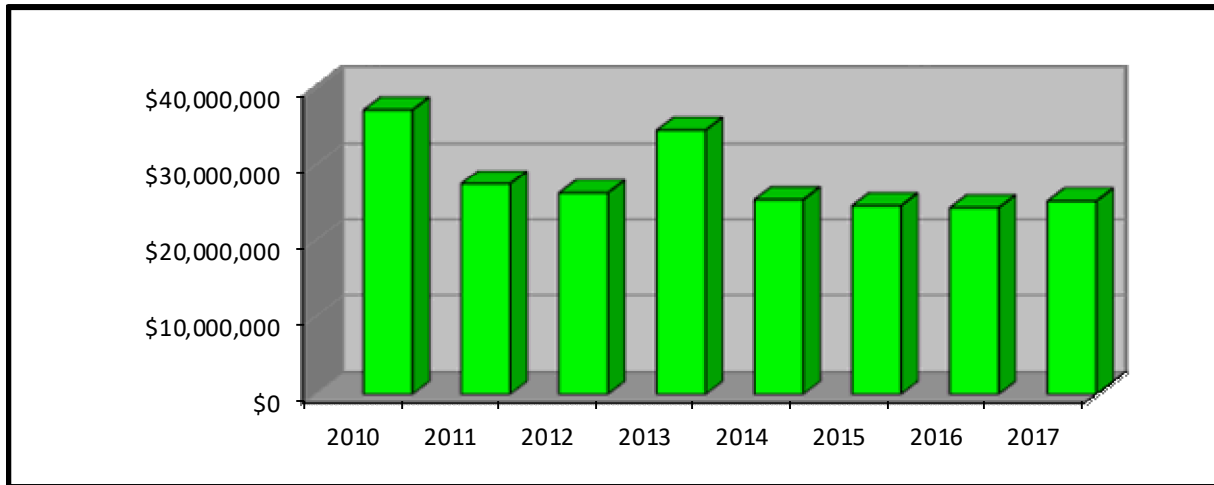
Governmental Funds: The focus of the County's governmental funds is to provide information on near-term inflows, outflows, and balances of spendable resources. Such information is useful in assessing the County's financing requirements. In particular, unreserved fund balances may serve as a useful measure of a government's net resources available for spending at the end of the fiscal year.

As of the end of the current fiscal year, the County's governmental funds increased \$390,997. This was primarily due to increases in the General Fund, Road and Bridge Fund, and non-major governmental funds, and was offset by a decrease in the Sales Tax Capital Improvement Fund.

Government-wide Financial Analysis (continued)

Financial Analysis of the County's Funds

The following chart represents the County's available resources for the past several years.



Proprietary Funds: The County's proprietary funds provide the same type of information found in the government-wide financial statements, but in more detail.

The County's proprietary funds increased net position by \$4,165,225.

Budget Variances in the General Fund: The General Fund budget was amended during the year by \$300,525. Actual expenditures were \$1,045,734 less than the amended budget.

Capital Assets: The County's capitalization policy pertains to assets with a purchase value of \$4,000 or greater. Assets of lesser value are treated as operational expenditures. Additional information as well as a detailed classification of the County's net capital assets can be found in the Notes to the Financial Statement in Section D of this report.

Long-term Debt: As of the end of the current fiscal year, the County's long-term liabilities totaled \$31,209,564. Additional information as well as a detailed classification of the County's total long-term liabilities can be found in the Notes to the Financial Statements in section D of this report.

Next Year's Budget and Rates: The County's General Fund balance at the end of fiscal year 2017 totaled \$5,135,619. The 2017 budget anticipates decreasing this balance by \$1,056,546.

Request for Information

This financial report is designed to provide a general overview of the County's finances for all those with an interest. Questions concerning any of the information provided in this report or requests for additional financial information should be addressed to Gunnison County, County Finance Director, 200 E. Virginia Avenue, Gunnison, CO 81230.

GOVERNMENT-WIDE FINANCIAL STATEMENTS



Gunnison County
Statement of Net Position
December 31, 2017

	Primary Government			Component Unit
	Governmental Activities	Business-type Activities	Total	Hospital
Assets:				
Cash and investments - Unrestricted	23,728,510	3,420,114	27,148,624	6,323,549
Cash and investments - Restricted	2,274,185	1,177,901	3,452,086	46,770,146
Due from other governments	1,655,070	18,692	1,673,762	-
Accounts, taxes, and other receivables	8,640,214	288,398	8,928,612	6,954,570
Prepaid expenses	432,599	16,022	448,621	706,186
Inventory	516,136	-	516,136	1,129,573
Internal balances	44,681	(44,681)	-	-
Goodwill, net	-	-	-	379,146
Capital Assets:				
Capital assets, not depreciated	2,056,593	18,408,055	20,464,648	-
Capital assets, net	49,661,962	25,863,973	75,525,935	26,118,339
Total Assets	89,009,950	49,148,474	138,158,424	88,381,509
Liabilities:				
Accounts payable	1,378,263	182,825	1,561,088	2,274,340
Accrued expenses	737,610	17,972	755,582	4,352,425
Deposits	5,463,222	-	5,463,222	-
Accrued interest	-	67,294	67,294	-
Unearned grant revenue	793,032	-	793,032	-
Non-current Liabilities:				
Due within one year:				
Accrued compensated absences	537,964	48,679	586,643	-
Leases	129,734	-	129,734	-
Bonds	-	51,160	51,160	515,000
Certificates of participation	710,000	-	710,000	-
Loans	21,595	61,190	82,785	-
Due in more than one year:				
Accrued compensated absences	806,946	73,019	879,965	-
Leases	280,889	-	280,889	-
Bonds	-	2,551,418	2,551,418	25,080,000
Certificates of participation	23,328,429	-	23,328,429	-
Landfill closure and postclosure costs	-	1,247,795	1,247,795	-
Loans	22,586	1,338,160	1,360,746	-
Total Liabilities	34,210,270	5,639,512	39,849,782	32,221,765
Deferred Inflows of Resources:				
Unavailable property tax revenue	8,095,519	-	8,095,519	-
Total Deferred Inflows of Resources	8,095,519	-	8,095,519	-
Net Position:				
Net investment in capital assets	27,225,322	40,270,100	67,495,422	13,909,510
Restricted for:				
Emergencies	701,000	-	701,000	-
Debt service	-	-	-	2,107,756
Other purposes	7,536,658	191,207	7,727,865	2,313,626
Unrestricted	11,241,181	3,047,655	14,288,836	37,828,852
Total Net Position	46,704,161	43,508,962	90,213,123	56,159,744

The accompanying notes are an integral part of these financial statements.

Gunnison County, Colorado
Statement of Activities
For the Year Ended December 31, 2017

	Program Revenues				Net (Expense) Revenue and Changes in Net Position			Component Unit
	Expenses	Charges for Services	Operating Grants and Contributions	Capital Grants and Contributions	Primary Government			
					Governmental Activities	Business-type Activities	Total	Hospital
Functions/Programs:								
Primary Government:								
Governmental Activities:								
General government	9,796,897	2,069,156	354,067	67,913	(7,305,761)		(7,305,761)	
Judicial	333,952	-	-	-	(333,952)		(333,952)	
Public safety	3,633,707	150,497	220,286	-	(3,262,924)		(3,262,924)	
Health and welfare	5,812,735	186,114	4,925,059	-	(701,562)		(701,562)	
Auxiliary services	277,083	51,504	-	-	(225,579)		(225,579)	
Culture and recreation	338,245	24,512	57,504	-	(256,229)		(256,229)	
Public works	6,291,045	351,061	4,005,934	5,215,902	3,281,852		3,281,852	
Interest on long-term debt	1,319,187	-	-	-	(1,319,187)		(1,319,187)	
Total Governmental Activities	27,802,851	2,832,844	9,562,850	5,283,815	(10,123,342)		(10,123,342)	
Business-type Activities:								
Airport	2,730,511	1,253,366	37,422	70,624		(1,369,099)	(1,369,099)	
Sewer	618,047	542,590	-	34,000		(41,457)	(41,457)	
Water	659,304	345,229	-	34,450		(279,625)	(279,625)	
Landfill	1,046,274	1,008,566	388,205	-		350,497	350,497	
Housing	288,374	272,071	8,461	-		(7,842)	(7,842)	
Total Business-type Activities	5,342,510	3,421,822	434,088	139,074		(1,347,526)	(1,347,526)	
Total Primary Government	33,145,361	6,254,666	9,996,938	5,422,889	(10,123,342)	(1,347,526)	(11,470,868)	
Component Unit:								
Hospital	42,452,804	49,375,791	201,434	370,685				7,495,106
General Revenues and Transfers:								
Taxes:								
Property taxes					9,084,312	-	9,084,312	721,375
Specific ownership taxes					669,922	-	669,922	-
Sales taxes					2,397,243	41,787	2,439,030	-
Marketing and promotion taxes					1,894,302	-	1,894,302	-
Other taxes					36,580	-	36,580	-
Investment earnings					154,875	30,838	185,713	529,838
Grants and contributions not restricted to specific programs					1,241,063	-	1,241,063	-
Transfers					(5,440,126)	5,440,126	-	-
Gain (loss) on asset disposals					-	-	-	10,013
Total General Revenues and Transfers					10,038,171	5,512,751	15,550,922	1,261,226
Change in Net Position					(85,171)	4,165,225	4,080,054	8,756,332
Net Position - Beginning of Year					46,789,332	39,343,737	86,133,069	47,403,412
Net Position - End of Year					46,704,161	43,508,962	90,213,123	56,159,744

The accompanying notes are an integral part of these financial statements.

FUND FINANCIAL STATEMENTS



**Gunnison County, Colorado
Governmental Funds
Balance Sheet
December 31, 2017**

	<u>General Fund</u>	<u>Road and Bridge Fund</u>	<u>Human Services Fund</u>	<u>Sales Tax Capital Improvement Fund</u>	<u>Airport Construction Fund</u>	<u>Capital Expenditures Fund</u>	<u>Non-major Governmental Funds</u>	<u>Total Governmental Funds</u>
Assets:								
Cash and investments - Unrestricted	10,588,563	2,475,080	837,817	823,626	181,238	935,916	3,042,962	18,885,202
Cash and investments - Restricted	922,911	-	-	-	-	1,350,972	302	2,274,185
Accounts receivable	8,119,765	3,851	313,580	-	29,433	-	10,804	8,477,433
Prepaid expenses	376,799	-	-	-	-	-	42,984	419,783
Due from other governments	170,292	225,190	139,813	500,652	170,139	67,913	377,116	1,651,115
Due from other funds	280,296	-	-	-	-	100,084	7,345	387,725
Total Assets	<u>20,458,626</u>	<u>2,704,121</u>	<u>1,291,210</u>	<u>1,324,278</u>	<u>380,810</u>	<u>2,454,885</u>	<u>3,481,513</u>	<u>32,095,443</u>
Liabilities, Deferred Inflow of Resources, and Fund Balances:								
Liabilities:								
Accounts payable	615,653	36,130	405	197,236	181,896	121,435	44,680	1,197,435
Accrued liabilities	363,525	-	-	-	197,396	-	-	560,921
Deposits	5,153,928	309,294	-	-	-	-	-	5,463,222
Unearned grant revenue	94,382	-	535,825	-	-	-	171,363	801,570
Due to other funds	-	149,654	188,451	17,347	258	-	147,841	503,551
Total Liabilities	<u>6,227,488</u>	<u>495,078</u>	<u>724,681</u>	<u>214,583</u>	<u>379,550</u>	<u>121,435</u>	<u>363,884</u>	<u>8,526,699</u>
Deferred Inflow of Resources:								
Unavailable property tax revenue	8,095,519	-	-	-	-	-	-	8,095,519
Total Deferred Inflow of Resources	<u>8,095,519</u>	<u>-</u>	<u>-</u>	<u>-</u>	<u>-</u>	<u>-</u>	<u>-</u>	<u>8,095,519</u>
Fund Balances:								
Non-spendable	376,799	-	-	-	-	-	42,984	419,783
Spendable:								
Restricted	701,000	2,209,043	-	1,109,695	-	1,350,972	2,165,948	7,536,658
Committed	922,911	-	566,529	-	-	-	908,697	2,398,137
Assigned	-	-	-	-	1,260	982,478	-	983,738
Unassigned	4,134,909	-	-	-	-	-	-	4,134,909
Total Fund Balances	<u>6,135,619</u>	<u>2,209,043</u>	<u>566,529</u>	<u>1,109,695</u>	<u>1,260</u>	<u>2,333,450</u>	<u>3,117,629</u>	<u>15,473,225</u>
Total Liabilities, Deferred Inflow of Resources, and Fund Balances	<u>20,458,626</u>	<u>2,704,121</u>	<u>1,291,210</u>	<u>1,324,278</u>	<u>380,810</u>	<u>2,454,885</u>	<u>3,481,513</u>	<u>32,095,443</u>

The accompanying notes are an integral part of these financial statements.

Gunnison County, Colorado
Reconciliation of Governmental Funds Balance Sheet
to the Statement of Net Position
December 31, 2017

Total Governmental Fund Balances 15,473,225

**Amounts reported for governmental activities in the
Statement of Net Position are different because:**

Capital assets used in governmental activities are not financial resources and, therefore, are not reported in the funds. However, in the Statement of Net Position, the cost of those assets are capitalized and expensed over their estimated lives through annual depreciation expense.

Cost of capital assets	89,210,211	
Less accumulated depreciation	<u>(37,491,656)</u>	51,718,555

Internal service funds are used by management to charge the costs of the motor pool, equipment costs and health insurance to individual funds. The assets and liabilities of the internal service funds are included in governmental activities in the Statement of Net Position. This represents the net equity of the internal service funds less the fixed assets and long-term liabilities which are included in this reconciliation. 5,350,524

Long-term liabilities, including leases payable, bonds payable, compensated absences, and interest payable are not due and payable in the current period and, therefore, are not reported in the funds. The following liabilities are reported in the government-wide Statement of Net Position.

Accrued compensated absences	(1,344,910)	
Certificates of Participation	(24,038,429)	
Leases	(410,623)	
Loans	<u>(44,181)</u>	<u>(25,838,143)</u>

Net Position of Governmental Activities 46,704,161

Gunnison County, Colorado
Governmental Funds
Statement of Revenues, Expenditures and Changes in Fund Balances
December 31, 2017

	<u>General Fund</u>	<u>Road and Bridge Fund</u>	<u>Human Services Fund</u>	<u>Sales Tax Capital Improvement Fund</u>	<u>Airport Construction Fund</u>	<u>Capital Expenditure Fund</u>	<u>Non-major Governmental Funds</u>	<u>Total Governmental Funds</u>
Revenues:								
Taxes	9,176,556	234,473	301,575	1,969,503	-	-	2,400,089	14,082,196
Licenses and permits	559,904	-	-	-	-	-	-	559,904
Intergovernmental	1,296,596	4,504,726	3,605,096	-	5,215,902	149,039	933,114	15,704,473
Charges for services	1,635,223	72,832	-	-	128,616	-	130,433	1,967,104
Fines and forfeitures	-	5	-	9,948	-	-	13,483	23,436
Investment income	81,445	15,779	5,882	7,940	2,280	12,028	19,571	144,925
Contributions	151,624	-	3,249	-	-	5,393	74,219	234,485
Miscellaneous	190,660	57,065	25,895	-	-	-	187,148	460,768
Total Revenues	<u>13,092,008</u>	<u>4,884,880</u>	<u>3,941,697</u>	<u>1,987,391</u>	<u>5,346,798</u>	<u>166,460</u>	<u>3,758,057</u>	<u>33,177,291</u>
Expenditures:								
General government	7,779,457	-	-	153,908	-	95,039	1,900,646	9,929,050
Judicial	334,890	-	-	-	-	-	-	334,890
Public safety	3,346,703	-	-	-	-	-	-	3,346,703
Health and welfare	718,800	-	3,800,459	-	-	167,997	1,022,880	5,710,136
Auxiliary services	276,601	-	-	-	-	-	-	276,601
Culture and recreation	308,607	-	-	-	-	-	5,773	314,380
Public works	211,464	4,945,743	-	-	5,734,226	4,981	-	10,896,414
Debt service	14,324	-	-	140,716	23,629	-	2,000,815	2,179,484
Total Expenditures	<u>12,990,846</u>	<u>4,945,743</u>	<u>3,800,459</u>	<u>294,624</u>	<u>5,757,855</u>	<u>268,017</u>	<u>4,930,114</u>	<u>32,987,658</u>
Excess (Deficiency) of Revenues Over Expenditures	<u>101,162</u>	<u>(60,863)</u>	<u>141,238</u>	<u>1,692,767</u>	<u>(411,057)</u>	<u>(101,557)</u>	<u>(1,172,057)</u>	<u>189,633</u>
Other Financing Sources (Uses):								
Transfers in	1,213,125	512,772	-	-	343,338	113,585	2,033,843	4,216,663
Transfers (out)	(648,571)	(319,352)	(197,680)	(2,542,915)	19,104	-	(325,885)	(4,015,299)
Total Other Financing Sources (Uses)	<u>564,554</u>	<u>193,420</u>	<u>(197,680)</u>	<u>(2,542,915)</u>	<u>362,442</u>	<u>113,585</u>	<u>1,707,958</u>	<u>201,364</u>
Net Change in Fund Balances	665,716	132,557	(56,442)	(850,148)	(48,615)	12,028	535,901	390,997
Fund Balances - Beginning of Year	<u>5,469,903</u>	<u>2,076,486</u>	<u>622,971</u>	<u>1,959,843</u>	<u>49,875</u>	<u>2,321,422</u>	<u>2,581,728</u>	<u>15,082,228</u>
Fund Balances - End of Year	<u><u>6,135,619</u></u>	<u><u>2,209,043</u></u>	<u><u>566,529</u></u>	<u><u>1,109,695</u></u>	<u><u>1,260</u></u>	<u><u>2,333,450</u></u>	<u><u>3,117,629</u></u>	<u><u>15,473,225</u></u>

The accompanying notes are an integral part of these financial statements.

Gunnison County
Reconciliation of the Governmental Funds Statement of Revenues, Expenditures and
Changes in Fund Balances to the Statement of Activities
For the Year Ended December 31, 2017

Net Changes In Fund Balances - Total Governmental Funds 390,997

**Amounts reported for governmental activities in the
Statement of Activities are different because:**

Governmental funds report capital outlays as expenditures. However, in the Statement of Activities, the cost of those assets is allocated over their estimated useful lives as depreciation expense. This is the amount by which capital outlay exceeded depreciation expense in the current period for all governmental activities excluding internal service funds which is shown separately below:

Depreciation expense	(2,433,939)	
Capital outlay	<u>710,430</u>	(1,723,509)

The internal service funds are used by management to charge the costs of the motor pool, equipment costs and health insurance to individuals funds. The net revenue of these funds is reported with governmental activities in the Statement of Activities. 372,812

Capitalization of bond premiums is recognized as a liability in Statement of Net Position but is recognized over time in the Statement of Activities:
Amortization expense 17,097

Repayment of debt principal is an expenditure in the governmental funds, but the repayment reduces long-term liabilities in the Statement of Net Position. 840,582

Compensated absences reported in the Statement of Activities do not require the use of current financial resources and, therefore, are not reported as expenditures in governmental funds. This represents the change in compensated balances during the past year for governmental funds.

Liability at December 31, 2017	1,260,457	
Liability at December 31, 2016	<u>1,277,307</u>	<u>16,850</u>

Change in Net Position of Governmental Activities (85,171)

Gunnison County, Colorado
Proprietary Funds
Statement of Net Position
December 31, 2017

	Business-type Activities - Enterprise Funds						Totals	Governmental Activities - Internal Service Funds
	Airport Operations Fund	Gunnison County Sewer Fund	Gunnison County Water Fund	Landfill Operations Fund	Gunnison County Housing Auth. Assisted Lvg.	Gunnison County Housing Auth. Mtn. View		
Assets:								
Current Assets:								
Cash and investments - Unrestricted	1,480,397	1,371,445	307,009	117,826	3,051	140,386	3,420,114	4,843,308
Cash and investments - Restricted	-	96,160	46,384	986,694	-	48,663	1,177,901	-
Accounts receivable, net of allowance for uncollectible accounts where applicable	90,845	35,760	46,396	115,398	-	-	288,399	166,127
Due from other governments	6,991	-	-	11,700	-	-	18,691	609
Prepaid expenses	15,032	123	-	867	-	-	16,022	12,816
Due from other funds	-	-	213,623	-	-	-	213,623	176,706
Inventory, at cost	-	-	-	-	-	-	-	516,136
Total Current Assets	<u>1,593,265</u>	<u>1,503,488</u>	<u>613,412</u>	<u>1,232,485</u>	<u>3,051</u>	<u>189,049</u>	<u>5,134,750</u>	<u>5,715,702</u>
Non-current Assets:								
Construction-in-progress	7,075,938	-	-	-	-	-	7,075,938	-
Land, property and equipment	51,707,135	7,354,318	10,128,915	833,584	2,037,513	1,875,269	73,936,734	20,629,136
Less accumulated depreciation	(23,278,531)	(3,928,498)	(7,230,669)	(276,237)	(618,520)	(1,408,188)	(36,740,643)	(12,017,270)
Total Non-current Assets	<u>35,504,542</u>	<u>3,425,820</u>	<u>2,898,246</u>	<u>557,347</u>	<u>1,418,993</u>	<u>467,081</u>	<u>44,272,029</u>	<u>8,611,866</u>
Total Assets	<u>37,097,807</u>	<u>4,929,308</u>	<u>3,511,658</u>	<u>1,789,832</u>	<u>1,422,044</u>	<u>656,130</u>	<u>49,406,779</u>	<u>14,327,568</u>
Liabilities:								
Current Liabilities:								
Accounts payable	81,390	71,094	2,247	20,703	-	7,388	182,822	180,831
Accrued liabilities	-	9,854	1,472	-	-	73,940	85,266	168,151
Due to other funds	23,511	217,319	-	12,477	-	4,998	258,305	16,198
Debt obligations, due within one year	-	48,217	26,380	-	22,442	15,312	112,351	-
Total Current Liabilities	<u>104,901</u>	<u>346,484</u>	<u>30,099</u>	<u>33,180</u>	<u>22,442</u>	<u>101,638</u>	<u>638,744</u>	<u>365,180</u>
Non-current Liabilities:								
Accrued compensated absences	89,282	-	7,323	25,093	-	-	121,698	84,452
Loans	-	18,198	32,166	-	328,537	959,259	1,338,160	-
Revenues bonds	-	1,498,930	1,052,487	-	-	-	2,551,417	-
Landfill closure and postclosure costs	-	-	-	1,247,795	-	-	1,247,795	-
Total Non-current Liabilities	<u>89,282</u>	<u>1,517,128</u>	<u>1,091,976</u>	<u>1,272,888</u>	<u>328,537</u>	<u>959,259</u>	<u>5,259,070</u>	<u>84,452</u>
Total Liabilities	<u>194,183</u>	<u>1,863,612</u>	<u>1,122,075</u>	<u>1,306,068</u>	<u>350,979</u>	<u>1,060,897</u>	<u>5,897,814</u>	<u>449,632</u>
Net Position:								
Net investment in capital assets	35,504,542	1,860,475	1,787,213	557,347	1,068,014	(507,490)	40,270,101	8,611,866
Restricted	-	96,160	46,384	-	-	48,663	191,207	528,952
Unrestricted	1,399,082	1,109,061	555,986	(73,583)	3,051	54,060	3,047,657	4,737,118
Total Net Position	<u>36,903,624</u>	<u>3,065,696</u>	<u>2,389,583</u>	<u>483,764</u>	<u>1,071,065</u>	<u>(404,767)</u>	<u>43,508,965</u>	<u>13,877,936</u>

The accompanying notes are an integral part of these financial statements.

Gunnison County, Colorado
Proprietary Funds
Statement of Revenues, Expenses and Changes in Fund Net Position
For the Year Ended December 31, 2017

	Business-type Activities - Enterprise Funds						Totals	Governmental Activities - Internal Service Funds
	Airport Operations Fund	Gunnison County Sewer Fund	Gunnison County Water Fund	Landfill Operations Fund	Gunnison County Housing Auth. Assisted Lvg.	Gunnison County Housing Auth. Mtn. View		
Operating Revenues:								
Rent, net	982,297	-	-	-	36,488	232,129	1,250,914	1,800,775
Other	40,099	4,959	2,877	560,679	-	11,916	620,530	246,890
Charges and fees	230,970	537,632	342,352	836,092	-	-	1,947,046	3,501,226
Total Operating Revenues	1,253,366	542,591	345,229	1,396,771	36,488	244,045	3,818,490	5,548,891
Operating Expenses:								
Operations and maintenance	858,608	303,785	162,813	1,009,037	-	145,977	2,480,220	4,525,627
Administration	185,708	-	75,184	-	-	-	260,892	129,785
Depreciation and amortization	1,686,195	246,066	396,141	37,238	38,063	60,576	2,464,279	671,583
Total Operating Expenses	2,730,511	549,851	634,138	1,046,275	38,063	206,553	5,205,391	5,326,995
Operating Income (Loss)	(1,477,145)	(7,260)	(288,909)	350,496	(1,575)	37,492	(1,386,901)	221,896
Non-operating Revenues (Expenses):								
Gain (loss) on disposal of capital assets	-	-	-	-	-	-	-	(1,449)
Grant revenue	37,422	-	34,450	-	-	-	71,872	76,890
Sales tax	41,787	-	-	-	-	-	41,787	-
Investment revenue	10,068	12,190	1,272	6,646	-	662	30,838	29,490
Interest expense	-	(68,197)	(25,166)	-	(15,216)	(28,542)	(137,121)	-
Total Non-operating Revenues (Expenses)	89,277	(56,007)	10,556	6,646	(15,216)	(27,880)	7,376	104,931
Income (Loss) Before Contributions and Transfers	(1,387,868)	(63,267)	(278,353)	357,142	(16,791)	9,612	(1,379,525)	326,827
Capital Contributions	5,736,099	34,000	-	-	-	-	5,770,099	22,000
Transfers In	-	-	29,729	205,178	-	-	234,907	173,500
Transfers (Out)	(306,434)	(54,594)	(26,952)	(72,276)	-	-	(460,256)	(149,515)
Change in Net Position	4,041,797	(83,861)	(275,576)	490,044	(16,791)	9,612	4,165,225	372,812
Total Net Position - Beginning of Year	32,861,827	3,149,557	2,665,159	(6,280)	1,087,856	(414,379)	39,343,740	13,505,124
Total Net Position - End of Year	36,903,624	3,065,696	2,389,583	483,764	1,071,065	(404,767)	43,508,965	13,877,936

The accompanying notes are an integral part of these financial statements.

Gunnison County, Colorado
Proprietary Funds
Statement of Cash Flows
For the Year Ended December 31, 2017

	Business-type Activities - Enterprise Funds						Governmental Activities - Internal Service Funds	
	Airport Operations Fund	Gunnison County Sewer Fund	Gunnison County Water Fund	Landfill Operations Fund	Gunnison County Housing Auth. Assisted Lvg.	Gunnison County Housing Auth. Mtn. View		Totals
Cash Flows from Operating Activities:								
Cash received from charges for services	1,271,019	553,664	362,353	869,721	36,488	266,553	3,359,798	5,191,257
Cash received from other sources	40,099	4,959	2,877	560,679	-	11,916	620,530	246,890
Cash payments to vendors for goods and services	(503,412)	(255,182)	(150,471)	(539,271)	-	(181,331)	(1,629,667)	(3,706,748)
Cash payments to employees for services	(566,195)	(39,619)	(90,137)	(463,750)	-	(276)	(1,159,977)	(731,389)
Net Cash Provided (Used) by Operating Activities	241,511	263,822	124,622	427,379	36,488	96,862	1,190,684	1,000,010
Cash Flows from Non-capital Financing Activities:								
Taxes	41,787	-	-	-	-	-	41,787	-
Transfers from other funds	-	-	-	92,856	-	-	92,856	147,061
Transfers (to) other funds	(264,453)	(54,191)	(22,349)	-	-	(911)	(341,904)	(54,041)
Net Cash Provided (Used) by Non-capital Financing Activities	(222,666)	(54,191)	(22,349)	92,856	-	(911)	(207,261)	93,020
Cash Flows from Capital and Related Financing Activities:								
Capital grants	37,422	-	34,450	-	-	-	71,872	76,890
Capital contributions	5,736,099	34,000	-	-	-	-	5,770,099	22,000
Interest paid on debt	-	(68,197)	(25,166)	-	(15,216)	(28,542)	(137,121)	-
Principal paid on loans and leases	-	(46,614)	(25,698)	-	(21,272)	(68,471)	(162,055)	-
Purchase of capital assets	(5,756,098)	(14,272)	-	(458,866)	-	-	(6,229,236)	(830,383)
Cash from sale of assets	-	-	-	-	-	-	-	32,104
Net Cash Provided (Used) by Capital and Related Financing Activities	17,423	(95,083)	(16,414)	(458,866)	(36,488)	(97,013)	(686,441)	(699,389)
Cash Flows from Investing Activities:								
Cash from investment income	10,068	12,190	1,272	6,646	-	662	30,838	29,490
Net Cash Provided (Used) by Investing Activities	10,068	12,190	1,272	6,646	-	662	30,838	29,490
Net Increase (Decrease) in Cash	46,336	126,738	87,131	68,015	-	(400)	327,820	423,131
Cash - Beginning of Year	1,434,061	1,340,867	266,262	1,036,505	3,051	189,449	4,270,195	4,420,177
Cash - End of Year	1,480,397	1,467,605	353,393	1,104,520	3,051	189,049	4,598,015	4,843,308
Reconciliation of Operating Income (Loss) to Net Cash Provided (used) by Operating Activities:								
Operating income (loss)	(1,477,145)	(7,260)	(288,909)	350,496	(1,575)	37,492	(1,386,901)	221,896
Adjustments to reconcile operating income (loss) to net cash provided (used) by operating activities:								
Depreciation and amortization	1,686,187	246,066	396,141	37,238	38,063	60,576	2,464,271	671,583
Changes in assets and liabilities:								
(Increase) decrease in accounts receivable	57,752	16,032	20,001	33,629	-	34,427	161,841	(110,746)
(Increase) decrease in prepaid expenses	93	140	498	666	-	-	1,397	34,659
(Increase) decrease in inventory	-	-	-	-	-	-	-	115,319
Increase (decrease) in accounts payable	(28,404)	11,750	(1,217)	(3,334)	-	(39,064)	(60,269)	63,548
Increase (decrease) in accrued liabilities	-	(2,906)	(101)	8,591	-	3,431	9,015	(5,634)
Increase (decrease) in compensated absences	3,028	-	(1,791)	93	-	-	1,330	9,385
Net Cash Provided (Used) by Operating Activities	241,511	263,822	124,622	427,379	36,488	96,862	1,190,684	1,000,010

The accompanying notes are an integral part of these financial statements.

Gunnison County, Colorado
Fiduciary Funds
Statement of Assets and Liabilities
December 31, 2017

	<u>County Treasurer Agency Fund</u>	<u>Public Trustee Agency Fund</u>
Assets:		
Cash	34,169,671	50,509
Less: cash held for County funds	<u>(29,163,351)</u>	<u>-</u>
Total Assets	<u><u>5,006,320</u></u>	<u><u>50,509</u></u>
 Liabilities:		
Due to other governments and agencies	5,006,320	-
Due to (from) governmental funds	-	(4,144)
Held by Trustee	<u>-</u>	<u>54,653</u>
Total Liabilities	<u><u>5,006,320</u></u>	<u><u>50,509</u></u>

The accompanying notes are an integral part of these financial statements.

NOTES TO THE FINANCIAL STATEMENTS



Gunnison County, Colorado
Notes to the Financial Statements
December 31, 2017

I. Summary of Significant Accounting Policies

Gunnison County (the "County") is a statutory county located in western Colorado. An elected Board of Commissioners is responsible for setting policy, appointing administrative personnel and the adoption of an annual budget in accordance with state statutes. The County's operations include sheriff protection, health and human services, culture and recreation, road maintenance, an airport, water and sewer services, a housing administration, and a landfill.

The County's financial statements are prepared in accordance with generally accepted accounting principles ("GAAP"). The Governmental Accounting Standards Board ("GASB") is responsible for establishing GAAP for state and local governments through its pronouncements (Statements and Interpretations). The more significant accounting policies established by GAAP used by the County are discussed below.

A. Reporting Entity

The reporting entity consists of (a) the primary government; i.e., the County, and (b) organizations for which the County is financially accountable. The County is considered financially accountable for legally separate organizations if it is able to appoint a voting majority of an organization's governing body and is either able to impose its will on that organization or there is a potential for the organization to provide specific financial benefits to, or to impose specific financial burdens on, the County. Consideration is also given to other organizations which are fiscally dependent; i.e., unable to adopt a budget, levy taxes, or issue debt without approval by the County. Organizations for which the nature and significance of their relationship with the County are such that exclusion would cause the reporting entity's financial statements to be misleading or incomplete are also included in the reporting entity.

The financial statements of component units have been included in the financial reporting entity either as blended or discretely presented component units.

1. Blended Component Units

The Gunnison County Housing Authority (the "Housing Authority") - Gunnison Senior Housing Project, an entity legally separate from the County, is governed by the Gunnison County Board of County Commissioners. For financial reporting purposes, the Authority is reported as if it was part of the County's operations because its purpose is to finance and provide low income senior housing to the citizens of the County.

In 2003, the County's electorate approved the creation of the Gunnison River Valley Local Marketing District (the "District"). The District was created for the organization, promotion, marketing, and management of public events; activities in support of business recruitment, management and development; and coordinating tourism promotion activities within the District's boundaries. The County's Board of County Commissioners sits as *ex officio* as the District's Board. For financial reporting purposes, the District is reported as a blended component unit and resembles the reporting for other special revenue funds.

Gunnison County, Colorado
Notes to the Financial Statements
December 31, 2017
(continued)

I. Summary of Significant Accounting Policies (continued)

A. Reporting Entity (continued)

2. Discretely Presented Component Unit

The component unit columns in the combined financial statements include the financial data of the County's discretely presented component unit. This unit is reported in a separate column to emphasize that it is legally separate from the County.

The Gunnison Valley Hospital and Health Care Center - The Gunnison Valley Hospital and Health Care Center Board is appointed by the County, is fiscally dependent on the County because they cannot issue debt without the approval of the County, and its operational and capital budgets and its annual property tax mill levy are approved by the County. The completed financial statements of the Hospital and Health Care Center can be obtained directly from their administrative office at:

Administrative Office
Gunnison Valley Hospital
214 East Denver Avenue
Gunnison, CO 81230

3. Intergovernmental Agreements

The County has entered into various governmental agreements that do not meet the criteria for inclusion in these financial statements as component units or as joint ventures.

The County receives funding from local, state, and federal government sources and must comply with all requirements of these funding sources. However, the County is not included in any other governmental reporting entity.

B. Government-wide and Fund Financial Statements

The County's basic financial statements include both government-wide (financial activities of the overall County, except for fiduciary activities) and fund financial statements (reporting the County's individual funds). Both the government-wide and fund financial statements categorize primary activities as either governmental or business-type. Governmental activities are generally financed through taxes, intergovernmental revenues, and other non-exchange transactions. Business-type activities are financed in whole or part by fees charged to external parties.

1. Government-wide Financial Statements

In the government-wide Statement of Net Position, both the governmental and business-type activities columns are (a) presented on a consolidated basis by column, and (b) reported on a full accrual, economic resource basis, which recognizes all long-term assets and receivables as well as long-term debt and obligations. The primary government is reported separately from certain legally separate component units for which the primary government is financially accountable. The County's net position is reported in three parts – net investment in capital assets; restricted net position; and unrestricted net position.

Gunnison County, Colorado
Notes to the Financial Statements
December 31, 2017
(continued)

I. Summary of Significant Accounting Policies (continued)

B. Government-wide and Fund Financial Statements (continued)

1. Government-wide Financial Statements (continued)

The government-wide Statement of Activities reports both the gross and net cost of each of the County's non-fiduciary functions (e.g., public safety, culture and recreation, etc.) and business-type activities (e.g., water, sewer, landfill, etc.). The functions are also supported by general government revenues (property and sales taxes, intergovernmental revenue, etc.). The Statement of Activities reduces gross expenses (including depreciation) by related program revenues, operating and capital grants. Program revenues must be directly associated with the function or business-type activity. Operating grants include operating-specific and discretionary (either operating or capital) grants while the capital grants column reflects capital-specific grants.

The government-wide focus is on the sustainability of the County as an entity and the change in the County's net position resulting from the current year's activities.

2. Fund Financial Statements

The financial transactions of the County are reported in individual funds in the fund financial statements. Each fund is accounted for by providing a separate set of self-balancing accounts that comprises its assets, liabilities, reserves, fund equity, revenues and expenditures/expenses. The fund focus is on current available resources and budget compliance.

The County reports the following major governmental funds:

The *General Fund* is the County's primary operating fund. It accounts for all financial resources of the County, except those required to be accounted for in another fund.

The *Road and Bridge Fund* accounts for the County's share of state revenues that are legally restricted for the maintenance of highways and roads within the County's boundaries and also accounts for other revenues restricted for highway and road purposes.

The *Human Services Fund* administers the County's state and federal revenues that are restricted for the provision of social services to the residents of the County.

The *Sales Tax Capital Improvement Fund* accounts for the collection of sales tax restricted for capital expenditures.

The *Airport Construction Fund* accounts for grants and construction expenditures relating to the County's airport. The constructed assets are contributed to the Airport Operations Fund.

The *Capital Expenditures Fund* accounts for the accumulation of resources for future capital expenditures.

Gunnison County, Colorado
Notes to the Financial Statements
December 31, 2017
(continued)

I. Summary of Significant Accounting Policies (continued)

B. Government-wide and Fund Financial Statements (continued)

2. Fund Financial Statements (continued)

The County reports the following major proprietary funds:

The *Airport Operations Fund* accounts for the operations of the Gunnison County Airport.

The *Gunnison County Sewer Fund* is used to account for the operations of sewer facilities operated by the County in unincorporated areas of the County.

The *Gunnison County Water Fund* is used to account for the operations of water system facilities operated by the County in unincorporated areas of the County.

The *Landfill Operations Fund* accounts for the operations of the County's landfill and recycling program.

The *Gunnison County Housing Authority* is used to account for the activities of the Authority, a blended component unit of the County. Two funds are included which account for operations of an assisted living center and an elderly housing complex.

Additionally, the County reports the following fund types:

Internal services funds account for the rental of motor vehicles and heavy equipment, the usage of gravel and other construction materials, the rental of computer equipment, and to account for health insurance and unemployment claims. These services are provided to other County funds and departments on a cost reimbursement basis.

Agency funds are used to account for the collection and distribution of property and other taxes between the County's funds and other governments and agencies. Agency funds are also used to account for the activities of the County Trustee and segregate these activities into a separate fund as required by State of Colorado statutes.

C. Measurement Focus, Basis of Accounting, and Financial Statement Presentation

Measurement focus refers to whether financial statements measure changes in current resources only (current financial focus) or changes in both current and long-term resources (long-term economic focus). Basis of accounting refers to the point at which revenues, expenditures, or expenses are recognized in the accounts and reported in the financial statements. Financial statement presentation refers to classification of revenues by source and expenses by function.

Gunnison County, Colorado
Notes to the Financial Statements
December 31, 2017
(continued)

I. Summary of Significant Accounting Policies (continued)

C. Measurement Focus, Basis of Accounting, and Financial Statement Presentation (continued)

1. Long-term Economic Focus and Accrual Basis

Both the governmental and business-type activities in the government-wide financial statements and the proprietary and fiduciary financial statements use the long-term economic focus and are presented on the accrual basis of accounting. Revenues are recognized when earned and expenses are recognized when incurred, regardless of the timing of the related cash flows. On the accrual basis, revenue from property taxes is recognized in the year for which taxes are levied. Revenue from grants and donations is recognized in the year in which all eligibility requirements have been satisfied.

2. Current Financial Focus and Modified Accrual Basis

The governmental fund financial statements use the current financial focus and are presented on the modified accrual basis of accounting. Under the modified accrual basis of accounting, revenues are recorded when susceptible to accrual; i.e., both measurable and available. The County considered all revenues reported in the governmental funds to be available if they are collected within sixty days after year-end. Expenditures are recorded when the related fund liability is incurred, except for principal and interest on general long-term debt, claims and judgments, and compensated absences, which are recognized as expenditures to the extent they have matured. General capital asset acquisitions are reported as expenditures in governmental funds. Proceeds of long-term liabilities and acquisitions under capital leases are reported as other financing sources.

3. Financial Statement Presentation

Amounts reported as program revenues include 1) charges to customers or applicants for goods, services or privileges provided, 2) operating grants and contributions, and 3) capital grants and contributions, including special assessments. Internally dedicated resources are reported as *general revenues* rather than as program revenues. Likewise, general revenues include all taxes.

Proprietary funds distinguish operating revenues and expenses from non-operating items. Operating revenues and expenses generally result from providing services and producing and delivering goods in connection with a proprietary fund's principal ongoing operations. The principal operating revenues of the County's enterprise fund are charges to customers for sales. Operating expenses for the enterprise funds include the cost of sales and services, administrative expenses, and depreciation on capital assets. All revenue and expense notes meeting this definition are reported as non-operating revenues and expenses.

When both restricted and unrestricted resources are available for use, it is the County's policy to use restricted resources first, then unrestricted resources as they are needed.

Gunnison County, Colorado
Notes to the Financial Statements
December 31, 2017
(continued)

I. Summary of Significant Accounting Policies (continued)

D. Financial Statement Accounts

1. Cash, Cash Equivalents, and Investments

Cash and cash equivalents include amounts in demand deposits as well as short-term investments with a maturity date within 3 months of the acquisition date.

Restricted cash and cash equivalents represent amounts restricted by bond indentures and other binding commitments.

Investments are stated at fair value. The change in fair value of investments is recognized as an increase or decrease to investment assets and investment income.

The County follows Colorado statutes specifying specific investment instruments meeting defined rating criteria in which local governments may invest, which include:

- Obligations of the United States and certain U.S. government agency securities
- Certain international agency securities
- General obligation and revenue bonds of U.S. local government entities
- Banker's acceptances of certain banks
- Commercial paper
- Written repurchase agreements collateralized by certain authorized securities
- Certain money market mutual funds
- Guaranteed investment contract
- Local government investment pools

2. Receivables

Receivables are reported net of an allowance for uncollectible accounts, whenever applicable.

3. Property Taxes

Property taxes are assessed in one year as a lien on the property, but not collected by the governmental unit until the subsequent year. In accordance with generally accepted accounting principles, the assessed but uncollected property taxes have been recorded as a receivable and as deferred revenue on the fund financial statements.

4. Interfund Receivables and Payables

Balances at year-end between funds are reported as "due to / from other funds" in the fund financial statements. Any residual balances not eliminated between the governmental and business-type activities are reported as "internal balances" in the government-wide financial statements.

Gunnison County, Colorado
Notes to the Financial Statements
December 31, 2017
(continued)

I. Summary of Significant Accounting Policies (continued)

D. Financial Statement Accounts (continued)

5. Inventories

Inventories are carried at cost. The Internal Service Fund I inventory includes gravel held for County use. The cost value of such inventory is recorded as an expenditure at the time of use.

6. Prepaid Expenses

Payments made to vendors for services that will benefit periods beyond December 31, 2017 are recorded as prepaid expenses.

7. Capital Assets

Capital assets, which include land, buildings, building improvements, equipment, and vehicles, are reported in the applicable governmental columns in the government-wide financial statements. Capital assets are defined by the County as assets with an initial cost of \$4,000 or more and an estimated useful life in excess of two years for all assets other than equipment. Such assets are recorded at historical cost. Donated capital assets are recorded at estimated fair value at the date of donation.

The costs of normal maintenance and repairs that do not add to the value of the asset or materially extend asset lives are not capitalized. Improvements are capitalized and depreciated over the remaining useful lives of the related fixed assets, as applicable.

Capital outlay for projects is capitalized as projects are constructed. Interest incurred during the construction phase is capitalized as part of the value of the assets constructed in the business-type activities.

Infrastructure, buildings, and equipment are depreciated using the straight-line method over the following estimated useful lives:

Assets	Years
Infrastructure	15 - 30
Buildings and improvements	15 - 40
Machinery and equipment	3 - 10
Vehicles	10

The book value of property and equipment transferred to the City of Gunnison for additional capacity at their wastewater treatment facility are being amortized on the straight-line method over a period of twenty-five (25) years. The term of the agreement is indefinite and does not include treatment costs.

8. Unavailable Property Taxes

Property taxes in the State of Colorado are assessed in one year as a lien on the property, but not collected by the governmental units until the subsequent year. In accordance with generally accepted accounting principles, the assessed but uncollected property taxes have been recorded in the accompanying financial statements as a receivable and as deferred inflow of resources.

Gunnison County, Colorado
Notes to the Financial Statements
December 31, 2017
(continued)

I. Summary of Significant Accounting Policies (continued)

D. Financial Statement Accounts (continued)

9. Compensated Absences

Vested or accumulated vacation leave that is expected to be liquidated with expendable available financial resources is reported as expenditure and a fund liability of the governmental fund that will pay it. Amounts of vested or accumulated vacation leave that are not expected to be liquidated with expendable available financial resources are reported in the governmental activities column in the government-wide financial statements. Vested or accumulated vacation leave of the proprietary fund type is recorded as an expense and liability of that fund as the benefits accrue to employees. In accordance with the provisions of GASB No. 16, *Accounting for Compensated Absences*, no liability is recorded for non-vesting accumulating rights to receive sick pay benefits.

10. Recognition of Grant Revenue

Where the expenditure of funds is the prime factor for determining eligibility for grant funds, revenue is recognized at the time the expenditure is incurred.

11. Bond Premiums and Discounts

On the government-wide Statement of Net Position and the proprietary fund type Statement of Net Position, bond premiums and discounts are netted with the related bond. On the government-wide and proprietary fund type Statement of Activities, bond premiums and discounts are deferred and amortized over the life of the bonds using the effective interest method. At the governmental fund reporting level, bond premiums and discounts are reported as other financing sources and uses, separately from the face amount of the bonds issued.

12. Fund Equity

Fund equity at the governmental fund financial reporting level is classified as "fund balance." Fund equity for all other reporting is classified as "net position."

Fund Balance – Generally, fund balance represents the difference between the current assets and current liabilities. Governmental accounting standards establishes fund balance classifications that comprise a hierarchy based primarily on the extent to which a government is bound to observe constraints imposed upon the use of the resources reported in governmental funds. Fund balance classifications, include Non-spendable, Restricted, Committed, Assigned, and Unassigned. These classifications reflect not only the nature of funds, but also provide clarity to the level of restriction placed upon fund balance. Fund Balance can have different levels of restraint, such as external versus internal compliance requirements. Unassigned fund balance is a residual classification within the General Fund. The General Fund should be the only fund that reports a positive unassigned balance. In all other funds, unassigned is limited to negative residual fund balance. For further details of the various fund balance classifications refer to Note IV.M.

Gunnison County, Colorado
Notes to the Financial Statements
December 31, 2017
(continued)

I. Summary of Significant Accounting Policies (continued)

D. Financial Statement Accounts (continued)

12. Fund Equity (continued)

Net Position - Net position represent the difference between assets, deferred outflows of resources, liabilities, and deferred inflows of resources. Net investment in capital assets consists of capital assets, net of accumulated depreciation, reduced by the outstanding balances of any borrowing used for the acquisition, construction or improvement of those assets. This net position amount also is adjusted by any bond issuance deferred amounts. Net position is reported as restricted when there are limitations imposed on their use either through the enabling legislation adopted by the County or through external restrictions imposed by creditors, grantors or laws or regulations of other governments. All other net position is reported as unrestricted.

The County applies restricted resources first when an expense is incurred for purposes for which both restricted and unrestricted net position is available.

13. Deferred Outflows and Inflows of Resources

In addition to assets, the statement of financial position will sometimes report a separate section for deferred outflows of resources. This separate financial statement element, deferred outflows of resources, represents a consumption of net position that applies to a future period(s) and so will not be recognized as an outflow of resources (expense/ expenditure) until then. The County has no items that qualify for reporting in this category.

In addition to liabilities, the statement of financial position will sometimes report a separate section for deferred inflows of resources. This separate financial statement element, deferred inflows of resources, represents an acquisition of net position that applies to a future period(s) and so will not be recognized as an inflow of resources (revenue) until that time. The County has only one item that qualifies for reporting in this category. Accordingly, unavailable property tax revenue is deferred and recognized as an inflow of resources in the period that the amounts become available and earned.

14. Interfund Transactions

Quasi-external (i.e., internal service fund) transactions are accounted for as revenues, expenditures or expenses. Transactions that constitute reimbursements to a fund for expenditures/expenses initially made from it that are properly applicable to another fund, are recorded as expenditures/expenses in the reimbursing fund and as reductions of expenditures/expenses in the fund that is reimbursed.

All other interfund transactions, except quasi-external transactions and reimbursements, are reported as transfers.

Gunnison County, Colorado
Notes to the Financial Statements
December 31, 2017
(continued)

I. Summary of Significant Accounting Policies (continued)

E. Significant Accounting Policies

1. Use of Estimates

The preparation of financial statements in conformity with generally accepted accounting principles requires management to make estimates and assumptions that affect the reported amounts of assets and liabilities and disclosure of contingent assets and liabilities at the date of the financial statements and the reported amount of revenues and expenses during the reporting period. Actual results could differ from those estimates.

2. Legal Provisions and Authorization of Deposits

As previously noted, the County is governed by state statutes as to the type of institutions and investments with which it may deposit funds and transact business.

Cash and investments include amounts in demand deposits as well as investments. The funds of the County are invested by the County Treasurer. The County Treasurer accounts for the transactions of each individual fund of the County and maintains a separate ledger for each County fund and all other governments and agencies within the County for which the County Treasurer collects and disburses funds.

The cash and investments of the County's component units are invested by each entity within the guidelines set forth by their respective Boards of Trustees.

II. Reconciliation of Government-wide and Fund Financial Statements

A. Explanation of Certain Differences between the Governmental Fund Balance Sheet and the Government-wide Statement of Net Position

The governmental fund Balance Sheet includes a reconciliation (Page C4) between *fund balance – total governmental funds* and *net position of governmental activities* as reported in the government-wide Statement of Net Position. One element of that reconciliation explains that “Internal Service Funds are used by management to charge the costs of the motor pool, equipment costs and health insurance to individual funds. The assets and liabilities of the internal service funds are included in the governmental activities in the Statement of Net Position. This represents the net equity of the internal service funds less the fixed assets.”

B. Explanation of Certain Differences between the Governmental Fund Statement of Revenues, Expenditures and Changes in Fund Balance and the Government-wide Statement of Activities

The governmental fund Statement of Revenues, Expenditures and Changes in Fund Balance includes a reconciliation (Page C6) between *Net Changes in Fund Balances* and *Changes in Net Position* as reported in the government-wide Statement of Activities. One element of that reconciliation explains that “Internal Service Funds are used by management to charge the costs of the motor pool, equipment costs and health insurance to individual funds. The revenues and expenditures of the internal service funds are included in the governmental activities in the Statement of Activities. This represents the net revenues and expenditures of the internal service funds less the depreciation on fixed assets.”

Gunnison County, Colorado
Notes to the Financial Statements
December 31, 2017
(continued)

III. Stewardship, Compliance, and Accountability

A. Legal Compliance - Budgets

Property taxes become a lien on the property as of January 1 of the year assessed. Taxes levied in one year are collected in the succeeding year. Thus taxes certified in 2016 were collected in 2017 and taxes certified in 2017 will be collected in 2018. Taxes are due on January 1st in the year of collection; however, they may be paid in either one installment (no later than April 30th) or two equal installments (not later than February 28 and June 15th) without interest or penalty. Taxes which are not paid within the prescribed time bear interest at the rate of one percent (1%) per month until paid. Unpaid amounts and the accrued interest thereon become delinquent on June 15th. Expenditures may not legally exceed budgeted appropriations at the fund level. During the year, supplementary appropriations were necessary. Appropriations lapse at the end of each calendar year.

B. Budgetary Information

As required by Colorado statutes, the County follows these procedures in establishing the budgetary data reflected in the financial statements.

- (1) For the 2017 budget, prior to August 25, 2016, the County Assessor sent to the County Finance Director a certified assessed valuation of all taxable property within the County.
- (2) Based on this assessed valuation, the County Finance Director computed a rate of levy which when levied would raise the amounts, along with other revenues, necessary to fund the County operating requirements. The levy rate and proposed budget was submitted to the County Commissioners before December 22.
- (3) Notice was published within ten (10) days which contained: availability of proposed budget for public inspection, date and time of budget adoption meeting, and that any County taxpayer may file objection prior to adoption of the budget.
- (4) The final budget and appropriating resolution was adopted prior to December 31.
- (5) After adoption of the budget resolution, the County may make by resolution the following changes: (i) supplemental appropriations to the extent of revenues in excess of the estimated in the budget; (ii) emergency appropriations; and (iii) reduction of appropriations for which originally estimated revenues are insufficient. At any time during the year, the County may, by resolution, transfer part of all of any unexpended funds from one department or fund to another.

Gunnison County, Colorado
Notes to the Financial Statements
December 31, 2017
(continued)

III. Stewardship, Compliance, and Accountability (continued)

B. Budgetary Information (continued)

Supplemental appropriations for the County during 2017 resulted in the budget amendments as follows:

	<u>Original Budget</u>	<u>Budget Amendments</u>	<u>Final Budget</u>
General Fund	14,333,429	300,525	14,633,954
Road & Bridge	5,718,966	(65,662)	5,653,304
Human Services	4,451,805	226,745	4,678,550
Sales Tax Capital Improvement	2,655,134	265,469	2,920,603
Airport Construction	7,015,392	1,111,111	8,126,503
Capital Expenditures	132,820	466,307	599,127
Public Health	926,994	117,120	1,044,114
Mosquito Control	93,173	200	93,373
Sage Grouse	73,209	3,930	77,139
Housing Authority Administration	64,657	11,865	76,522
Gunnison Valley Local Marketing District	1,744,490	29,500	1,773,990
Airport Operations	1,316,364	50,263	1,366,627
Solid Waste	1,467,763	62,001	1,529,764
ISF-I	2,984,806	(53)	2,984,753
ISF-III	3,070,534	2,035	3,072,569
	<u>48,835,270</u>	<u>2,581,356</u>	<u>51,416,626</u>

C. Possible Violations of State Statutes - Budgets

The following fund(s) had expenditures over budget; this may be a violation of Colorado state statutes:

	<u>Final Budget</u>	<u>Actual</u>	<u>(Over) Budget</u>
Risk Management	80,450	146,842	(66,392)
Housing Authority Administration	76,522	76,972	(450)
Solid Waste	1,530,014	1,531,588	(1,574)
Assisted Living	36,488	36,751	(263)

D. TABOR Amendment – Revenue and Spending Limitation Amendment

In November 1992, Colorado voters amended Article X of the Colorado Constitution by adding Section 20; commonly known as the Taxpayer's Bill of Rights ("TABOR"). TABOR contains revenue, spending, tax and debt limitations which apply to the State of Colorado and local governments. TABOR requires, with certain exceptions, advance voter approval for any new tax, tax rate increase, mill levy above that for the prior year, extension of any expiring tax, or tax policy change directly causing a net tax revenue gain to any local government.

Gunnison County, Colorado
Notes to the Financial Statements
December 31, 2017
(continued)

III. Stewardship, Compliance, and Accountability (continued)

D. TABOR Amendment – Revenue and Spending Limitation Amendment (continued)

Except for refinancing bonded debt at a lower interest rate or adding new employees to existing pension plans, TABOR requires advance voter approval for the creation of any multiple fiscal year debt or other financial obligation unless adequate present cash reserves are pledged irrevocably and held for payments in all future fiscal years.

TABOR also requires local governments to establish emergency reserves to be used for declared emergencies only. Emergencies, as defined by TABOR, exclude economic conditions, revenue shortfalls, or salary or fringe benefit increases. These reserves are required to be 3% or more of fiscal year spending (excluding bonded debt service). The County has reserved year-end fund balance in the General Fund for emergencies as required under Tabor in the amount of \$701,000.

The initial base for local government spending and revenue limits is December 31, 1992. Future spending and revenue limits are determined based on the prior year's fiscal year spending adjusted for inflation in the prior calendar year plus annual local growth. Fiscal year spending is generally defined as expenditures and reserve increases with certain exceptions. Revenue, if any, in excess of the fiscal year spending limit must be refunded in the next fiscal year unless voters approve retention of such revenue.

On November 5, 1996, the County's electorate approved the following ballot question:

“May Gunnison County, without any increase in County rates and without exceeding the property tax revenue limit, keep and spend for County services and capital expenditures, in 1996 and each year thereafter, any excess revenues from grants, fees, interest, sales tax, and all other revenue sources without being limited by the restrictions of Article X, Section 20 of the Colorado Constitution (commonly known as Amendment 1 and/or the “Tabor Amendment”)”.

On November 7, 2000 the County's electorate approved the following ballot question:

“May Gunnison County be authorized to collect, keep, and expend all revenues it receives from its property tax levy in 2001 and each year thereafter as a revenue change pursuant to Article X, Section 20 of the Colorado Constitution provided that nothing in this question authorizes the County to increase its permanent rate of levy without prior voter approval”.

The County's management believes it is in compliance with the financial provisions of TABOR. However, TABOR is complex and subject to interpretation. Many of its provisions, including the interpretation of how to calculate fiscal year spending limits, will require judicial interpretation.

E. Deficit Fund Balance and Net Position

The Airport Construction Fund and the Gunnison County Housing Authority Mountain View Fund had a deficit net position at December 31, 2017 of \$107,182 and \$404,767, respectively.

Gunnison County, Colorado
Notes to the Financial Statements
December 31, 2017
(continued)

IV. Detailed Notes on All Funds

A. Deposits and Investments

The County's deposits are entirely covered by federal depository insurance ("FDIC") or by collateral held under Colorado's Public Deposit Protection Act ("PDPA"). The FDIC insures the first \$250,000 of the County's deposits at each financial institution. Deposit balances over \$250,000 are collateralized as required by PDPA. The County had the following investments and maturities:

	Carrying Amounts	Less than one year	Less than five years
<i>Deposits:</i>			
Cash on hand	590,013	590,013	-
Checking	4,970,838	4,970,838	-
Savings	4,047,902	4,047,902	-
Certificates of deposit	11,225,224	3,168,877	8,056,347
<i>Investments:</i>			
Pools	5,398,999	5,398,999	-
Agencies - FHLB	2,007,669	-	2,007,669
Agencies - FFCB	1,710,807	-	1,710,807
Agencies - FHLMC	2,465,694	-	2,465,694
Agencies - FNMA	1,374,002	-	1,374,002
Treasuries	484,375	-	484,375
Deposits held by Trustee	1,382,016	1,382,016	-
Total	35,657,539	19,558,645	16,098,894
 <i>Reconciliation to Statement of Net Position:</i>			
Cash and cash equivalents - Unrestricted		27,148,624	
Cash and cash equivalents - Restricted		3,452,086	
Fiduciary Funds		5,056,829	
Total		35,657,539	

The Investment Pool represents investments in COLOTRUST and CSAFE which are 2a7-like pools. The fair value of the pool is determined by the pool's share price. The County has no regulatory oversight for the pool.

Interest Rate Risk. As a means of limiting its exposure to interest rate risk, the County diversifies its investments by security type and institution, and limits holdings in any one type of investment with any one issuer. The County coordinates its investment maturities to closely match cash flow needs and restricts the maximum investment term to less than five years from the purchase date. As a result of the limited length of maturities the County has limited its interest rate risk.

Gunnison County, Colorado
Notes to the Financial Statements
December 31, 2017
(continued)

IV. Detailed Notes on All Funds (continued)

A. Deposits and Investments (continued)

Credit Risk. State law and County policy limit investments to those authorized by State statutes including U.S. Agencies and 2a7-like pools. The County's general investment policy is to apply the prudent-person rule: Investments are made as a prudent person would be expected to act, with discretion and intelligence, to seek reasonable income, preserve capital, and, in general, avoid speculative investments.

Concentration of Credit Risk. The County diversifies its investments by security type and institution. Investments may only be made in those financial institutions which are insured or issued by the Federal Deposit Insurance Corporation, the Federal Home Mortgage Association, the Federal Savings and Loan Insurance Corporation, Congressionally authorized mortgage lenders and investments that are federally guaranteed. Financial institutions holding County funds must provide the County a copy of the certificate from the Banking Authority that states that the institution is an eligible public depository.

Restricted Cash and Investments. At December 31, 2017, the County had restricted the following cash and investments:

<u>Purpose</u>	<u>Total</u>	<u>Fund</u>
Water Resource Protection	88,660	General
Workforce Impact Fees	834,182	General
Courthouse Renovation	69	General
2010 Certificates of Participation - Interest Subsidy	302	Debt Service
2010 Certificates of Participation - Bond Reserve Fund	1,350,972	Capital Expend.
2005 & 2006 N. Gunnison Revenue Bonds - Bond Reserve Funds	96,160	Sewer
2013 Antelope Hills - Bond Reserve Fund	46,384	Water
Landfill Closure and Post-closure	986,694	Solid Waste
Replacement Reserve	48,663	Mountain View
	<u>3,452,086</u>	

Fair Value of Investments

The County measures and records its investments using fair value measurement guidelines established by generally accepted accounting principles. These guidelines recognize a three-tiered fair value hierarchy, as follows:

- *Level 1:* Quoted prices for identical investments in active markets;
- *Level 2:* Observable inputs other than quoted market prices; and,
- *Level 3:* Unobservable inputs.

Gunnison County, Colorado
Notes to the Financial Statements
December 31, 2017
(continued)

IV. Detailed Notes on All Funds (continued)

A. Deposits and Investments (continued)

Fair Value of Investments (continued)

At December 31, 2017, the County had the following recurring fair value measurements:

<u>Investments Measured at Fair Value</u>	<u>Total</u>	<u>Fair Value Measurements Using</u>		
		<u>Level 1</u>	<u>Level 2</u>	<u>Level 3</u>
Debt Securities:				
U.S. Treasury	484,375	484,375	-	-
U.S. Agencies	7,558,172	7,558,172	-	-
Negotiable certificates of deposit	11,225,224	-	11,225,224	-
U.S. Fund Money Market	1,351,480	-	1,351,480	-
Total	<u>20,619,251</u>	<u>8,042,547</u>	<u>12,576,704</u>	<u>-</u>

<u>Investments Measured at Net Asset Value</u>	<u>Total</u>
Investment Pools:	
Colotrust Plus	2,965,943
Total	<u>2,965,943</u>

<u>Investments Measured at Amortized Cost</u>	<u>Total</u>
Investment Pools:	
C-Safe	2,433,056
Total	<u>2,433,056</u>

Debt and equity securities classified in Level 1 are valued using prices quoted in active markets for those securities. Negotiable certificates of deposits and money market funds in Level 2 are valued using the following approaches:

- Negotiable Certificates of Deposit: matrix pricing based on the certificate of deposit's relationship to benchmark quoted prices;
- Money Market Funds: published fair value per share (unit) for each fund.

B. Component Unit - Gunnison Valley Hospital and Gunnison Health Care Center Deposits and Investments

At December 31, 2017, the Gunnison Valley Hospital and Gunnison Health Care Center's cash deposits had a bank balance of \$6,448,775.

Gunnison Valley Hospital and Gunnison Health Care Center's may legally invest in direct obligations of and other obligations guaranteed as to principal by the U.S. Treasury and U.S. agencies and instrumentalities and in-bank repurchase agreements. It may also invest to a limited extent in corporate bonds and equity securities.

Gunnison County, Colorado
Notes to the Financial Statements
December 31, 2017
(continued)

IV. Detailed Notes on All Funds (continued)

**B. Component Unit - Gunnison Valley Hospital and Gunnison Health Care Center
Deposits and Investments (continued)**

At December 31, 2017, the Gunnison Valley Hospital and Gunnison Health Care Center had the following investments and maturities:

	<u>Carrying Amounts</u>	<u>Less than one year</u>	<u>1 - 5 years</u>	<u>6 - 10 years</u>
<i>Deposits</i>	6,448,775	6,448,775	-	
<i>Investments:</i>				
Cash and cash equivalents	50,752	50,752	-	-
Money markets	27,377,719	27,377,719	-	-
Mutual funds	419,952	419,952	-	-
Certificates of deposit	78,605	19,572	59,033	-
Municipal bonds	3,658,109	3,658,109	-	-
Corporate bonds	4,210,344	2,043,864	2,105,516	60,964
Equities	1,249,307	1,249,307	-	-
Government fixed income	9,600,132	2,922,336	6,677,796	-
Total	<u>53,093,695</u>	<u>44,190,386</u>	<u>8,842,345</u>	<u>60,964</u>

Reconciliation to Statement of Net Position:

Cash and cash equivalents - Unrestricted	6,323,549
Cash and cash equivalents - Restricted	46,770,146
Total	<u>53,093,695</u>

At December 31, 2017, the Gunnison Valley Hospital and Gunnison Health Care Center had the following recurring fair value measurements:

<u>Investments Measured at Fair Value</u>	<u>Total</u>	<u>Fair Value Measurements Using</u>		
		<u>Level 1</u>	<u>Level 2</u>	<u>Level 3</u>
Mutual funds	419,952	419,952	-	-
Certificates of deposit	78,605	78,605	-	-
Municipal bonds	3,658,109	-	3,658,109	-
Corporate bonds	4,210,344	-	4,210,344	-
Equities	1,249,307	1,249,307	-	-
Government fixed income	9,600,132	9,600,132	-	-
Total	<u>19,216,449</u>	<u>10,928,044</u>	<u>7,868,453</u>	<u>-</u>

Gunnison County, Colorado
Notes to the Financial Statements
December 31, 2017
(continued)

IV. Detailed Notes on All Funds (continued)

C. Receivables

Receivables as of year-end for the County's funds are as follows:

	General	Road & Bridge	Human Services	Sales Tax Capital Improvement
Receivables:				
Taxes	8,095,519	-	313,580	-
Accounts	-	3,721	-	-
Other	24,246	130	-	-
Intergovernmental	170,292	225,190	139,813	500,652
Allowance for doubtful accts	-	-	-	-
Total receivables	8,290,057	229,041	453,393	500,652
	Airport Construction	Capital Expenditures	Non-major Governmental	Total
Receivables:				
Taxes	-	-	-	8,409,099
Accounts	-	-	-	3,721
Other	29,433	-	10,804	64,613
Intergovernmental	170,139	67,913	377,116	1,651,115
Allowance for doubtful accts	-	-	-	-
Total receivables	199,572	67,913	387,920	10,128,548
	Airport Operations	Sewer	Water	Landfill Operations
Receivables:				
Accounts	82,061	35,760	-	92,455
Other	8,784	-	46,396	22,943
Intergovernmental	6,991	-	-	11,700
Allowance for doubtful accts	-	-	-	-
Total receivables	97,836	35,760	46,396	127,098
	Assisted Living	Mountain View	Internal Service Funds	Total
Receivables:				
Accounts	-	-	22,000	232,276
Other	-	-	144,127	222,250
Intergovernmental	-	-	609	19,300
Allowance for doubtful accts	-	-	-	-
Total receivables	-	-	166,736	473,826

Governmental funds report *unavailable property tax revenue* in connection with receivables for revenues that are not considered to be available to liquidate liabilities of the current period. Deferred inflows of resources include property taxes levied in 2017 but not available until 2018. Governments also defer revenue recognition in connection with funds that have been received, but not yet earned.

Gunnison County, Colorado
Notes to the Financial Statements
December 31, 2017
(continued)

IV. Detailed Notes on All Funds (continued)

D. Capital Assets

Capital asset activity for the year ended December 31, 2017 was as follows:

	<u>Beginning Balance</u>	<u>Increases</u>	<u>Decreases</u>	<u>Ending Balance</u>
Governmental activities:				
Capital assets, not being depreciated:				
Land	1,333,832	99,240	-	1,433,072
Construction in progress	253,199	370,322	-	623,521
Total capital assets, not being depreciated	<u>1,587,031</u>	<u>469,562</u>	<u>-</u>	<u>2,056,593</u>
Capital assets, being depreciated:				
Infrastructure	24,188,819	-	-	24,188,819
Improvements	1,504,637	30,118	-	1,534,755
Buildings	46,101,995	275,416	-	46,377,411
Equipment	14,344,267	765,716	(57,350)	15,052,633
Total capital assets being depreciated	<u>86,139,718</u>	<u>1,071,250</u>	<u>(57,350)</u>	<u>87,153,618</u>
Less accumulated depreciation for:				
Infrastructure	(14,959,008)	(1,362,197)	-	(16,321,205)
Improvements	(712,354)	(86,841)	-	(799,195)
Buildings	(7,048,106)	(1,053,794)	-	(8,101,900)
Equipment	(11,732,668)	(581,588)	44,900	(12,269,356)
Total accumulated depreciation	<u>(34,452,136)</u>	<u>(3,084,420)</u>	<u>44,900</u>	<u>(37,491,656)</u>
Total capital assets being depreciated, net	<u>51,687,582</u>	<u>(2,013,170)</u>	<u>(12,450)</u>	<u>49,661,962</u>
Governmental activities capital assets, net	<u><u>53,274,613</u></u>	<u><u>(1,543,608)</u></u>	<u><u>(12,450)</u></u>	<u><u>51,718,555</u></u>
Business-type activities:				
Capital assets, not being depreciated:				
Land	11,332,117	-	-	11,332,117
Construction in progress	3,321,043	3,754,895	-	7,075,938
Total capital assets not being depreciated	<u>14,653,160</u>	<u>3,754,895</u>	<u>-</u>	<u>18,408,055</u>
Capital assets, being depreciated:				
Improvements	28,695,760	2,223,160	-	30,918,920
Buildings	10,610,321	88,085	-	10,698,406
Utility treatment transmission systems	16,804,161	14,272	-	16,818,433
Equipment	4,427,474	148,832	(407,440)	4,168,866
Total capital assets being depreciated	<u>60,537,716</u>	<u>2,474,349</u>	<u>(407,440)</u>	<u>62,604,625</u>
Less accumulated depreciation for:				
Improvements	(15,885,672)	(1,376,602)	-	(17,262,274)
Buildings	(5,343,728)	(281,111)	-	(5,624,839)
Utility treatment transmission systems	(10,123,649)	(614,018)	-	(10,737,667)
Equipment	(3,330,764)	(192,548)	407,440	(3,115,872)
Total accumulated depreciation	<u>(34,683,813)</u>	<u>(2,464,279)</u>	<u>407,440</u>	<u>(36,740,652)</u>
Total capital assets being depreciated, net	<u>25,853,903</u>	<u>10,070</u>	<u>-</u>	<u>25,863,973</u>
Business-type activities capital assets, net	<u><u>40,507,063</u></u>	<u><u>3,764,965</u></u>	<u><u>-</u></u>	<u><u>44,272,028</u></u>

Gunnison County, Colorado
Notes to the Financial Statements
December 31, 2017
(continued)

IV. Detailed Notes on All Funds (continued)

D. Capital Assets (continued)

The County had the following depreciation expense for the following functions:

Governmental Activities:	
General government	652,696
Public safety	336,444
Health and welfare	79,513
Culture and recreation	76,439
Public works	1,939,328
Total Governmental Activities	3,084,420
 Business-type Activities:	
Airport	1,686,195
Sewer	246,066
Water	396,141
Landfill	37,238
Housing	98,639
Total Business-type Activities	2,464,279

E. Component Unit - Gunnison Valley Hospital and Health Care Center - Capital Assets

Capital assets consist of the following at December 31, 2017:

	Beginning Balance	Additions	Deletions	Ending Balance
Land and improvements	911,194	700,200	-	1,611,394
Building leasehold improvements	23,669,490	651,210	-	24,320,700
Equipment	14,234,446	1,877,352	(132,099)	15,979,699
Construction in progress	1,066,933	5,964,618	(608,810)	6,422,741
Total property and equipment	39,882,063	9,193,380	(740,909)	48,334,534
Less: accumulated depreciation	(20,841,103)	(1,505,453)	130,361	(22,216,195)
Capital assets, net	19,040,960	7,687,927	(610,548)	26,118,339

Capital assets are depreciated on a straight-line basis over the estimated useful lives of each asset. Assets under capital lease obligations are depreciated over the shorter of the lease term or their respective estimated useful lives.

Gunnison County, Colorado
Notes to the Financial Statements
December 31, 2017
(continued)

IV. Detailed Notes on All Funds (continued)

F. Interfund Transfers, Receivables, and Payables

Interfund balances at December 31, 2017, consisted of the following amounts and represent charges for services or reimbursable expenses. These remaining balances resulted from the time lag between the dates that (1) interfund goods or services are provided or reimbursable expenditures occur, (2) transactions are recorded in the accounting period, and (3) payments between funds are made. The County expects to repay all interfund balances within one year.

Transfers are used to 1) move revenues from the fund that statute or budget requires to collect them to the fund that statute or budget requires to expend them, 2) move unrestricted revenues collected in the General Fund to finance various programs accounted for in other funds in accordance with budgetary authorizations, and, 3) provide additional resources for current operations or debt service.

The following represents interfund balances and transfers at December 31, 2017. All amounts presented below are owed to / received from or transferred through the County Treasurer Agency Fund.

	<u>Due from County</u>	<u>Due to County</u>	<u>Transfer in</u>	<u>Transfer (out)</u>
General Fund	280,296	-	1,213,125	(648,571)
Road and Bridge Fund	-	149,654	512,772	(319,352)
Human Services Fund	-	188,451	-	(197,680)
Sales Tax Capital Improvements Fund	-	17,347	-	(2,542,915)
Capital Expenditures	100,084	-	113,585	-
Non-major Governmental Funds	7,345	147,841	2,033,843	(325,885)
Airport Operations	-	23,511	-	(306,434)
Sewer Fund	-	217,319	-	(54,594)
Water Fund	213,623	-	29,729	(26,952)
Landfill operations	-	12,477	205,178	(72,276)
Mountain View	-	4,998	-	-
Internal Service Funds	176,706	16,198	173,500	(149,515)
	<u>778,054</u>	<u>778,054</u>	<u>4,625,070</u>	<u>(4,625,070)</u>

G. Operating Leases

The government is committed under various leases for buildings, office space and data processing equipment. These leases are considered, for accounting purposes, to be operating leases.

Gunnison County, Colorado
Notes to the Financial Statements
December 31, 2017
(continued)

IV. Detailed Notes on All Funds (continued)

H. Long-term Liabilities – Governmental Activities

1. Pitchfork Property Loan

On December 28, 2001, the County signed an agreement with Colorado Housing Authority for the purchase of land to be resold to local families to provide affordable housing. The original agreement financed \$63,173, with repayment to occur by December 31, 2005. On December 1, 2005, there was a modification to this agreement which refinanced \$30,665. New terms require monthly payments of \$211, and provides for interest at 4.00%. The agreement maturity date is July 30, 2023.

2. Airport Construction Loan

On October 20, 2009, the County signed a loan agreement for a Broom Truck. The loan totaled \$188,238 and requires annual payments each July of \$23,627. The loan carries an interest rate of 4.60% and matures on July 15, 2019.

3. 2010 Taxable Certificates of Participation (Series B)

On September 2, 2010, the County issued \$17,270,000 in Certificates of Participation with interest ranging from 2.25% to 6.125%. The net proceeds of \$17,022,464 (after payment of \$247,536 in underwriting fees and other issuance costs) were deposited with a Trustee to provide for construction of a public safety center and public works facility. The Certificates of Participation are paid through a lease purchase agreement with the County. The lease is subject to annual appropriation. The issue requires semi-annual payment on January 1st and July 1st from \$202,500 to \$487,500 until December 1, 2040.

These certificates are Qualified Build America Bonds, which indicates the certificates are not tax-exempt. Under the Build America Program, the County may apply for interest cost subsidies from the federal government. Such subsidies will be used by the County to pay debt service on these certificates. During the fiscal year ended December 31, 2017, the County recognized revenue of \$291,057 related to this subsidy.

These certificates are secured by a Reserve Fund. In accordance with certificates indentures, the County has restricted cash and net position, less retainage payable, equal to \$1,350,972 at December 31, 2017

These 2010B certificates are subject to redemption prior to maturity at the option of the County at par plus accrued interest without a redemption premium.

Gunnison County, Colorado
Notes to the Financial Statements
December 31, 2017
(continued)

IV. Detailed Notes on All Funds (continued)

H. Long-term Liabilities – Governmental Activities (continued)

4. 2010 Energy Improvement Lease

On August 1, 2010, the County entered into lease purchase agreements for the purchase and construction of various building improvements throughout the County. The purchased assets included heating, lighting, and air-conditioning controls at a cost of \$1,168,919. The lease agreements provide for a reduction of payments if certain budgeted energy savings are not realized. A portion of the debt has been recorded on the Airport Operations Fund and the Housing Authority Fund with the remaining amount included in the Government-wide Statement of Net Position – Governmental Activities column. The lease purchase has a ten year term. Semi-annual payments are required on February 1 and August 1 of each year through August 1, 2020.

5. 2013 Certificates of Participation

On December 30, 2013, the County issued \$9,710,000 in Certificates of Participation with interest ranging from 2.00% to 5.25%. The net proceeds of \$9,999,100 (which include an original issue premium of \$289,100 and after payment of \$168,125 in underwriting fees and other issuance costs) were deposited with a Trustee to be used to construct, renovate and equip a new, state-of-the art County courthouse and administrative office building, and landscaping and parking development. The Certificates of Participation are paid through a lease purchase agreement with the County. The lease is subject to annual appropriation. The issue requires semi-annual payment on June 1st and December 1st from \$255,000 to \$635,000 until December 1, 2038.

The certificates maturing on and after December 1, 2014, are subject to optional redemption prior to maturity at the option of the County, on December 1, 2013, at par plus accrued interest without a redemption premium.

The certificates maturing on December 1, 2038 are subject to mandatory sinking fund redemption at par, plus accrued interest to redemption date.

I. Long-term Liabilities – Business-type Activities

1. Impact Assistance Loan Funds - Somerset

During the year ended December 31, 2003, the County received \$100,000 from the Colorado Department of Local Affairs for the assistance financing the installation of a new water treatment system for the community of Somerset, Colorado. The loan is payable in 20 annual installments of \$8,024, including interest at the rate of 5% per annum, beginning September 1, 2004.

The County levies the necessary charges, fees and assessments to raise revenues for repayment of the loan as well as for operational and maintenance costs of the wastewater treatment facilities.

Gunnison County, Colorado
Notes to the Financial Statements
December 31, 2017
(continued)

IV. Detailed Notes on All Funds (continued)

I. Long-term Liabilities – Business-type Activities (continued)

2. Antelope Hills Water Line Extension Loan

In 2012, the County received interim financing to cover the costs of the Antelope Hills water line extension project. Funds received during the year totaled \$808,147 and are due in full when the County receives additional funding for the project from the USDA. The loan carries an interest rate of 2.5% and has no set maturity. During 2013, the County drew down additional funds totaling \$283,654 before the interim loan was repaid in full from the proceeds of the permanent financing – the Antelope Hills Water Taxable Revenue Bonds (2013).

3. 2013 Antelope Hills Water Taxable Revenue Bonds (U.S.D.A)

The County issued \$1,154,230 of Taxable Revenue Bonds, on September 13, 2013, bearing interest at 2.125%. The bonds require quarterly payments of \$10,735 each March 18th, June 18th, September 18th, and December 18th. The bonds are subject to optional redemption. The bonds mature in 2053.

As special, limited obligations of the County, principal and interest on the bonds are payable solely from Net Pledge Revenues; as defined in the bond documents. Such net revenue includes income from operation and use of the system and other legally available revenue after the payment of operation and maintenance expense of the system.

The County is also required to establish a debt reserve account (with the County Treasurer) by depositing \$567 each month for the life of bond. The reserve account totaled \$46,384 at December 31, 2017.

The bond documents include a Rate Maintenance Covenant, which requires the County to establish service rates at a level sufficient to cover operating and maintenance expense, as well as 100% of each fiscal year's debt service requirements.

4. Mineral Impact Loan

On November 4, 2004 the County took out a mineral impact loan with the Colorado Department of Local Affairs for \$200,000. The loan is financed by the Sewer Fund and the proceeds were used for the North Gunnison County sewer reconstruction project. The loan requires payments totaling \$19,108 annually through 2019 with a 5% interest rate.

5. 2005 & 2006 Sewer Refunding and Improvement Revenue Bonds (U.S.D.A)

The County issued \$1,519,270 of Gunnison County Sewer Fund, North Gunnison Sewer Project Refunding Bonds, on October 15, 2005, bearing interest at 4.25%. The bonds require semi-annual payments of \$39,669 each June 1 and December 1. The bonds are subject to optional redemption without any additional premium. The bonds mature in 2044.

In 2006 the County issued an additional revenue bond totaling \$322,000 with an interest rate of 4.25%. The Bonds require payments of \$8,408 and mature in 2046.

Gunnison County, Colorado
Notes to the Financial Statements
December 31, 2017
(continued)

IV. Detailed Notes on All Funds (continued)

I. Long-term Liabilities – Business-type Activities (continued)

5. 2005 & 2006 Sewer Refunding and Improvement Revenue Bonds (U.S.D.A) (continued)

These bonds are secured by a Reserve Fund. In accordance with bond agreement, the County has restricted cash of \$96,160 at December 31, 2017.

The bond documents include a Rate Maintenance Covenant, which requires the County to establish service rates at a level sufficient to cover operating and maintenance expense, as well as 100% of each fiscal year's debt service requirements.

6. Gunnison County Housing Authority

Primary Mortgage. In 2003 the Housing Authority, a blended component unit of the County, agreed to a mortgage, which is subject to a first deed of trust including a lien on, and pledge of, the gross revenues derived and to be derived from operation of the Mountain View housing project, payable to the Colorado Housing Finance Authority in the amount of \$528,100. The loan requires \$3,082 per month, including interest at 5.75%, with payment on October 1, 2033. The County had an outstanding balance of \$383,187 at December 31, 2017.

Surplus Cash. During the year ended December 31, 2003, the Housing Authority received \$378,864 from the Secretary of Housing and Urban Development, Washington D.C. evidenced by a Note Payable and secured by the Mountain View Apartments. The maturity date of the Note is November 1, 2033 with an interest rate of 1.0% per annum, to accrue on the original principal balance until maturity. The County had an outstanding balance of \$378,864 at December 31, 2017. The Authority is required to establish a reserve fund to accumulate funds at a rate of \$425 per month for the replacement and major maintenance costs.

Contingent Payable. During the year ended December 31, 2003, the Housing Authority received \$624,011 from the Secretary of Housing and Urban Development, Washington D.C., evidenced by a Note Payable and secured by the Mountain View Apartments. The maturity date of the Note is November 1, 2033 with an interest rate of 1.0% per annum, annually, on the unpaid principal balance until paid. The County had an outstanding balance of \$212,520 at December 31, 2017.

Gunnison County, Colorado
Notes to the Financial Statements
December 31, 2017
(continued)

IV. Detailed Notes on All Funds (continued)

I. Long-term Liabilities – Business-type Activities (continued)

7. Landfill Closure and Post-Closure Liability

In accordance with EPA requirements the County has conducted a study to estimate its liability to close the landfill and monitor it for thirty years thereafter. These costs are reflected as the landfill accepts waste. The County's landfill has used 54% to date of the currently developed cell's capacity and has 75 years left on its currently developed cells. Additional cells will be opened as needed. The landfill liability recorded at year end is \$1,247,795. The estimated total current cost of closure and post-closure care remaining to be recognized is \$1,053,677. The estimated total amount of the landfill closure and post-closure cost is based on the amount that would be paid if all equipment, facilities, and services required to close, monitor, and maintain the landfill were acquired as of December 31, 2017. However, the actual cost of closure and post-closure may be higher due to inflation, changes in technology, or changes in landfill laws and regulations.

The County is required by state and federal laws and regulations to provide adequate financial resources to pay for all closure and post-closure care. The remaining portion of anticipated future inflation costs and additional costs that might arise from changes in post-closure requirements (due to changes in technology or more rigorous environmental regulations, for example) may need to be covered by charges to future landfill users, taxpayers, or both.

J. Long-term Liabilities - Compensated Absences

The County has a policy of allowing the accumulation of paid vacation and sick leave, subject to certain maximum limits. In accordance with GAAP, the County's approximate liability for vacation pay earned by employees at December 31, 2017 has been reflected in the proprietary type fund financial statements and in the governmental activities column of the government-wide financial statements. Compensated absences for governmental activities are generally liquidated by the General Fund. Compensated absences for business-type activities are liquidated by the respective fund.

Gunnison County, Colorado
Notes to the Financial Statements
December 31, 2017
(continued)

IV. Detailed Notes on All Funds (continued)

K. Long-term Liabilities – Activity and Debt Service Schedules

Long-term liability activity for the year ended December 31, 2017 was as follows:

	<u>Beginning Balance</u>	<u>Additions</u>	<u>Reductions</u>	<u>Ending Balance</u>	<u>Due Within One Year</u>
Governmental Activities:					
<u>Internal Service Fund:</u>					
Compensated Absences	75,067	9,385	-	84,452	33,781
<u>Other Governmental Debt:</u>					
Pitchfork Loan	14,678	-	(1,974)	12,704	2,055
Airport Construction	64,826	-	(20,645)	44,181	21,595
Certificates of Participation - 2010	15,615,000	-	(430,000)	15,185,000	440,000
Energy Improvement Lease - 2010	520,881	-	(122,962)	397,919	127,679
Certificates of Participation - 2013	8,920,000	-	(265,000)	8,655,000	270,000
Unamortized bond premiums	215,526	-	(17,097)	198,429	-
Compensated Absences	1,277,307	-	(16,849)	1,260,458	504,183
Total Governmental Activities					
Long-term Liabilities	<u>26,703,285</u>	<u>9,385</u>	<u>(874,527)</u>	<u>25,838,143</u>	<u>1,399,293</u>
Business-type Activities:					
Impact Assistance Loan Funds - Water	44,121	-	(5,849)	38,272	6,106
DOLA Mineral Impact Loan	52,036	-	(16,507)	35,529	17,331
North Gunnison Sewer Revenue Bond - 2005	1,284,167	-	(25,186)	1,258,981	25,754
North Gunnison Sewer Revenue Bond - 2006	275,756	-	(4,920)	270,836	5,132
Antelope Hills Water Revenue Bonds - 2013	1,092,610	-	(19,849)	1,072,761	20,274
<u>Gunnison County Housing Authority:</u>					
Mortgage - Primary Mortgage	397,681	-	(14,494)	383,187	15,312
Mortgage - Surplus Cash	266,497	-	(53,977)	212,520	-
Mortgage - Contingent Payable	378,864	-	-	378,864	-
Note Payable - Palisades Living Center	372,250	-	(21,272)	350,978	22,441
Accrued Liability for Landfill Closure Costs	1,239,204	8,591	-	1,247,795	-
Compensated Absences	120,368	1,330	-	121,698	48,679
Total Business-type Activities					
Long-term Liabilities	<u>5,523,554</u>	<u>9,921</u>	<u>(162,054)</u>	<u>5,371,421</u>	<u>161,029</u>

Gunnison County, Colorado
Notes to the Financial Statements
December 31, 2017
(continued)

IV. Detailed Notes on All Funds (continued)

K. Long-term Liabilities – Activity and Debt Service Schedules (continued)

Debt service requirements at December 31, 2017 were as follows:

<u>Dates</u>	<u>Governmental Funds</u>		<u>Business-Type</u>	
	<u>Principal</u>	<u>Interest</u>	<u>Principal</u>	<u>Interest</u>
2018	861,329	1,296,291	74,597	91,578
2019	887,304	1,265,716	77,529	88,646
2020	889,889	1,232,204	61,480	85,589
2021	772,317	1,199,633	63,712	83,356
2022	802,411	1,165,464	66,033	81,035
2023 - 2027	4,446,562	5,222,269	329,928	370,158
2028 - 2032	5,440,000	3,925,977	387,040	308,181
2033 - 2037	6,750,000	2,229,369	461,627	233,594
2038 - 2042	3,444,992	382,157	551,882	143,338
2043 - 2047	-	-	370,919	55,294
2048 - 2052	-	-	199,825	14,717
2053	-	-	31,807	339
	<u>24,294,804</u>	<u>17,919,080</u>	<u>2,676,379</u>	<u>1,555,825</u>

<u>Dates</u>	<u>Housing Authority</u>		<u>Total</u>	
	<u>Principal</u>	<u>Interest</u>	<u>Principal</u>	<u>Interest</u>
2018	37,753	35,717	973,679	1,423,586
2019	39,601	33,869	1,004,434	1,388,231
2020	321,732	31,962	1,273,101	1,349,755
2021	18,187	18,795	854,216	1,301,784
2022	19,261	17,721	887,705	1,264,220
2023 - 2027	114,765	70,146	4,891,255	5,662,573
2028 - 2032	152,897	32,014	5,979,937	4,266,172
2033 - 2037	621,353	7,183	7,832,980	2,470,146
2038 - 2042	-	-	3,996,874	525,495
2043 - 2047	-	-	370,919	55,294
2048 - 2052	-	-	199,825	14,717
2053	-	-	31,807	339
	<u>1,325,549</u>	<u>247,407</u>	<u>28,296,732</u>	<u>19,722,312</u>

Gunnison County, Colorado
Notes to the Financial Statements
December 31, 2017
(continued)

IV. Detailed Notes on All Funds (continued)

L. Long-term Liabilities – Component Unit

1. Hospital Revenue Bonds

Series 2010 Revenue Bonds, remaining annual maturities of \$300,000 to \$480,000, through September 1, 2023, bearing interest at 65% of monthly LIBOR plus 1.95%, payable semiannually.

The Series 2010 Bonds are issued pursuant to and are secured by the Bond Resolution. The Bonds are limited obligations payable solely from the net revenues derived from operations of the Hospital and Health Care Center.

Series 2012 Revenue Refunding Bonds, remaining annual maturities of \$435,000 to \$595,000, through July 1, 2023, bearing interest at 2.7% payable semiannually. The Bonds were issued to advance refund the Series 1998 Bonds.

The Series 2012 Revenue Refunding Bonds are issued pursuant to and are secured by the Bond Resolution. The Bonds are limited obligations payable solely from the net revenues derived from operations of the Hospital and Health Care Center.

The Series 2017 Revenue Refunding and Improvement Bonds, remaining annual maturities of \$495,000 to \$1,305,000, with the final principal amount of \$13,440,000 due on July 1, 2029, interest at 2.67%, and payable semiannually. The bonds were issued to finance the senior car center project and to refund the series 2010 Revenue Bonds.

The Series 2017 Revenue Refunding Bonds are issued pursuant to and are secured by the Bond Resolution. The Bonds are limited obligations payable solely from the net revenues derived from operations of the Hospital and Health Care Center.

The indenture agreements for the Series 2010 and 2012 and 2017 Revenue Bonds require that certain funds be established with the trustee. Accordingly, these funds are included as assets held by trustee for debt service in the combined statements of net position. The indenture agreement also requires the Organizations to comply with certain restrictive covenants including minimum insurance coverage, maintaining a debt-service coverage ratio of at least 1.25, have 90 days of cash on hand, and restrictions on incurrence of additional debt. Management believes the Organizations were in compliance with the restrictive covenants at December 31, 2017.

The County was required to guarantee the debt service payments in connection with the issuance of the Series 2012 Revenue Refunding Bonds as additional security for the Bond. The County was required to establish a reserve account ("County Reserve Fund") in the amount of \$750,000 with CoBiz Bank. Should the County Reserve Fund be utilized to pay the debt service the County will be required to replenish the fund. The Hospital pledges to reimburse the County, on a subordinate basis to the 2010 and 2012 and 2017 Bonds.

Gunnison County, Colorado
Notes to the Financial Statements
December 31, 2017
(continued)

IV. Detailed Notes on All Funds (continued)

L. Long-term Liabilities – Component Unit (continued)

- 2. Interest Rate Swap Agreement** – In connection with the Series 2010 Revenue Bonds, the Hospital entered into a interest rate swap agreement with the intention of effectively changing the Hospital’s variable interest rate to a synthetic fixed rate of 4.025%. The agreement was entered into on August 27, 2010, and is scheduled to end on September 1, 2023. As of December 31, 2017, the agreement had a fair value of \$(240,987). The value is calculated using the par-value method.
- 3. Capital Lease Obligations** – The Hospital is obligated under a lease for equipment that is accounted for as a capital lease. The assets under capital leases at December 31, 2015 totaled \$2,345,081, net of accumulated depreciation of \$2,136,705. The capital lease entered into requires a monthly payment of \$37,064, at an interest rate of 2.59%. The lease term is through May 2016.
- 4. Activity and Debt Service Schedules** – The Gunnison Valley Hospital and Health Care Center have the following long-term liability activity for the year ended December 31, 2017:

	<u>Beginning Balance</u>	<u>Additions</u>	<u>Reductions</u>	<u>Ending Balance</u>	<u>Due Within One Year</u>
Revenue Bonds, Series 2010	5,675,054	-	(5,675,054)	-	-
Revenue Refunding Bonds, Series 2012	3,850,000	-	(505,000)	3,345,000	515,000
Revenue Refunding and Improvement Bonds, Series 2017	-	22,250,000	-	22,250,000	-
Total Long-term Liabilities	<u>9,525,054</u>	<u>22,250,000</u>	<u>(6,180,054)</u>	<u>25,595,000</u>	<u>515,000</u>

Debt service requirements at December 31, 2017 were as follows:

<u>Dates</u>	Revenue Bonds	
	<u>Principal</u>	<u>Interest</u>
2018	515,000	585,106
2019	1,030,000	663,931
2020	1,060,000	637,692
2021	1,085,000	607,470
2022	1,115,000	578,132
2023 - 2029	<u>20,790,000</u>	<u>3,126,954</u>
	<u>25,595,000</u>	<u>6,199,285</u>

Gunnison County, Colorado
Notes to the Financial Statements
December 31, 2017
(continued)

IV. Detailed Notes on All Funds (continued)

M. Fund Balance Disclosures

The County classifies governmental fund balances as follows:

Non-spendable - includes fund balance amounts that cannot be spent either because it is not in spendable form or because of legal or contractual requirements.

Spendable Fund Balance:

Restricted – includes fund balance amounts that are constrained for specific purposes which are externally imposed by providers, such as creditors or amounts constrained due to constitutional provisions or enabling legislation.

Committed – includes fund balance amounts that are constrained for specific purposes that are internally imposed by the government through adoption of a formal Resolution by the highest level of decision making authority which is the Board of County Commissioners. Once adopted, the limitation imposed the Resolution remains in place until a similar action is taken (i.e. the adoption of another resolution to remove or revise the limitation). The County's original budget legislation begins with combining historical data, assessment of needs for the upcoming year and the Board's platform to review, and/or make changes to each department's budget. Before year end, a budgetary committee will meet again with each department for final review and approval of preliminary budget. The Budget is then formally presented to the Board via an advertised public process for their review, revisions and final approval by year end. All subsequent budget requests made during the year, after Board approval, must be presented via a public process and again approval by the Board.

Assigned – includes spendable fund balance amounts that are intended to be used for specific purposes that are neither considered restricted or committed. Fund Balance may be assigned by the Board or its management designee.

Unassigned - includes residual positive fund balance within the General Fund which has not been classified within the other above mentioned categories. Unassigned fund balance may also include negative balances for any governmental fund if expenditures exceed amounts restricted, committed, or assigned for those specific purposes.

The County uses restricted amounts to be spent first when both restricted and restricted fund balance is available unless there are legal documents/contracts that prohibit doing this, such as in grant agreements requiring dollar for dollar spending. Additionally, the County would first use committed, then assigned, and lastly unassigned amounts of unrestricted fund balance when expenditures are made.

The County does not have a formal minimum fund balance policy. However, the County's budget includes a calculation of a targeted reserve positions and the Administration calculates targets and report them annually to the Board.

Gunnison County, Colorado
Notes to the Financial Statements
December 31, 2017
(continued)

IV. Detailed Notes on All Funds (continued)

M. Fund Balance Disclosures (continued)

As of December 31, 2017, fund balances are composed of the following:

	<u>General Fund</u>	<u>Other Governmental Funds</u>	<u>Total Governmental Funds</u>	<u>Description</u>
Non-spendable:				
Prepaid expenses	376,799	42,984	419,783	
Restricted:				
Emergency reserve	701,000	-	701,000	Legislative Restriction
Road and Bridge	-	2,209,043	2,209,043	Legislative Restriction
Sales Tax Capital Improvement	-	1,109,695	1,109,695	Ballot Restriction
Capital Expenditure	-	1,350,972	1,350,972	Debt Restriction
Conservation Trust	-	38,647	38,647	Legislative Restriction
Land Preservation	-	891,781	891,781	Ballot Restriction
Local Marketing District	-	1,235,520	1,235,520	Ballot Restriction
Committed:				
Water Resource Protection	88,660	-	88,660	BOCC Resolution
Workforce Impact Fees	834,182	-	834,182	BOCC Resolution
Courthouse Renovation	69	-	69	BOCC Resolution
Public Health	-	25,400	25,400	BOCC Resolution
Mosquito Control	-	11,007	11,007	BOCC Resolution
Sage Grouse	-	55,526	55,526	BOCC Resolution
Debt Service	-	158,939	158,939	BOCC Resolution
Assigned:				
Human Services	-	566,529	566,529	Legislative Restriction
Capital Expenditure	-	982,478	982,478	General Designation
Risk Management	-	465,298	465,298	General Designation
Housing Authority Administration	-	192,527	192,527	General Designation
Unassigned				
Unassigned	4,134,909	-	4,134,909	
Total Fund Balances	<u>6,135,619</u>	<u>9,337,606</u>	<u>15,473,225</u>	

Gunnison County, Colorado
Notes to the Financial Statements
December 31, 2017
(continued)

V. Other Information

A. Pension Plans

The County is a member of the Colorado County Officials and Employees Retirement Association ("CCOERA") which offers a defined contribution pension plan 401(a), and a Section 457 deferred compensation plan. CCOERA was organized in 1966 pursuant to state statutes, and includes counties, municipalities and special districts. The 401(a) plan requires mandatory pre-tax contributions, which are established by the employer, up to a maximum of 6%. The retirement plans are administered by CCOERA and the day to day administration is managed by ICMA Retirement Corporations. Plan provisions are established and may be amended by the Board of County Commissioners.

1. Defined Contribution Pension Plan

Under a defined contribution pension plan, the benefits a participant will receive depend upon separation from employment; include the total of all employee contributions, the returns earned on investments of those contributions, and the vested percentage of the employer match.

Participation is mandatory for all regular employees who work 1040 or more hours per year and contributions begin the first day of the month after the date of employment. Eligible employees contribute three percent (3%) of their base pay which is matched by the County. The plan has a five (5) year vesting period and is distributed upon the employee's separation from employment. Participants may also voluntarily contribute up to ten percent (10%) of an employee's base pay as an after-tax contribution in the plan.

During the year, the County's required and actual contributions amounted to \$308,292 which was three percent (3%) of its current year covered payroll of \$10,276,376. The County's total payroll for 2017 was \$9,424,081. The County's employees contributed \$432,434. The County had no outstanding liabilities at December 31, 2017.

No pension provision changes occurred during the year that affected the required contributions made by the County or its employees.

2. Deferred Compensation Plan

The County offers its employees a deferred compensation plan created in accordance with Internal Revenue Code Section 457. The plan provides for salary deferral, in which the County will match up to the first two percent (2%) of base pay for all employees who work 1040 or more hours per year. All employees can voluntarily contribute tax sheltered or after-tax base pay to the 457 plan up to the current year maximum amount which is determined annually by the IRS.

All amounts of compensation deferred under the plan, all property and rights purchased with those amounts, and all income attributable to those amounts, property, or rights are to be held in trust for the exclusive benefit of the plan participants and their beneficiaries. Amounts contributed to the Deferred Compensation Plan are not available to employees until separation from employment or unforeseeable emergency. CCOERA also now offers loans on account balances above \$5,000.

Gunnison County, Colorado
Notes to the Financial Statements
December 31, 2017
(continued)

V. Other Information (continued)

A. Pension Plans (continued)

2. Deferred Compensation Plan (continued)

For 2017, the County contributed \$165,481 to the Deferred Compensation Plan on behalf of participating employees, which represents the required 2% contribution based on 2017 covered payroll of \$7,970,035. The County had no outstanding liabilities at December 31, 2017.

The County has no liability for losses under the plan but does have the duty of due care that would be required of an ordinary prudent investor. The County does not administer the plan and is not the Trustee of the plan.

B. Other Employee Benefits

1. Cafeteria Plan

The County offers a cafeteria compensation plan organized under IRS Section 125 that includes the following benefits: medical disability, accident and/or term life insurance, health expense reimbursement and child care benefits. No cost to the County is recognized as the plan is a salary reduction plan.

C. Retirement Plan - Component Unit - Gunnison Valley Hospital and Health Care Center

The Organizations participate in the Colorado County Officials and Employees Retirement Association's defined contribution plan (the "Plan"). The Hospital contributes 5% and the Center contributes 3% on behalf of the employees who participate in the Plan. Employees become eligible for the Plan after working the lesser of one year or 1,040 hours and are vested in the contributions to the Plan over a five-year period. Employer plan contributions for the years ended December 31, 2017 were \$642,305 for the Hospital and \$119,296 for the Center.

THE REMAINDER OF THIS PAGE INTENTIONALLY LEFT BANK

Gunnison County, Colorado
Notes to the Financial Statements
December 31, 2017
(continued)

V. Other Information (continued)

D. Risk Management

The County is exposed to various risks of loss related to torts; theft of, damage to and destruction of assets; errors and omissions; and natural disasters for which the County carries commercial insurance.

The County mitigates risk through the following self-insurance pools and funds:

1. Colorado Counties Casualty and Property Pool

The County is exposed to various risks of loss related to property and casualty losses. The County joined together with other counties in the State of Colorado to form the Colorado Counties Casualty and Property Pool ("CAPP"), a public entity risk pool currently operating as a common risk management and insurance program for member counties. The County pays an annual contribution to CAPP for its property and casualty insurance coverage. The intergovernmental agreement of formation of CAPP provides that the pool will be financially self-sustaining through member contributions and additional assessments, if necessary, and the pool will purchase excess insurance through commercial companies for members' claims in excess of a specified self-insured retention, which is determined each policy year.

The County participates in CAPP's Partially Self-Funded Program whereby the County self funds a portion of its anticipated property and casualty claims.

2. Unemployment Insurance

The County has established Internal Service Funds to account for its risk associated with unemployment claims.

Liabilities are reported when it is probable that a loss has occurred and the amount of the loss can be reasonably estimated. Liabilities include amounts for claims that have been incurred but not reported (IBNRs). Claim liabilities are calculated considering the effects of inflation, recent claim settlement trends including frequency and amount of pay-outs and other economic and social factors. The County had no liability for anticipated unemployment claims at December 31, 2017.

3. Self-Insurance Unemployment Pool

The County is designated as a Reimbursable Employer for unemployment claims. A reserve has been established to reimburse the State for unemployment claims as they arise, instead of paying unemployment tax on a quarterly basis.

4. Self-Insurance Health Insurance Pool

The County has established an internal service fund to account for partially self-funded employee health insurance costs. The County accumulates resources to pay health insurance costs, but carries a stop loss policy for individuals of \$50,000 and an aggregate stop loss minimum exposure of \$1,659,850 with Berkley Life and Health Insurance Company.

Gunnison County, Colorado
Notes to the Financial Statements
December 31, 2017
(continued)

V. Other Information (continued)

E. Commitments and Contingencies

1. Lawsuits

The County is currently the defendant in several lawsuits. Based upon the opinion of its legal counsel, any material claims would be covered by insurance.

2. Grants

Amounts received or receivable from grantor agencies are subject to audit and adjustment by grantor agencies, principally the federal government. Any disallowed claims, including amounts already collected, may constitute a liability of the applicable funds. The amount, if any, of expenditures which may be disallowed by the grantor cannot be determined at this time although the County expects such amounts, if any, to be immaterial.

3. Gunnison Valley Animal Shelter Guarantee

The County was required to guarantee the debt service payments in connection with the issuance of the Gunnison Valley Animal Shelter's Loan Agreement in the amount of \$220,000. The loan is for the Gunnison Valley Animal Welfare League for its animal shelter project in the Gold Basin Industrial Park on Basin Park Drive.

F. Comparative Information

Certain amounts in 2016 have been reclassified to conform to the 2017 presentation.

REQUIRED SUPPLEMENTARY INFORMATION



Gunnison County, Colorado
General Fund
Schedule of Revenues, Expenditures and Changes in Fund Balances
Budget (GAAP Basis) and Actual
For the Year Ended December 31, 2017
(With Comparative Actual Amounts for the Year Ended December 31, 2016)

	<u>2017</u>			<u>Final Budget</u>	<u>2016</u>
	<u>Original</u>	<u>Final</u>	<u>Actual</u>	<u>Variance</u>	<u>Actual</u>
	<u>Budget</u>	<u>Budget</u>	<u>Actual</u>	<u>Positive</u>	<u>Actual</u>
				<u>(Negative)</u>	
Revenues:					
Taxes	9,025,713	9,025,713	9,176,556	150,843	8,601,662
Licenses and permits	379,918	379,918	559,904	179,986	553,368
Intergovernmental	1,161,724	1,239,266	1,296,596	57,330	1,439,236
Charges for services	1,292,350	1,292,560	1,635,223	342,663	1,513,419
Investment income	103,350	103,350	81,445	(21,905)	79,520
Contributions	275,021	326,521	151,624	(174,897)	171,157
Miscellaneous	144,031	144,031	190,660	46,629	183,443
Total Revenues	<u>12,382,107</u>	<u>12,511,359</u>	<u>13,092,008</u>	<u>580,649</u>	<u>12,541,805</u>
Expenditures:					
General government	8,312,638	8,570,781	7,779,457	791,324	7,242,165
Judicial	333,952	333,952	334,890	(938)	313,307
Public Safety	3,479,043	3,517,488	3,346,703	170,785	3,085,632
Health and welfare	782,393	760,506	718,800	41,706	833,976
Auxiliary services	286,913	289,802	276,601	13,201	253,847
Culture and recreation	330,420	332,075	308,607	23,468	296,378
Public works	196,372	217,652	211,464	6,188	194,392
Debt service	14,324	14,324	14,324	-	14,325
Total Expenditures	<u>13,736,055</u>	<u>14,036,580</u>	<u>12,990,846</u>	<u>1,045,734</u>	<u>12,234,022</u>
Excess (Deficiency) of Revenues Over Expenditures	<u>(1,353,948)</u>	<u>(1,525,221)</u>	<u>101,162</u>	<u>1,626,383</u>	<u>307,783</u>
Other Financing Sources (Uses):					
Transfers in	1,235,858	1,237,859	1,213,125	(24,734)	801,731
Transfers (out)	(597,374)	(597,374)	(648,571)	(51,197)	(826,807)
Total Other Financing Sources (Uses)	<u>638,484</u>	<u>640,485</u>	<u>564,554</u>	<u>(75,931)</u>	<u>(25,076)</u>
Net Change in Fund Balances	<u>(715,464)</u>	<u>(884,736)</u>	<u>665,716</u>	<u>1,550,452</u>	<u>282,707</u>
Fund Balances - Beginning of Year			<u>5,469,903</u>		<u>5,187,196</u>
Fund Balances - End of Year			<u>6,135,619</u>		<u>5,469,903</u>

The accompanying notes are an integral part of these financial statements.

Gunnison County, Colorado
General Fund
Schedule of Revenues - Budget (GAAP Basis) and Actual
For the Year Ended December 31, 2017
(With Comparative Actual Amounts for the Year Ended December 31, 2016)

	2017			2016	
	Original Budget	Final Budget	Actual	Final Budget Variance Positive (Negative)	Actual
Taxes:					
General property taxes	8,701,513	8,701,513	8,776,065	74,552	8,236,093
Specific ownership tax	300,000	300,000	435,449	135,449	346,275
Delinquent tax and interest	24,200	24,200	(34,958)	(59,158)	19,294
Total Taxes	<u>9,025,713</u>	<u>9,025,713</u>	<u>9,176,556</u>	<u>150,843</u>	<u>8,601,662</u>
Licenses and Permits:					
Liquor licenses	4,623	4,623	4,725	102	4,167
Building permits	260,000	260,000	329,338	69,338	291,036
Other licenses and permits	115,295	115,295	225,841	110,546	258,166
Total Licenses and Permits	<u>379,918</u>	<u>379,918</u>	<u>559,904</u>	<u>179,986</u>	<u>553,369</u>
Intergovernmental:					
Federal Grants	528,500	486,038	484,636	(1,402)	608,468
State Grants	596,469	634,467	713,096	78,629	797,147
Local Grants	36,755	118,761	98,864	(19,897)	33,621
Total Intergovernmental	<u>1,161,724</u>	<u>1,239,266</u>	<u>1,296,596</u>	<u>57,330</u>	<u>1,439,236</u>
Charges for Services:					
Clerk and recorder	383,125	383,125	433,321	50,196	405,767
Sheriff's fees	57,000	57,000	74,270	17,270	84,776
Treasurer's fees	650,000	650,000	834,640	184,640	757,436
Other Fees	115,950	115,950	164,026	48,076	134,375
Assessor's Fees	10,000	10,000	7,332	(2,668)	9,117
Public Health Fees	11,375	11,585	9,137	(2,448)	11,891
Useful Public Service	32,000	32,000	41,496	9,496	37,088
Court Fines & Fees	32,900	32,900	71,001	38,101	72,968
Total Charges for Services	<u>1,292,350</u>	<u>1,292,560</u>	<u>1,635,223</u>	<u>342,663</u>	<u>1,513,418</u>
Other Revenue:					
Investment income	103,350	103,350	81,445	(21,905)	79,520
Contributions	275,021	326,521	151,624	(174,897)	171,157
Miscellaneous	144,031	144,031	190,660	46,629	183,443
Total Other Revenue	<u>522,402</u>	<u>573,902</u>	<u>423,729</u>	<u>(150,173)</u>	<u>434,120</u>
Total Revenues	<u><u>12,382,107</u></u>	<u><u>12,511,359</u></u>	<u><u>13,092,008</u></u>	<u><u>580,649</u></u>	<u><u>12,541,805</u></u>

The accompanying notes are an integral part of these financial statements.

Gunnison County, Colorado
General Fund
Schedule of Expenditures - Budget (GAAP Basis) and Actual
For the Year Ended December 31, 2017
(With Comparative Actual Amounts for the Year Ended December 31, 2016)

	2017			Final Budget	2016
	Original Budget	Final Budget	Actual	Variance Positive (Negative)	Actual
General Government:					
Commissioners	918,355	918,355	703,691	214,664	733,679
Board Support	102,551	102,551	103,368	(817)	93,941
Executive Management	365,895	369,607	359,098	10,509	307,255
Public Information	95,566	95,566	92,976	2,590	84,784
Clerk	46,966	46,966	46,870	96	43,160
Motor Vehicle	277,041	277,041	258,022	19,019	223,197
Recording	234,357	234,357	230,527	3,830	188,709
Elections	201,733	201,733	173,515	28,218	246,524
Revenue (Treasurer)	260,535	260,535	228,220	32,315	259,830
Investments (Treasurer)	15,050	15,050	12,079	2,971	13,255
Human Resources	158,032	158,032	159,602	(1,570)	130,136
Wildlife Conservation	106,467	106,467	66,196	40,271	134,401
Liquor License	648,341	648,341	570,747	77,594	597,146
County Attorney	8,351	8,351	7,706	645	7,418
Facilities & Grounds	755,751	760,343	745,885	14,458	718,353
Project Services	78,129	78,129	70,673	7,456	69,776
Assessment Administration	401,465	401,465	344,537	56,928	344,181
Appraisal	493,531	493,531	484,835	8,696	499,668
Development Review	576,740	576,740	526,484	50,256	555,919
Oil and Gas Permitting	31,397	31,397	21,591	9,806	24,805
Long Range Planning and Projects	137,738	196,938	128,688	68,250	114,299
Data Collection	-	-	40	(40)	-
Codes & Regulations	52,650	52,650	44,532	8,118	31,310
Accounting & Auditing	431,820	431,820	393,758	38,062	394,063
Planning & Analysis	109,296	109,296	94,892	14,404	80,162
Compensated Absences	14,119	104,758	105,703	(945)	-
Weather Modification	10,000	10,000	10,000	-	10,000
Other General Fund Expenditures	1,770,862	1,870,862	1,788,201	82,661	1,319,553
Energy Efficiency Initiatives	9,900	9,900	7,021	2,879	16,641
Total General Government	8,312,638	8,570,781	7,779,457	791,324	7,242,165
Judicial:					
Other	-	-	938	(938)	-
District Attorney	333,952	333,952	333,952	-	313,307
Total Judicial	333,952	333,952	334,890	(938)	313,307
Public Safety:					
Detention Services	914,913	914,913	967,811	(52,898)	839,346
Enforcement	652,829	652,829	538,435	114,394	525,739
Operational Support	1,004,937	1,004,937	948,748	56,189	894,736
Courtroom Security	40,623	79,068	62,430	16,638	38,574
Investigations	161,371	161,371	157,239	4,132	148,493
Major Incident Response	34,144	34,144	27,148	6,996	32,543
Operational Support-Detention	327,486	327,486	331,349	(3,863)	303,434
Education and Support	3,174	3,174	2,679	495	3,174
Emergency Management	69,171	69,171	60,735	8,436	61,749
Coroner	141,901	141,901	137,242	4,659	114,538
Youth Intervention Services	128,494	128,494	112,887	15,607	123,306
Total Public Safety	3,479,043	3,517,488	3,346,703	170,785	3,085,632
Health and Welfare:					
Substance Abuse Prevention	218,008	233,647	224,957	8,690	221,392
Program Support	34,151	34,151	33,827	324	37,730
Senior Resources	179,495	179,495	185,088	(5,593)	189,494
Child & Family Health	198,026	160,500	146,192	14,308	216,746
Family Planning	152,713	152,713	128,736	23,977	168,614
Total Health and Welfare	782,393	760,506	718,800	41,706	833,976
Auxiliary Services:					
Alternative Services	63,433	63,433	61,809	1,624	60,113
Adult Programming	67,901	67,901	65,917	1,984	61,510
Youth Development	150,152	150,152	140,940	9,212	127,880
Veterans	5,427	8,316	7,935	381	4,344
Total Auxiliary Services	286,913	289,802	276,601	13,201	253,847
Culture and Recreation:					
Fairgrounds Management	287,501	289,156	297,835	(8,679)	255,956
Trails - Parks	37,762	37,762	9,967	27,795	23,331
Landfill	2,265	2,265	265	2,000	265
Historic Preservation	2,892	2,892	540	2,352	16,826
Total Culture and Recreation	330,420	332,075	308,607	23,468	296,378
Public Works:					
Weed Management	196,087	217,367	211,361	6,006	194,080
Other Public Works	285	285	103	182	312
Total Public Works	196,372	217,652	211,464	6,188	194,392
Debt Service:					
Interest	14,324	14,324	14,324	-	14,325
Total Debt Service	14,324	14,324	14,324	-	14,325
Total Expenditures	13,736,055	14,036,580	12,990,846	1,045,734	12,234,022

The accompanying notes are an integral part of these financial statements.

Gunnison County, Colorado
Special Revenue Funds
Road and Bridge Fund
Schedule of Revenues, Expenditures and Changes in Fund Balances
Budget (GAAP Basis) and Actual
For the Year Ended December 31, 2017
(With Comparative Actual Amounts for the Year Ended December 31, 2016)

	<u>2017</u>			<u>Final Budget</u>	<u>2016</u>
	<u>Original</u>	<u>Final</u>	<u>Actual</u>	<u>Variance</u>	<u>Actual</u>
	<u>Budget</u>	<u>Budget</u>		<u>Positive</u>	
				<u>(Negative)</u>	
Revenues:					
Taxes:					
Specific ownership tax	180,000	180,000	234,473	54,473	190,876
Total Taxes	<u>180,000</u>	<u>180,000</u>	<u>234,473</u>	<u>54,473</u>	<u>190,876</u>
Intergovernmental:					
Payment in lieu of taxes	600,000	600,000	790,000	190,000	753,183
Local grants	1,000	1,000	757	(243)	4,894
Federal grants	85,025	85,025	252,607	167,582	521,041
State grants	50,000	50,000	52,887	2,887	50,766
Highway users trust fund	2,750,000	2,750,000	2,875,529	125,529	2,797,449
Forest service	-	-	-	-	160,291
Mineral leasing	350,000	350,000	532,945	182,945	400,038
Total Intergovernmental	<u>3,836,025</u>	<u>3,836,025</u>	<u>4,504,725</u>	<u>668,700</u>	<u>4,687,662</u>
Charges for Services:					
Municipalities	57,461	57,461	49,214	(8,247)	55,868
Permits	12,300	12,300	23,567	11,267	18,488
Other	120	120	52	(68)	7,130
Total Charges for Services	<u>69,881</u>	<u>69,881</u>	<u>72,833</u>	<u>2,952</u>	<u>81,486</u>
Other:					
Fines and forfeitures	-	-	5	5	(3,385)
Investment income	30,000	30,000	15,779	(14,221)	22,323
Miscellaneous	54,300	54,300	57,065	2,765	60,803
Total Other Revenue	<u>84,300</u>	<u>84,300</u>	<u>72,849</u>	<u>(11,451)</u>	<u>79,741</u>
Total Revenues	<u>4,170,206</u>	<u>4,170,206</u>	<u>4,884,880</u>	<u>714,674</u>	<u>5,039,765</u>
Expenditures:					
Road construction	789,851	789,851	14,329	775,522	287,459
Bridges	260,192	260,192	177,025	83,167	342,620
Winter maintenance	998,363	998,363	978,407	19,956	852,853
Operational support	559,227	559,227	432,821	126,406	436,933
Trails and park	133,475	133,475	195,490	(62,015)	522,777
Municipalities	94,790	94,790	85,612	9,178	81,611
Road maintenance	2,498,054	2,498,054	3,062,059	(564,005)	3,098,049
Total Expenditures	<u>5,333,952</u>	<u>5,333,952</u>	<u>4,945,743</u>	<u>388,209</u>	<u>5,622,302</u>
Excess (Deficiency) of Revenues					
Over Expenditures	<u>(1,163,746)</u>	<u>(1,163,746)</u>	<u>(60,863)</u>	<u>1,102,883</u>	<u>(582,537)</u>
Other Financing Sources (Uses):					
Transfers in	641,898	641,898	512,772	(129,126)	274,131
Transfers (out)	(385,014)	(319,352)	(319,352)	-	(263,343)
Total Other Financing					
Sources (Uses)	<u>256,884</u>	<u>322,546</u>	<u>193,420</u>	<u>(129,126)</u>	<u>10,788</u>
Net Change in Fund Balances	<u>(906,862)</u>	<u>(841,200)</u>	<u>132,557</u>	<u>973,757</u>	<u>(571,749)</u>
Fund Balances - Beginning of Year			<u>2,076,486</u>		<u>2,648,235</u>
Fund Balances - End of Year			<u>2,209,043</u>		<u>2,076,486</u>

The accompanying notes are an integral part of these financial statements.

Gunnison County, Colorado
Special Revenue Funds
Human Services Fund
Schedule of Revenues, Expenditures and Changes in Fund Balances
Budget (GAAP Basis) and Actual
For the Year Ended December 31, 2017
(With Comparative Actual Amounts for the Year Ended December 31, 2016)

	<u>2017</u>			Final Budget Variance Positive (Negative)	<u>2016</u>
	Original Budget	Final Budget	Actual		Actual
Revenues:					
Taxes:					
Property tax revenue	303,475	303,475	302,907	(568)	300,439
Delinquent tax and interest	400	400	(1,332)	(1,732)	717
Intergovernmental:					
EBT reimbursements	4,071,701	4,094,701	3,551,663	(543,038)	3,628,646
Other	35,000	35,000	53,433	18,433	45,305
Other:					
Investment income	7,000	7,000	5,882	(1,118)	5,538
Contributions	2,500	2,500	3,249	749	6,097
Miscellaneous	25,700	25,700	25,895	195	4,527
Total Revenues	<u>4,445,776</u>	<u>4,468,776</u>	<u>3,941,697</u>	<u>(527,079)</u>	<u>3,991,269</u>
Expenditures:					
Youth and family prevention services	141,534	164,125	140,647	23,478	133,210
Self-sufficiency development	273,641	273,641	436,275	(162,634)	208,974
Program support	789,774	789,774	432,379	357,395	666,899
Children and family services	925,530	925,530	1,017,520	(91,990)	904,035
Child support enforcement	93,345	93,345	88,592	4,753	83,470
Public assistance	2,104,367	2,104,367	1,683,375	420,992	1,849,037
Community health services	3,614	3,614	1,671	1,943	8,526
Total Expenditures	<u>4,331,805</u>	<u>4,354,396</u>	<u>3,800,459</u>	<u>553,937</u>	<u>3,854,151</u>
Excess (Deficiency) of Revenues Over Expenditures	113,971	114,380	141,238	26,858	137,118
Other Financing Sources (Uses):					
Transfers (out)	<u>(120,000)</u>	<u>(324,154)</u>	<u>(197,680)</u>	<u>126,474</u>	<u>(94,524)</u>
Total Other Financing Sources (Uses)	<u>(120,000)</u>	<u>(324,154)</u>	<u>(197,680)</u>	<u>126,474</u>	<u>(94,524)</u>
Net Change in Fund Balances	<u>(6,029)</u>	<u>(209,774)</u>	<u>(56,442)</u>	<u>153,332</u>	42,594
Fund Balances - Beginning of Year			<u>622,971</u>		<u>580,377</u>
Fund Balances - End of Year			<u>566,529</u>		<u>622,971</u>

The accompanying notes are an integral part of these financial statements.

Gunnison County, Colorado
Special Revenue Funds
Sales Tax Capital Improvement Fund
Schedule of Revenues, Expenditures and Changes in Fund Balances
Budget (GAAP Basis) and Actual
For the Year Ended December 31, 2017
(With Comparative Actual Amounts for the Year Ended December 31, 2016)

	2017			2016	
	Original Budget	Final Budget	Actual	Final Budget Variance Positive (Negative)	Actual
Revenues:					
Taxes:					
Sales tax	1,850,900	1,850,900	1,969,503	118,603	1,885,804
Fines and forfeitures	3,000	3,000	9,948	6,948	7,681
Investment Income	10,000	10,000	7,940	(2,060)	8,157
Total Revenues	<u>1,863,900</u>	<u>1,863,900</u>	<u>1,987,391</u>	<u>123,491</u>	<u>1,901,642</u>
Expenditures:					
General Government:					
Sales tax	59,575	158,875	150,782	8,093	38,895
Energy efficiency initiatives	3,200	3,200	3,126	74	2,768
Debt Service:					
Principal	148,828	148,828	122,962	25,866	118,419
Interest	(35,442)	(35,442)	17,754	(53,196)	(5,033)
Total Expenditures	<u>176,161</u>	<u>275,461</u>	<u>294,624</u>	<u>(19,163)</u>	<u>155,049</u>
Excess (Deficiency) of Revenues Over Expenditures	<u>1,687,739</u>	<u>1,588,439</u>	<u>1,692,767</u>	<u>104,328</u>	<u>1,746,593</u>
Other Financing Sources (Uses):					
Transfers (out)	(2,478,973)	(2,645,142)	(2,542,915)	102,227	(1,525,889)
Total Other Financing Sources (Uses)	<u>(2,478,973)</u>	<u>(2,645,142)</u>	<u>(2,542,915)</u>	<u>102,227</u>	<u>(1,525,889)</u>
Net Change in Fund Balances	<u>(791,234)</u>	<u>(1,056,703)</u>	<u>(850,148)</u>	<u>206,555</u>	<u>220,704</u>
Fund Balances - Beginning of Year			<u>1,959,843</u>		<u>1,739,139</u>
Fund Balances - End of Year			<u>1,109,695</u>		<u>1,959,843</u>

The accompanying notes are an integral part of these financial statements.

SUPPLEMENTARY INFORMATION



Gunnison County, Colorado
Capital Project Funds
Airport Construction Fund
Schedule of Revenues, Expenditures and Changes in Fund Balances
Budget (GAAP Basis) and Actual
For the Year Ended December 31, 2017
(With Comparative Actual Amounts for the Year Ended December 31, 2016)

	<u>2017</u>			Final Budget Variance Positive (Negative)	<u>2016</u>
	Original Budget	Final Budget	Actual		Actual
Revenues:					
Intergovernmental:					
Federal grants	6,292,569	7,292,569	5,042,628	(2,249,941)	1,323,144
State grants	189,820	245,376	173,274	(72,102)	49,316
Charges for Services:					
Passenger facility charges	148,500	148,500	128,616	(19,884)	125,200
Investment Income	1,500	1,500	2,280	780	2,705
Total Revenues	<u>6,632,389</u>	<u>7,687,945</u>	<u>5,346,798</u>	<u>(2,341,147)</u>	<u>1,500,365</u>
Expenditures:					
Public Works	6,991,763	8,102,874	5,734,226	2,368,648	1,536,271
Debt Service:					
Principal	20,646	20,645	20,645	-	19,737
Interest	2,983	2,984	2,984	-	3,892
Total Expenditures	<u>7,015,392</u>	<u>8,126,503</u>	<u>5,757,855</u>	<u>2,368,648</u>	<u>1,559,900</u>
Excess (Deficiency) of Revenues Over Expenditures	<u>(383,003)</u>	<u>(438,558)</u>	<u>(411,057)</u>	<u>27,501</u>	<u>(59,535)</u>
Other Financing Sources (Uses):					
Transfers in	254,000	309,555	343,338	33,783	-
Total Other Financing Sources (Uses)	<u>254,000</u>	<u>309,555</u>	<u>362,442</u>	<u>52,887</u>	<u>-</u>
Net Change in Fund Balances	<u>(129,003)</u>	<u>(129,003)</u>	<u>(48,615)</u>	<u>80,388</u>	<u>(59,535)</u>
Fund Balances - Beginning of Year			<u>49,875</u>		<u>109,410</u>
Fund Balances - End of Year			<u>1,260</u>		<u>49,875</u>

The accompanying notes are an integral part of these financial statements.

Gunnison County, Colorado
Capital Projects Funds
Capital Expenditures Fund
Schedule of Revenues, Expenditures and Changes in Fund Balances
Budget (GAAP Basis) and Actual
For the Year Ended December 31, 2017
(With Comparative Actual Amounts for the Year Ended December 31, 2016)

	<u>2017</u>			Final Budget Variance Positive (Negative)	<u>2016</u>
	Original Budget	Final Budget	Actual		Actual
Revenues:					
Intergovernmental:					
State grants	97,427	336,580	149,039	(187,541)	-
Investment Income	-	-	12,028	12,028	(478)
Contributions	5,393	5,393	5,393	-	-
Total Revenues	<u>102,820</u>	<u>341,973</u>	<u>166,460</u>	<u>(175,513)</u>	<u>(478)</u>
Expenditures:					
General Government:					
Ohio City town hall	101,352	101,352	95,039	6,313	-
Other capital expenditures	-	-	-	-	3
Health and Welfare:					
O'leary building	-	458,307	167,997	290,310	-
Public Works:					
Public works facility construction	29,718	29,718	4,981	24,737	-
Judicial:					
District attorney	1,750	9,750	-	9,750	139,235
Total Expenditures	<u>132,820</u>	<u>599,127</u>	<u>268,017</u>	<u>331,110</u>	<u>139,238</u>
Excess (Deficiency) of Revenues Over Expenditures	<u>(30,000)</u>	<u>(257,154)</u>	<u>(101,557)</u>	<u>155,597</u>	<u>(139,716)</u>
Other Financing Sources (Uses):					
Transfers in	30,000	257,154	113,585	(143,569)	138,575
Transfers (out)	-	-	-	-	(33,000)
Total Other Financing Sources (Uses)	<u>30,000</u>	<u>257,154</u>	<u>113,585</u>	<u>(143,569)</u>	<u>105,575</u>
Net Change in Fund Balances	<u>-</u>	<u>-</u>	<u>12,028</u>	<u>12,028</u>	<u>(34,141)</u>
Fund Balances - Beginning of Year			<u>2,321,422</u>		<u>2,355,563</u>
Fund Balances - End of Year			<u>2,333,450</u>		<u>2,321,422</u>

The accompanying notes are an integral part of these financial statements.

Gunnison County, Colorado
Non-major Governmental Funds
Combining Balance Sheet
For the Year Ended December 31, 2017

	Special Revenue							Debt Service	Total Non-major Governmental Funds	
	Conservation Trust Fund	Public Health Fund	Mosquito Control Fund	Land Preservation Fund	Sage Grouse Fund	Risk Management Fund	Gunnison County Housing Auth. Administration	Local Marketing District		Debt Service Fund
Assets:										
Cash and investments - Unrestricted	123,871	140,747	11,007	820,491	70,502	503,731	203,364	1,010,612	158,637	3,042,962
Cash and investments - Restricted	-	-	-	-	-	-	-	-	302	302
Accounts receivable	-	10,804	-	-	-	-	-	-	-	10,804
Prepaid expenses	-	-	-	-	-	42,984	-	-	-	42,984
Due from other governments	-	82,854	-	68,943	-	-	411	224,908	-	377,116
Due from other funds	-	-	-	2,347	-	-	4,998	-	-	7,345
Total Assets	<u>123,871</u>	<u>234,405</u>	<u>11,007</u>	<u>891,781</u>	<u>70,502</u>	<u>546,715</u>	<u>208,773</u>	<u>1,235,520</u>	<u>158,939</u>	<u>3,481,513</u>
Liabilities, Deferred Inflow of Resources, and Fund Balances:										
Liabilities:										
Accounts payable	-	1,889	-	-	-	38,433	4,358	-	-	44,680
Unearned grant revenue	-	159,475	-	-	-	-	11,888	-	-	171,363
Due to other funds	85,224	47,641	-	-	14,976	-	-	-	-	147,841
Total Liabilities	<u>85,224</u>	<u>209,005</u>	<u>-</u>	<u>-</u>	<u>14,976</u>	<u>38,433</u>	<u>16,246</u>	<u>-</u>	<u>-</u>	<u>363,884</u>
Fund Balances:										
Non-spendable	-	-	-	-	-	42,984	-	-	-	42,984
Spendable:										
Restricted	38,647	-	-	891,781	-	-	-	1,235,520	-	2,165,948
Committed	-	25,400	11,007	-	55,526	465,298	192,527	-	158,939	908,697
Total Fund Balances	<u>38,647</u>	<u>25,400</u>	<u>11,007</u>	<u>891,781</u>	<u>55,526</u>	<u>508,282</u>	<u>192,527</u>	<u>1,235,520</u>	<u>158,939</u>	<u>3,117,629</u>
Total Liabilities, Deferred Inflow of Resources, and Fund Balances	<u>123,871</u>	<u>234,405</u>	<u>11,007</u>	<u>891,781</u>	<u>70,502</u>	<u>546,715</u>	<u>208,773</u>	<u>1,235,520</u>	<u>158,939</u>	<u>3,481,513</u>

The accompanying notes are an integral part of these financial statements.

Gunnison County, Colorado
Non-major Governmental Funds
Combining Schedule of Revenues, Expenditures and Changes in Fund Balances
For the Year Ended December 31, 2017

	<u>Special Revenue</u>							<u>Debt Service</u>	<u>Total Non-major Governmental Funds</u>	
	<u>Conservation Trust Fund</u>	<u>Public Health Fund</u>	<u>Mosquito Control Fund</u>	<u>Land Preservation Fund</u>	<u>Sage Grouse Fund</u>	<u>Risk Management Fund</u>	<u>Gunnison County Housing Auth. Administration</u>	<u>Local Marketing District</u>		<u>Debt Service Fund</u>
Revenues:										
Taxes	-	16,316	61,731	427,740	-	-	-	1,894,302	-	2,400,089
Intergovernmental	57,354	569,174	15,529	-	-	-	-	-	291,057	933,114
Charges for services	-	86,217	-	-	-	-	44,216	-	-	130,433
Fines and forfeitures	-	-	-	-	-	-	-	13,483	-	13,483
Investment income	1,196	100	337	3,685	254	3,709	1,446	7,569	1,275	19,571
Contributions	-	11,973	-	-	-	62,246	-	-	-	74,219
Miscellaneous	-	75,143	163	-	70,625	18,113	23,104	-	-	187,148
Total Revenues	<u>58,550</u>	<u>758,923</u>	<u>77,760</u>	<u>431,425</u>	<u>70,879</u>	<u>84,068</u>	<u>68,766</u>	<u>1,915,354</u>	<u>292,332</u>	<u>3,758,057</u>
Expenditures:										
General government	-	-	-	-	1,831	146,842	-	1,751,973	-	1,900,646
Health and welfare	-	890,148	91,803	-	-	-	40,929	-	-	1,022,880
Culture and recreation	574	-	-	5,199	-	-	-	-	-	5,773
Debt service	-	-	-	-	-	-	2,527	-	1,998,288	2,000,815
Total Expenditures	<u>574</u>	<u>890,148</u>	<u>91,803</u>	<u>5,199</u>	<u>1,831</u>	<u>146,842</u>	<u>43,456</u>	<u>1,751,973</u>	<u>1,998,288</u>	<u>4,930,114</u>
Excess (Deficiency) of Revenues Over Expenditures	<u>57,976</u>	<u>(131,225)</u>	<u>(14,043)</u>	<u>426,226</u>	<u>69,048</u>	<u>(62,774)</u>	<u>25,310</u>	<u>163,381</u>	<u>(1,705,956)</u>	<u>(1,172,057)</u>
Other Financing Sources (Uses):										
Transfers in	-	283,245	15,529	-	-	-	-	-	1,735,069	2,033,843
Transfers (out)	(98,725)	(119,136)	(1,188)	-	(57,709)	-	(33,516)	(15,611)	-	(325,885)
Total Other Financing Sources (Uses)	<u>(98,725)</u>	<u>164,109</u>	<u>14,341</u>	<u>-</u>	<u>(57,709)</u>	<u>-</u>	<u>(33,516)</u>	<u>(15,611)</u>	<u>1,735,069</u>	<u>1,707,958</u>
Net Change in Fund Balances	<u>(40,749)</u>	<u>32,884</u>	<u>298</u>	<u>426,226</u>	<u>11,339</u>	<u>(62,774)</u>	<u>(8,206)</u>	<u>147,770</u>	<u>29,113</u>	<u>535,901</u>
Fund Balances - Beginning of Year	<u>79,396</u>	<u>(7,484)</u>	<u>10,709</u>	<u>465,555</u>	<u>44,187</u>	<u>571,056</u>	<u>200,733</u>	<u>1,087,750</u>	<u>129,826</u>	<u>2,581,728</u>
Fund Balances - End of Year	<u><u>38,647</u></u>	<u><u>25,400</u></u>	<u><u>11,007</u></u>	<u><u>891,781</u></u>	<u><u>55,526</u></u>	<u><u>508,282</u></u>	<u><u>192,527</u></u>	<u><u>1,235,520</u></u>	<u><u>158,939</u></u>	<u><u>3,117,629</u></u>

The accompanying notes are an integral part of these financial statements.

Gunnison County, Colorado
Special Revenue Funds
Conservation Trust Fund
Schedule of Revenues, Expenditures and Changes in Fund Balances
Budget (GAAP Basis) and Actual
For the Year Ended December 31, 2017
(With Comparative Actual Amounts for the Year Ended December 31, 2016)

	<u>2017</u>			Final Budget Variance Positive (Negative)	<u>2016</u>
	Original Budget	Final Budget	Actual		Actual
Revenues:					
Lottery proceeds	53,500	53,500	57,354	3,854	62,579
Earnings on investments	500	500	1,196	696	495
Total Revenues	<u>54,000</u>	<u>54,000</u>	<u>58,550</u>	<u>4,550</u>	<u>63,074</u>
Expenditures:					
Other	40	40	-	40	1
Treasurer's fees	500	500	574	(74)	638
Total Expenditures	<u>540</u>	<u>540</u>	<u>574</u>	<u>(34)</u>	<u>639</u>
Excess (Deficiency) of Revenues Over Expenditures	<u>53,460</u>	<u>53,460</u>	<u>57,976</u>	<u>4,516</u>	<u>62,435</u>
Other Financing Sources (Uses):					
Transfers (out)	(127,350)	(127,350)	(98,725)	28,625	(71,931)
Total Other Financing Sources (Uses)	<u>(127,350)</u>	<u>(127,350)</u>	<u>(98,725)</u>	<u>28,625</u>	<u>(71,931)</u>
Net Change in Fund Balances	<u>(73,890)</u>	<u>(73,890)</u>	(40,749)	<u>33,141</u>	(9,496)
Fund Balances - Beginning of Year			<u>79,396</u>		<u>88,892</u>
Fund Balances - End of Year			<u>38,647</u>		<u>79,396</u>

The accompanying notes are an integral part of these financial statements.

Gunnison County, Colorado
Special Revenue Funds
Public Health Fund
Schedule of Revenues, Expenditures and Changes in Fund Balances
Budget (GAAP Basis) and Actual
For the Year Ended December 31, 2017
(With Comparative Actual Amounts for the Year Ended December 31, 2016)

	<u>2017</u>			Final Budget Variance Positive (Negative)	<u>2016</u>
	<u>Original Budget</u>	<u>Final Budget</u>	<u>Actual</u>		<u>Actual</u>
Revenues:					
Taxes:					
Other taxes	22,000	22,000	16,316	(5,684)	23,368
Intergovernmental:					
Federal grants	-	-	2,500	2,500	-
State grants	403,561	501,066	492,194	(8,872)	384,003
Local grants	50,380	62,795	74,480	11,685	40,099
Charges for Services	74,500	74,500	86,217	11,717	28,568
Investment Income	-	-	100	100	62
Contributions	-	11,619	11,973	354	60
Miscellaneous	79,300	79,300	75,143	(4,157)	73,976
Total Revenues	<u>629,741</u>	<u>751,280</u>	<u>758,923</u>	<u>7,643</u>	<u>550,136</u>
Expenditures:					
Health and welfare:					
Program support	178,477	178,477	177,844	633	170,680
Child and family health	100,732	117,374	116,612	762	117,668
Community health services	528,649	629,127	595,692	33,435	373,139
Total Expenditures	<u>807,858</u>	<u>924,978</u>	<u>890,148</u>	<u>34,830</u>	<u>661,487</u>
Excess (Deficiency) of Revenues Over Expenditures	<u>(178,117)</u>	<u>(173,698)</u>	<u>(131,225)</u>	<u>42,473</u>	<u>(111,351)</u>
Other Financing Sources (Uses):					
Transfers in	268,245	268,245	283,245	15,000	214,843
Transfers (out)	(119,136)	(119,136)	(119,136)	-	(117,900)
Total Other Financing Sources (Uses)	<u>149,109</u>	<u>149,109</u>	<u>164,109</u>	<u>15,000</u>	<u>96,943</u>
Net Change in Fund Balances	<u>(29,008)</u>	<u>(24,589)</u>	32,884	<u>57,473</u>	(14,408)
Fund Balances - Beginning of Year			(7,484)		6,924
Fund Balances - End of Year			<u>25,400</u>		<u>(7,484)</u>

The accompanying notes are integral part of these financial statements.

Gunnison County, Colorado
Special Revenue Funds
Mosquito Control Fund
Schedule of Revenues, Expenditures and Changes in Fund Balances
Budget (GAAP Basis) and Actual
For the Year Ended December 31, 2017
(With Comparative Actual Amounts for the Year Ended December 31, 2016)

	<u>2017</u>			Final Budget Variance Positive (Negative)	<u>2016</u>
	Original Budget	Final Budget	Actual		Actual
Revenues:					
Taxes:					
Property tax revenue	61,865	61,865	61,840	(25)	60,574
Delinquent tax and interest	(91)	(91)	(109)	(18)	(103)
Intergovernmental:					
Local grants	15,529	15,529	15,529	-	15,207
Investment income	186	186	337	151	245
Miscellaneous	250	250	163	(87)	203
Total Revenues	<u>77,739</u>	<u>77,739</u>	<u>77,760</u>	<u>21</u>	<u>76,126</u>
Expenditures:					
Operations	91,985	92,185	91,803	382	90,010
Total Expenditures	<u>91,985</u>	<u>92,185</u>	<u>91,803</u>	<u>382</u>	<u>90,010</u>
Excess (Deficiency) of Revenues Over Expenditures	<u>(14,246)</u>	<u>(14,446)</u>	<u>(14,043)</u>	<u>403</u>	<u>(13,884)</u>
Other Financing Sources (Uses):					
Transfers in	15,529	15,529	15,529	-	15,207
Transfers (out)	(1,188)	(1,188)	(1,188)	-	(1,200)
Total Other Financing Sources (Uses)	<u>14,341</u>	<u>14,341</u>	<u>14,341</u>	<u>-</u>	<u>14,007</u>
Net Change in Fund Balances	<u>95</u>	<u>(105)</u>	<u>298</u>	<u>403</u>	<u>123</u>
Fund Balances - Beginning of Year			<u>10,709</u>		<u>10,586</u>
Fund Balances - End of Year			<u>11,007</u>		<u>10,709</u>

The accompanying notes are an integral part of these financial statements.

Gunnison County, Colorado
Special Revenue Funds
Land Preservation Fund
Schedule of Revenues, Expenditures and Changes in Fund Balances
Budget (GAAP Basis) and Actual
For the Year Ended December 31, 2017
(With Comparative Actual Amounts for the Year Ended December 31, 2016)

	<u>2017</u>			Final Budget Variance Positive (Negative)	<u>2016</u>
	<u>Original Budget</u>	<u>Final Budget</u>	<u>Actual</u>		<u>Actual</u>
Revenues:					
Taxes:					
Sales tax	370,000	370,000	427,740	57,740	399,576
Investment Income	500	500	3,685	3,185	863
Total Revenues	<u>370,500</u>	<u>370,500</u>	<u>431,425</u>	<u>60,925</u>	<u>400,439</u>
Expenditures:					
Culture and Recreation:					
Land preservation	485,238	485,238	5,199	480,039	147,182
Total Expenditures	<u>485,238</u>	<u>485,238</u>	<u>5,199</u>	<u>480,039</u>	<u>147,182</u>
Net Change in Fund Balances	<u>(114,738)</u>	<u>(114,738)</u>	426,226	<u>540,964</u>	253,257
Fund Balances - Beginning of Year			465,555		212,298
Fund Balances - End of Year			<u>891,781</u>		<u>465,555</u>

The accompanying notes are an integral part of these financial statements.

Gunnison County, Colorado
Special Revenue Funds
Sage Grouse Fund
Schedule of Revenues, Expenditures and Changes in Fund Balances
Budget (GAAP Basis) and Actual
For the Year Ended December 31, 2017
(With Comparative Actual Amounts for the Year Ended December 31, 2016)

	<u>2017</u>			<u>Final Budget</u>	<u>2016</u>
	<u>Original</u>	<u>Final</u>	<u>Actual</u>	<u>Variance</u>	<u>Actual</u>
	<u>Budget</u>	<u>Budget</u>	<u>Actual</u>	<u>Positive</u>	<u>Actual</u>
				<u>(Negative)</u>	
Revenues:					
Investment income	200	200	254	54	280
Miscellaneous	70,000	70,000	70,625	625	67,960
Total Revenues	<u>70,200</u>	<u>70,200</u>	<u>70,879</u>	<u>679</u>	<u>68,240</u>
Expenditures:					
General government	2,100	2,100	1,831	269	1,682
Total Expenditures	<u>2,100</u>	<u>2,100</u>	<u>1,831</u>	<u>269</u>	<u>1,682</u>
Excess (Deficiency) of Revenues Over Expenditures	<u>68,100</u>	<u>68,100</u>	<u>69,048</u>	<u>948</u>	<u>66,558</u>
Other Financing Sources (Uses):					
Transfers (out)	(71,109)	(75,039)	(57,709)	17,330	(75,813)
Total Other Financing Sources (Uses)	<u>(71,109)</u>	<u>(75,039)</u>	<u>(57,709)</u>	<u>17,330</u>	<u>(75,813)</u>
Net Change in Fund Balances	<u>(3,009)</u>	<u>(6,939)</u>	<u>11,339</u>	<u>18,278</u>	<u>(9,255)</u>
Fund Balances - Beginning of Year			<u>44,187</u>		<u>53,442</u>
Fund Balances - End of Year			<u>55,526</u>		<u>44,187</u>

The accompanying notes are an integral part of these financial statements.

Gunnison County, Colorado
Special Revenue Funds
Risk Management Fund
Schedule of Revenues, Expenditures and Changes in Fund Balances
Budget (GAAP Basis) and Actual
For the Year Ended December 31, 2017
(With Comparative Actual Amounts for the Year Ended December 31, 2016)

	<u>2017</u>			Final Budget Variance Positive (Negative)	<u>2016</u>
	<u>Original Budget</u>	<u>Final Budget</u>	<u>Actual</u>		<u>Actual</u>
Revenues:					
Investment Income	3,500	3,500	3,709	209	4,538
Contributions	76,122	76,122	62,246	(13,876)	76,122
Miscellaneous	-	-	18,113	18,113	(1,746)
Total Revenues	<u>79,622</u>	<u>79,622</u>	<u>84,068</u>	<u>4,446</u>	<u>78,914</u>
Expenditures:					
General Government:					
CAPP Insurance Claims	40,000	40,000	146,374	(106,374)	181,636
Other expenses	40,450	40,450	468	39,982	158
Total Expenditures	<u>80,450</u>	<u>80,450</u>	<u>146,842</u>	<u>(66,392)</u>	<u>181,794</u>
Net Change in Fund Balances	<u>(828)</u>	<u>(828)</u>	<u>(62,774)</u>	<u>(61,946)</u>	<u>(102,880)</u>
Fund Balances - Beginning of Year			<u>571,056</u>		<u>673,936</u>
Fund Balances - End of Year			<u>508,282</u>		<u>571,056</u>

The accompanying notes are an integral part of these financial statements.

Gunnison County, Colorado
Special Revenue Funds
Gunnison County Housing Authority Administration
Schedule of Revenues, Expenditures and Available Resources
Budget (Non-GAAP Basis) and Actual
For the Year Ended December 31, 2017
(With Comparative Actual Amounts for the Year Ended December 31, 2016)

	<u>2017</u>			Final Budget Variance Positive (Negative)	<u>2016</u>
	Original Budget	Final Budget	Actual		Actual
Revenues:					
Charges for Services:					
Fees	39,315	39,315	44,216	4,901	43,731
Investment Income	200	200	1,446	1,246	1,204
Miscellaneous	-	22,200	23,104	904	16,666
Total Revenues	<u>39,515</u>	<u>61,715</u>	<u>68,766</u>	<u>7,051</u>	<u>61,601</u>
Expenditures:					
Health and Welfare	28,535	40,400	40,929	(529)	41,394
Debt Service:					
Principal	2,106	2,106	1,975	131	2,738
Interest	500	500	552	(52)	-
Total Expenditures	<u>31,141</u>	<u>43,006</u>	<u>43,456</u>	<u>(450)</u>	<u>44,132</u>
Excess (Deficiency) of Revenues Over Expenditures	<u>8,374</u>	<u>18,709</u>	<u>25,310</u>	<u>6,601</u>	<u>17,469</u>
Other Financing Sources (Uses):					
Transfers (out)	(33,516)	(33,516)	(33,516)	-	(29,484)
Total Other Financing Sources (Uses)	<u>(33,516)</u>	<u>(33,516)</u>	<u>(33,516)</u>	<u>-</u>	<u>(29,484)</u>
Net Change in Fund Balances	<u>(25,142)</u>	<u>(14,807)</u>	<u>(8,206)</u>	<u>6,601</u>	<u>(12,015)</u>
Fund Balances - Beginning of Year			200,733		212,748
Fund Balances - End of Year			<u>192,527</u>		<u>200,733</u>

The accompanying notes are an integral part of these financial statements.

Gunnison County, Colorado
Special Revenue Funds
Local Marketing District
Schedule of Revenues, Expenditures and Changes in Fund Balances
Budget (GAAP Basis) and Actual
For the Year Ended December 31, 2017
(With Comparative Actual Amounts for the Year Ended December 31, 2016)

	<u>2017</u>			<u>2016</u>
	<u>Original Budget</u>	<u>Final Budget</u>	<u>Actual</u>	<u>Final Budget Variance Positive (Negative)</u> <u>Actual</u>
Revenues:				
Marketing and promotion tax	1,400,000	1,400,000	1,894,302	494,302 1,723,475
Fines and forfeitures	5,000	5,000	13,483	8,483 7,804
Earnings on investments	2,700	2,700	7,569	4,869 4,448
Total Revenues	<u>1,407,700</u>	<u>1,407,700</u>	<u>1,915,354</u>	<u>507,654</u> <u>1,735,727</u>
Expenditures:				
General Government:				
Contracted services	1,713,625	1,727,125	1,728,025	(900) 1,424,804
Other	25,254	31,254	23,948	7,306 24,082
Total Expenditures	<u>1,738,879</u>	<u>1,758,379</u>	<u>1,751,973</u>	<u>6,406</u> <u>1,448,886</u>
Excess (Deficiency) of Revenues Over Expenditures	<u>(331,179)</u>	<u>(350,679)</u>	<u>163,381</u>	<u>514,060</u> <u>286,841</u>
Other Financing Sources (Uses):				
Transfers (out)	<u>(5,611)</u>	<u>(15,611)</u>	<u>(15,611)</u>	<u>-</u> <u>(17,824)</u>
Total Other Financing Sources (Uses)	<u>(5,611)</u>	<u>(15,611)</u>	<u>(15,611)</u>	<u>-</u> <u>(17,824)</u>
Net Change in Fund Balances	<u>(336,790)</u>	<u>(366,290)</u>	147,770	<u>514,060</u> 269,017
Fund Balances - Beginning of Year			<u>1,087,750</u>	<u>818,733</u>
Fund Balances - End of Year			<u>1,235,520</u>	<u>1,087,750</u>

The accompanying notes are an integral part of these financial statements.

Gunnison County, Colorado
Debt Service Funds
Debt Service Fund
Schedule of Revenues, Expenditures and Changes in Fund Balances
Budget (GAAP Basis) and Actual
For the Year Ended December 31, 2017
(With Comparative Actual Amounts for the Year Ended December 31, 2016)

	<u>2017</u>			Final Budget Variance Positive (Negative)	<u>2016</u>
	Original Budget	Final Budget	Actual		Actual
Revenues:					
Federal grants	297,646	297,646	291,057	(6,589)	295,529
Earnings on investments	2,500	2,500	1,275	(1,225)	(399)
Total Revenues	<u>300,146</u>	<u>300,146</u>	<u>292,332</u>	<u>(7,814)</u>	<u>295,130</u>
Expenditures:					
Debt Service:					
Principal	690,000	690,000	695,000	(5,000)	685,000
Interest	1,304,988	1,304,988	1,299,788	5,200	1,317,738
Other debt service	4,030	4,030	3,500	530	3,500
Total Expenditures	<u>1,999,018</u>	<u>1,999,018</u>	<u>1,998,288</u>	<u>730</u>	<u>2,006,238</u>
Excess (Deficiency) of Revenues Over Expenditures	<u>(1,698,872)</u>	<u>(1,698,872)</u>	<u>(1,705,956)</u>	<u>(7,084)</u>	<u>(1,711,108)</u>
Other Financing Sources (Uses):					
Transfers in	<u>1,698,872</u>	<u>1,698,872</u>	<u>1,735,069</u>	<u>36,197</u>	<u>1,711,204</u>
Total Other Financing Sources (Uses)	<u>1,698,872</u>	<u>1,698,872</u>	<u>1,735,069</u>	<u>36,197</u>	<u>1,711,204</u>
Net Change in Fund Balances	<u>-</u>	<u>-</u>	<u>29,113</u>	<u>29,113</u>	<u>96</u>
Fund Balances - Beginning of Year			<u>129,826</u>		<u>129,730</u>
Fund Balances - End of Year			<u>158,939</u>		<u>129,826</u>

The accompanying notes are an integral part of these financial statements.

Gunnison County, Colorado
Enterprise Funds
Airport Operations Fund
Schedule of Revenues, Expenditures and Available Resources
Budget (Non-GAAP Basis) and Actual
For the Year Ended December 31, 2017
(With Comparative Actual Amounts for the Year Ended December 31, 2016)

	<u>2017</u>			<u>Final Budget</u>	<u>2016</u>
	<u>Original</u>	<u>Final</u>	<u>Actual</u>	<u>Variance</u>	<u>Actual</u>
	<u>Budget</u>	<u>Budget</u>		<u>Positive</u>	
				<u>(Negative)</u>	
Operating Revenues:					
Airport fees	383,000	383,000	350,395	(32,605)	398,217
Terminal & hanger rent	461,056	461,056	510,233	49,177	488,243
Parking fees & fines	73,300	73,300	81,991	8,691	79,648
Grants	39,000	39,000	79,209	40,209	54,568
Other	257,450	257,450	310,746	53,296	307,647
Total Operating Revenues	<u>1,213,806</u>	<u>1,213,806</u>	<u>1,332,574</u>	<u>118,768</u>	<u>1,328,323</u>
Operating Expenditures:					
Operational support	204,038	204,038	191,464	12,574	165,091
Strategic development	51,849	51,849	47,199	4,650	38,507
Airside	641,135	641,135	633,925	7,210	592,976
Landside	232,858	232,858	181,896	50,962	202,885
Terminal operations	10,000	10,000	9,838	162	5,620
Capital outlay	500	500	-	500	38,500
Total Operating Expenditures	<u>1,140,380</u>	<u>1,140,380</u>	<u>1,064,322</u>	<u>76,058</u>	<u>1,043,579</u>
Operating Income (Loss)	<u>73,426</u>	<u>73,426</u>	<u>268,252</u>	<u>194,826</u>	<u>284,744</u>
Non-operating Revenues (Expenditures):					
Transfers in	-	-	-	-	200,000
Transfers (out)	(176,284)	(226,547)	(306,434)	(79,887)	(76,284)
Investment revenue	2,800	2,800	10,068	7,268	6,643
Total Non-operating Revenues (Expenditures)	<u>(173,484)</u>	<u>(223,747)</u>	<u>(296,366)</u>	<u>(72,619)</u>	<u>130,359</u>
Change in Net Position - Budget Basis	<u>(100,058)</u>	<u>(150,321)</u>	<u>(28,114)</u>	<u>122,207</u>	<u>415,103</u>
Available Resources - Beginning of Year			<u>1,427,196</u>		<u>1,012,093</u>
Available Resources - End of Year			<u>1,399,082</u>		<u>1,427,196</u>
Available resources at year-end is computed as follows:					
Current assets			1,593,265		1,623,244
Current liabilities			(104,901)		(109,794)
Accrued compensated absences			(89,282)		(86,254)
			<u>1,399,082</u>		<u>1,427,196</u>

The accompanying notes are an integral part of these financial statements.

Gunnison County, Colorado
Enterprise Funds
Gunnison County Sewer Fund
Schedule of Revenues, Expenditures and Available Resources
Budget (Non-GAAP) Basis and Actual
For the Year Ended December 31, 2017
(With Comparative Actual Amounts for the Year Ended December 31, 2016)

	2017			Final Budget Variance Positive (Negative)	2016
	Original Budget	Final Budget	Actual		Actual
Revenues:					
Dos Rios Division:					
Tap fees	5,500	5,500	-	(5,500)	-
User fees	188,090	188,090	187,626	(464)	187,438
Late fees	1,000	1,000	1,896	896	2,043
Other revenue	5,000	5,000	11,911	6,911	8,545
Total Dos Rios Division	<u>199,590</u>	<u>199,590</u>	<u>201,433</u>	<u>1,843</u>	<u>198,026</u>
Somerset Division:					
User fees	21,070	21,070	21,076	6	20,866
Late fees	80	80	390	310	246
Other revenue	-	-	106	106	78
Total Somerset Division	<u>21,150</u>	<u>21,150</u>	<u>21,572</u>	<u>422</u>	<u>21,190</u>
Antelope Hills Division:					
Tap fees	-	-	5,500	5,500	5,500
User fees	44,180	44,180	44,626	446	44,228
Late fees	400	400	819	419	610
Other revenue	-	-	559	559	66
Total Antelope Hills Division	<u>44,580</u>	<u>44,580</u>	<u>51,504</u>	<u>6,924</u>	<u>50,404</u>
North Gunnison Division:					
Tap fees	-	-	28,500	28,500	9,000
User fees	265,200	265,200	270,166	4,966	255,817
Late fees	1,000	1,000	1,397	397	1,178
Other revenue	200	200	70	(130)	128
Total North Gunnison Division	<u>266,400</u>	<u>266,400</u>	<u>300,133</u>	<u>33,733</u>	<u>266,123</u>
Tomichi Division:					
User fees	16,654	16,654	14,139	(2,515)	-
Total Tomichi Division	<u>16,654</u>	<u>16,654</u>	<u>14,139</u>	<u>(2,515)</u>	<u>-</u>
Total Revenues	<u>548,374</u>	<u>548,374</u>	<u>588,781</u>	<u>40,407</u>	<u>535,743</u>
Expenditures:					
Dos Rios Division:					
Operations	145,684	145,684	148,225	(2,541)	117,547
Transfers to other funds	42,558	42,558	30,042	12,516	28,056
Capital outlay	45,000	45,000	14,272	30,728	49,545
Total Dos Rios Division	<u>233,242</u>	<u>233,242</u>	<u>192,539</u>	<u>40,703</u>	<u>195,148</u>
Somerset Division:					
Operations	18,839	18,839	5,738	13,101	9,945
Transfers to other funds	1,267	1,267	870	397	808
Total Somerset Division	<u>20,106</u>	<u>20,106</u>	<u>6,608</u>	<u>13,498</u>	<u>10,753</u>
Antelope Hills Division:					
Operations	24,343	24,343	39,520	(15,177)	18,207
Transfers to other funds	8,317	8,317	6,268	2,049	5,891
Total Antelope Hills Division	<u>32,660</u>	<u>32,660</u>	<u>45,788</u>	<u>(13,128)</u>	<u>24,098</u>
North Gunnison Division:					
Operations	99,180	99,180	103,523	(4,343)	84,017
Transfers to other funds	23,128	23,128	16,543	6,585	15,190
Capital outlay	1,000	1,000	-	1,000	-
Debt service	115,243	115,243	114,810	433	114,831
Total North Gunnison Division	<u>238,551</u>	<u>238,551</u>	<u>234,876</u>	<u>3,675</u>	<u>214,038</u>
Tomichi Division:					
Operations	15,387	15,387	6,778	8,609	8,771
Transfers to other funds	1,267	1,267	870	397	808
Total Tomichi Division	<u>16,654</u>	<u>16,654</u>	<u>7,648</u>	<u>9,006</u>	<u>9,579</u>
Total Expenditures	<u>541,213</u>	<u>541,213</u>	<u>487,459</u>	<u>53,754</u>	<u>453,616</u>
Change in Net Position - Budget Basis	<u>7,161</u>	<u>7,161</u>	<u>101,322</u>	<u>94,161</u>	<u>82,127</u>
Available Resources - Beginning of Year			<u>1,103,899</u>		<u>1,021,772</u>
Available Resources - End of Year			<u>1,205,221</u>		<u>1,103,899</u>
Available resources at year-end is computed as follows:					
Current assets			1,503,488		1,392,922
Current liabilities			(346,484)		(335,143)
Current portion of long-term obligations			48,217		46,120
			<u>1,205,221</u>		<u>1,103,899</u>

The accompanying notes are an integral part of these financial statements.

Gunnison County, Colorado
Enterprise Funds
Gunnison County Water Fund
Schedule of Revenues, Expenditures and Available Resources
Budget (Non-GAAP) Basis and Actual
For the Year Ended December 31, 2017
(With Comparative Actual Amounts for the Year Ended December 31, 2016)

	<u>2017</u>			Final Budget Variance Positive (Negative)	<u>2016</u>
	Original Budget	Final Budget	Actual		Actual
Operating Revenues:					
User fees	309,310	309,310	320,401	11,091	303,205
Availability fees	7,910	7,910	7,425	(485)	7,302
Contributions	6,000	6,000	12,000	6,000	-
Grants	-	-	34,450	34,450	-
Earnings on investments	1,500	1,500	1,272	(228)	1,115
Other	17,423	17,423	5,404	(12,019)	16,823
Total Operating Revenues	<u>342,143</u>	<u>342,143</u>	<u>380,952</u>	<u>38,809</u>	<u>328,445</u>
Operating Expenditures:					
Dos Rios Division:					
Operating expenses	132,370	132,370	143,486	(11,116)	208,984
Capital outlay	35,000	35,000	-	35,000	56,053
Somerset Division:					
Debt service	8,024	8,024	2,113	5,911	2,397
Antelope Hills Division:					
Operating expenses	22,350	22,350	19,838	2,512	13,492
Debt service	42,940	42,940	48,751	(5,811)	48,473
Utilities Administration:					
Operating expenses	91,466	91,466	74,674	16,792	73,539
Total Operating Expenditures	<u>332,150</u>	<u>332,150</u>	<u>288,862</u>	<u>43,288</u>	<u>402,938</u>
Operating Income (Loss)	<u>9,993</u>	<u>9,993</u>	<u>92,090</u>	<u>82,097</u>	<u>(74,493)</u>
Non-operating Revenues (Expenditures):					
Transfers in	51,672	51,672	29,729	(21,943)	61,216
Transfers (out)	(26,952)	(26,952)	(26,952)	-	(20,928)
Total Non-operating Revenues (Expenditures)	<u>24,720</u>	<u>24,720</u>	<u>2,777</u>	<u>(21,943)</u>	<u>40,288</u>
Change in Net Position - Budget Basis	<u>34,713</u>	<u>34,713</u>	<u>94,867</u>	<u>60,154</u>	<u>(34,205)</u>
Available Resources - Beginning of Year			<u>507,503</u>		<u>541,708</u>
Available Resources - End of Year			<u>602,370</u>		<u>507,503</u>
Available resources at year-end is computed as follows:					
Current assets			613,412		521,653
Current liabilities			(30,099)		(30,700)
Current portion of long-term obligations			26,380		25,664
Accrued compensated absences			(7,323)		(9,114)
			<u>602,370</u>		<u>507,503</u>

The accompanying notes are an integral part of these financial statements.

Gunnison County, Colorado
Enterprise Funds
Landfill Operations Fund
Schedule of Revenues, Expenditures and Available Resources
Budget (Non-GAAP Basis) and Actual
For the Year Ended December 31, 2017
(With Comparative Actual Amounts for the Year Ended December 31, 2016)

	<u>2017</u>			Final Budget Variance Positive (Negative)	<u>2016</u>
	Original Budget	Final Budget	Actual		Actual
Operating Revenues:					
Landfill:					
Disposal fees	705,000	730,000	814,412	84,412	774,470
Other	33,190	33,190	45,766	12,576	25,384
Total Landfill Revenues	<u>738,190</u>	<u>763,190</u>	<u>860,178</u>	<u>96,988</u>	<u>799,854</u>
Recycling:					
Recycled material sales	80,000	80,000	157,147	77,147	148,447
Total Recycling Revenues	<u>80,000</u>	<u>80,000</u>	<u>157,147</u>	<u>77,147</u>	<u>148,447</u>
Total Operating Revenues	<u>818,190</u>	<u>843,190</u>	<u>1,017,325</u>	<u>174,135</u>	<u>948,301</u>
Operating Expenditures:					
Landfill Expenditures:					
Closure and postclosure	4,218	4,218	-	4,218	1,841
Operations and maintenance	518,893	570,893	537,037	33,856	1,747,876
Capital outlay	6,500	6,500	88,399	(81,899)	-
Total Landfill Expenditures	<u>529,611</u>	<u>581,611</u>	<u>625,436</u>	<u>(43,825)</u>	<u>1,749,717</u>
Recycling Expenditures:					
Operations	422,128	432,128	463,098	(30,970)	278,188
Capital outlay	443,999	443,999	370,781	73,218	38,648
Total Recycling Expenditures	<u>866,127</u>	<u>876,127</u>	<u>833,879</u>	<u>42,248</u>	<u>316,836</u>
Total Operating Expenditures	<u>1,395,738</u>	<u>1,457,738</u>	<u>1,459,315</u>	<u>(1,577)</u>	<u>2,066,553</u>
Operating Income (Loss)	<u>(577,548)</u>	<u>(614,548)</u>	<u>(441,990)</u>	<u>172,558</u>	<u>(1,118,252)</u>
Non-operating Revenues (Expenditures):					
Grant revenue	399,382	399,382	379,447	(19,935)	59,966
Transfers in	155,405	155,405	205,178	49,773	-
Transfers (out)	(72,275)	(72,276)	(72,276)	-	(62,796)
Investment revenue	720	720	6,646	5,926	17,093
Total Non-operating Revenues (Expenditures)	<u>483,232</u>	<u>483,231</u>	<u>518,995</u>	<u>35,764</u>	<u>14,263</u>
Change in Net Position - Budget Basis	<u>(94,316)</u>	<u>(131,317)</u>	77,005	<u>208,322</u>	<u>(1,103,989)</u>
Available Resources - Beginning of Year			<u>1,097,207</u>		<u>2,201,196</u>
Available Resources - End of Year			<u>1,174,212</u>		<u>1,097,207</u>
Available resources at year-end is computed as follows:					
Current assets			1,232,485		1,198,765
Current liabilities			(33,180)		(76,558)
Accrued compensated absences			(25,093)		(25,000)
			<u>1,174,212</u>		<u>1,097,207</u>

The accompanying notes are an integral part of these financial statements.

Gunnison County, Colorado
Enterprise Funds
Gunnison County Housing Authority - Assisted Living
Schedule of Revenues, Expenditures and Available Resources
Budget (Non-GAAP Basis) and Actual
For the Year Ended December 31, 2017
(With Comparative Actual Amounts for the Year Ended December 31, 2016)

	<u>2017</u>			Final Budget Variance Positive (Negative)	<u>2016</u>
	Original Budget	Final Budget	Actual		Actual
Operating Revenues:					
Palisade Assisted Living:					
Donations and debt service reimbursements	36,488	36,488	36,751	263	36,488
 Total Operating Revenues	<u>36,488</u>	<u>36,488</u>	<u>36,751</u>	<u>263</u>	<u>36,488</u>
Operating Expenditures:					
Principal payments	21,608	21,608	21,535	73	20,353
Interest payments	14,880	14,880	15,216	(336)	16,135
 Total Operating Expenditures	<u>36,488</u>	<u>36,488</u>	<u>36,751</u>	<u>(263)</u>	<u>36,488</u>
Change in Net Position - Budget Basis	<u>-</u>	<u>-</u>	<u>-</u>	<u>-</u>	<u>-</u>
Available Resources - Beginning of Year			<u>3,051</u>		<u>3,051</u>
Available Resources - End of Year			<u>3,051</u>		<u>3,051</u>
Available resources at year-end is computed as follows:					
Current assets			3,051		3,051
Current liabilities			(22,442)		(21,535)
Current portion of long-term obligations			22,442		21,535
			<u>3,051</u>		<u>3,051</u>

The accompanying notes are an integral part of these financial statements.

Gunnison County, Colorado
Enterprise Funds
Gunnison County Housing Authority - Mountain View
Schedule of Revenues, Expenditures and Available Resources
Budget (Non-GAAP Basis) and Actual
For the Year Ended December 31, 2017
(With Comparative Actual Amounts for the Year Ended December 31, 2016)

	<u>2017</u>			Final Budget Variance Positive (Negative)	<u>2016</u>
	Original Budget	Final Budget	Actual		Actual
Operating Revenues:					
Mountain View Apartments:					
Tenant payments	95,000	95,000	96,601	1,601	103,667
Assistance payment	142,000	142,000	143,153	1,153	134,638
Vacancies	(4,900)	(4,900)	(7,626)	(2,726)	(9,058)
Other revenue	3,200	3,200	11,916	8,716	10,699
Total Operating Revenues	<u>235,300</u>	<u>235,300</u>	<u>244,044</u>	<u>8,744</u>	<u>239,946</u>
Operating Expenditures:					
Mountain View Apartments:					
Operations	136,231	136,231	145,976	(9,745)	124,641
Principal on debt	74,271	74,271	68,471	5,800	78,883
Interest on debt	33,073	33,073	28,542	4,531	31,995
Total Operating Expenditures	<u>243,575</u>	<u>243,575</u>	<u>242,989</u>	<u>586</u>	<u>235,519</u>
Operating Income (Loss)	<u>(8,275)</u>	<u>(8,275)</u>	<u>1,055</u>	<u>9,330</u>	<u>4,427</u>
Non-operating Revenues (Expenditures):					
Investment revenue	300	300	662	362	557
Total Non-operating Revenues (Expenditures)	<u>300</u>	<u>300</u>	<u>662</u>	<u>362</u>	<u>557</u>
Change in Net Position - Budget Basis	<u>(7,975)</u>	<u>(7,975)</u>	<u>1,717</u>	<u>9,692</u>	<u>4,984</u>
Available Resources - Beginning of Year			<u>101,006</u>		<u>96,022</u>
Available Resources - End of Year			<u>102,723</u>		<u>101,006</u>
Available resources at year-end is computed as follows:					
Current assets			189,049		223,876
Current liabilities			(101,638)		(137,328)
Current portion of long-term obligations			15,312		14,458
			<u>102,723</u>		<u>101,006</u>

The accompanying notes are an integral part of these financial statements.

Gunnison County, Colorado
Internal Service Funds
Combining Statement of Net Position
For the Year Ended December 31, 2017

	Internal Service Fund I	Internal Service Fund II	Internal Service Fund III	Total
Current Assets:				
Cash	1,939,401	776,825	2,127,082	4,843,308
Accounts receivable, net of allowance for uncollectible accounts, where applicable	1,260	3,346	161,521	166,127
Due from other governments	609	-	-	609
Prepaid expenses	171	12,645	-	12,816
Due from other funds	176,706	-	-	176,706
Inventory, at cost	509,184	6,952	-	516,136
Total Current Assets	<u>2,627,331</u>	<u>799,768</u>	<u>2,288,603</u>	<u>5,715,702</u>
Non-current Assets:				
Land, property and equipment	18,920,508	1,708,628	-	20,629,136
Less: Accumulated depreciation	<u>(10,427,872)</u>	<u>(1,589,398)</u>	<u>-</u>	<u>(12,017,270)</u>
Total Non-current Assets	<u>8,492,636</u>	<u>119,230</u>	<u>-</u>	<u>8,611,866</u>
Total Assets	<u>11,119,967</u>	<u>918,998</u>	<u>2,288,603</u>	<u>14,327,568</u>
Liabilities:				
Current Liabilities:				
Accounts payable	114,050	31,465	35,316	180,831
Accrued liabilities	-	-	168,151	168,151
Due to other funds	-	16,173	25	16,198
Total Current Liabilities	<u>114,050</u>	<u>47,638</u>	<u>203,492</u>	<u>365,180</u>
Non-current Liabilities:				
Accrued compensated absences	59,941	22,570	1,941	84,452
Total Non-current Liabilities	<u>59,941</u>	<u>22,570</u>	<u>1,941</u>	<u>84,452</u>
Total Liabilities	<u>173,991</u>	<u>70,208</u>	<u>205,433</u>	<u>449,632</u>
Net Position:				
Net investment in capital assets	8,492,636	119,230	-	8,611,866
Restricted	509,355	19,597	-	528,952
Unrestricted	1,943,985	709,963	2,083,170	4,737,118
Total Net Position	<u>10,945,976</u>	<u>848,790</u>	<u>2,083,170</u>	<u>13,877,936</u>

The accompanying notes are an integral part of these financial statements.

Gunnison County, Colorado
Internal Service Funds
Combining Statement of Revenues, Expenses and Changes in Fund Net Position
For the Year Ended December 31, 2017

	Internal Service Fund I	Internal Service Fund II	Internal Service Fund III	Total
Operating Revenues:				
Rent, net	1,800,775	-	-	1,800,775
Charges and fees	1,952	582	244,356	246,890
Other	313,014	796,825	2,391,387	3,501,226
Total Operating Revenues	<u>2,115,741</u>	<u>797,407</u>	<u>2,635,743</u>	<u>5,548,891</u>
Operating Expenses:				
Operations and maintenance	1,441,191	610,811	2,473,625	4,525,627
Administration	81,716	48,069	-	129,785
Depreciation and amortization	598,234	73,349	-	671,583
Total Operating Expenses	<u>2,121,141</u>	<u>732,229</u>	<u>2,473,625</u>	<u>5,326,995</u>
Operating Income (Loss)	<u>(5,400)</u>	<u>65,178</u>	<u>162,118</u>	<u>221,896</u>
Non-operating Revenues (Expenses):				
Gain (loss) on disposal of capital assets	(1,449)	-	-	(1,449)
Grant revenue	76,890	-	-	76,890
Investment revenue	11,896	4,711	12,883	29,490
Total Non-operating Revenues (Expenses)	<u>87,337</u>	<u>4,711</u>	<u>12,883</u>	<u>104,931</u>
Income (Loss) Before Transfers	<u>81,937</u>	<u>69,889</u>	<u>175,001</u>	<u>326,827</u>
Capital Contributions	22,000	-	-	22,000
Transfers In	162,500	11,000	-	173,500
Transfers (Out)	<u>(70,321)</u>	<u>(77,159)</u>	<u>(2,035)</u>	<u>(149,515)</u>
Change in Net Position	196,116	3,730	172,966	372,812
Total Net Position - Beginning of Year	<u>10,749,860</u>	<u>845,060</u>	<u>1,910,204</u>	<u>13,505,124</u>
Total Net Position - End of Year	<u>10,945,976</u>	<u>848,790</u>	<u>2,083,170</u>	<u>13,877,936</u>

The accompanying notes are an integral part of these financial statements.

Gunnison County, Colorado
Internal Service Funds
Combining Statement of Cash Flows
For the Year Ended December 31, 2017

	Internal Service Fund I	Internal Service Fund II	Internal Service Fund III	Total
Cash Flows from Operating Activities:				
Cash received from charges for services	2,160,804	797,380	2,233,073	5,191,257
Cash received from other sources	1,952	582	244,356	246,890
Cash payments to vendors for goods and services	(967,724)	(300,344)	(2,438,680)	(3,706,748)
Cash payments to employees for services	(398,552)	(322,453)	(10,384)	(731,389)
Net Cash Provided (Used) by Operating Activities	796,480	175,165	28,365	1,000,010
Cash Flows from Non-capital Financing Activities:				
Transfers from other funds	138,398	-	8,663	147,061
Transfers (to) other funds	-	(54,041)	-	(54,041)
Net Cash Provided (Used) by Non-capital Financing Activities	138,398	(54,041)	8,663	93,020
Cash Flows from Capital and Related Financing Activities:				
Capital grants	76,890	-	-	76,890
Capital contributions	22,000	-	-	22,000
Purchase of capital assets	(802,562)	(27,821)	-	(830,383)
Cash from sale of assets	32,104	-	-	32,104
Net Cash Provided (Used) by Capital and Related Financing Activities	(671,568)	(27,821)	-	(699,389)
Cash Flows from Investing Activities:				
Cash from investment income	11,896	4,711	12,883	29,490
Net Cash Provided (Used) by Investing Activities	11,896	4,711	12,883	29,490
Net Increase (Decrease) in Cash	275,206	98,014	49,911	423,131
Cash - Beginning of Year	1,664,195	678,811	2,077,171	4,420,177
Cash - End of Year	1,939,401	776,825	2,127,082	4,843,308
Reconciliation of Operating Income (Loss) to Net Cash Provided (Used) by Operating Activities:				
Operating income (loss)	(5,400)	65,178	162,118	221,896
Adjustments to Reconcile Operating Income (Loss) to Net Cash Provided (Used) by Operating Activities:				
Depreciation and amortization	598,234	73,349	-	671,583
Changes in Assets and Liabilities:				
(Increase) decrease in accounts receivable	47,015	555	(158,316)	(110,746)
(Increase) decrease in prepaid expenses	1,925	32,734	-	34,659
(Increase) decrease in inventory	115,715	(396)	-	115,319
Increase (decrease) in accounts payable	29,445	4,448	29,655	63,548
Increase (decrease) in accrued liabilities	-	-	(5,634)	(5,634)
Increase (decrease) in compensated absences	9,546	(703)	542	9,385
Net Cash Provided (Used) by Operating Activities	796,480	175,165	28,365	1,000,010

The accompanying notes are an integral part of these financial statements.

Gunnison County, Colorado
Internal Service Funds
Internal Service Fund I
Schedule of Revenues, Expenditures and Available Resources
Budget (Non-GAAP Basis) and Actual
For the Year Ended December 31, 2017
(With Comparative Actual Amounts for the Year Ended December 31, 2016)

	<u>2017</u>			<u>Final Budget</u>	<u>2016</u>
	<u>Original</u>	<u>Final</u>	<u>Actual</u>	<u>Variance</u>	<u>Actual</u>
	<u>Budget</u>	<u>Budget</u>		<u>Positive</u>	
				<u>(Negative)</u>	
Operating Revenues:					
Equipment rent	1,612,700	1,612,700	1,800,775	188,075	1,830,658
Material and gravel sales	267,150	267,150	303,408	36,258	236,261
Other revenues	750	750	33,558	32,808	6,434
Total Operating Revenues	<u>1,880,600</u>	<u>1,880,600</u>	<u>2,137,741</u>	<u>257,141</u>	<u>2,073,353</u>
Operating Expenditures:					
Gravel pit maintenance	63,896	63,896	-	63,896	-
Fleet maintenance	1,921,724	1,921,724	1,324,600	597,124	1,283,524
Materials	265,500	265,500	315,342	(49,842)	242,653
Property and equipment purchases	660,200	660,200	656,643	3,557	525,089
Equipment lease payments	3,112	3,112	7,779	(4,667)	3,112
Total Operating Expenditures	<u>2,914,432</u>	<u>2,914,432</u>	<u>2,304,364</u>	<u>610,068</u>	<u>2,054,378</u>
Operating Income (Loss)	<u>(1,033,832)</u>	<u>(1,033,832)</u>	<u>(166,623)</u>	<u>867,209</u>	<u>18,975</u>
Non-operating Revenues (Expenditures):					
Sale of capital assets	10,000	10,000	11,000	1,000	15,125
Grant revenue	60,000	60,000	76,890	16,890	48,000
Investment income	10,000	10,000	11,896	1,896	8,304
Transfers in	162,500	162,500	162,500	-	-
Transfers (out)	(70,374)	(70,321)	(70,321)	-	(75,432)
Total Non-operating Revenues (Expenditures)	<u>172,126</u>	<u>172,179</u>	<u>191,965</u>	<u>19,786</u>	<u>(4,003)</u>
Change in Net Position - Budget Basis	<u>(861,706)</u>	<u>(861,653)</u>	<u>25,342</u>	<u>886,995</u>	<u>14,972</u>
Available Resources - Beginning of Year			<u>2,427,998</u>		<u>2,413,026</u>
Available Resources - End of Year			<u>2,453,340</u>		<u>2,427,998</u>
Available resources at year-end is computed as follows:					
Current assets			2,627,331		2,562,999
Current liabilities			(114,050)		(84,606)
Accrued compensated absences			(59,941)		(50,395)
			<u>2,453,340</u>		<u>2,427,998</u>

The accompanying notes are an integral part of these financial statements.

Gunnison County, Colorado
Internal Service Funds
Internal Service Fund II
Schedule of Revenues, Expenditures and Available Resources
Budget (Non-GAAP Basis) and Actual
For the Year Ended December 31, 2017
(With Comparative Actual Amounts for the Year Ended December 31, 2016)

	2017			2016	
	Original Budget	Final Budget	Actual	Final Budget Variance Positive (Negative)	Actual
Operating Revenues:					
Data processing	444,176	444,176	460,397	16,221	453,802
Mapping	179,669	179,669	179,674	5	179,674
Telephone system	71,232	71,232	71,092	(140)	71,022
Photocopy and postage	93,500	93,500	84,256	(9,244)	82,859
Other	200	200	1,989	1,789	2,609
Total Operating Revenues	<u>788,777</u>	<u>788,777</u>	<u>797,408</u>	<u>8,631</u>	<u>789,966</u>
Operating Expenditures:					
GIS Mapping:					
Operations	177,518	177,518	165,976	11,542	165,720
Telephone System:					
Operations	41,429	41,429	36,983	4,446	33,866
Capital outlay	3,000	3,000	-	3,000	-
Photocopy and Postage:					
Operations	98,242	98,242	78,516	19,726	73,685
Capital outlay	-	-	-	-	770
Help Desk:					
Operations	133,845	133,845	96,902	36,943	98,395
Capital outlay	-	-	4,029	(4,029)	3,972
IT Infrastructure:					
Operations	309,468	309,468	228,359	81,109	265,915
Systems Development:					
Operations	55,564	55,564	54,954	610	14,704
Capital outlay	1,000	1,000	6,800	(5,800)	7,542
IT Training:					
Operations	14,553	14,553	14,185	368	16,845
Total Operating Expenditures	<u>834,619</u>	<u>834,619</u>	<u>686,704</u>	<u>147,915</u>	<u>681,414</u>
Operating Income (Loss)	<u>(45,842)</u>	<u>(45,842)</u>	<u>110,704</u>	<u>156,546</u>	<u>108,552</u>
Non-operating Revenues (Expenditures):					
Transfers in	11,000	11,000	11,000	-	11,000
Transfers (out)	(77,159)	(77,159)	(77,159)	-	(82,548)
Investment revenue	2,000	2,000	4,711	2,711	4,419
Total Non-operating Revenues (Expenditures)	<u>(64,159)</u>	<u>(64,159)</u>	<u>(61,448)</u>	<u>2,711</u>	<u>(67,129)</u>
Change in Net Position - Budget Basis	<u>(110,001)</u>	<u>(110,001)</u>	<u>49,256</u>	<u>159,257</u>	<u>41,423</u>
Available Resources - Beginning of Year			<u>680,304</u>		<u>638,881</u>
Available Resources - End of Year			<u>729,560</u>		<u>680,304</u>
Available resources at year-end is computed as follows:					
Current assets			799,768		734,647
Current liabilities			(47,638)		(31,070)
Accrued compensated absences			(22,570)		(23,273)
			<u>729,560</u>		<u>680,304</u>

The accompanying notes are an integral part of these financial statements.

Gunnison County, Colorado
Internal Service Funds
Internal Service Fund III
Schedule of Revenues, Expenditures and Available Resources
Budget (Non-GAAP Basis) and Actual
For the Year Ended December 31, 2017
 (With Comparative Actual Amounts for the Year Ended December 31, 2016)

	2017			Final Budget Variance Positive (Negative)	2016
	Original Budget	Final Budget	Actual		Actual
Operating Revenues:					
Premium contributions	2,801,700	2,801,700	2,609,606	(192,094)	2,741,287
Miscellaneous	5,500	5,500	26,137	20,637	25,560
Total Operating Revenues	<u>2,807,200</u>	<u>2,807,200</u>	<u>2,635,743</u>	<u>(171,457)</u>	<u>2,766,847</u>
Operating Expenditures:					
Operations	3,070,534	3,070,534	2,473,627	596,907	2,722,805
Total Operating Expenditures	<u>3,070,534</u>	<u>3,070,534</u>	<u>2,473,627</u>	<u>596,907</u>	<u>2,722,805</u>
Operating Income (Loss)	<u>(263,334)</u>	<u>(263,334)</u>	<u>162,116</u>	<u>425,450</u>	<u>44,042</u>
Non-operating Revenues (Expenditures):					
Transfers (out)	-	(2,035)	(2,035)	-	(1,452)
Investment revenue	15,000	15,000	12,883	(2,117)	17,613
Total Non-operating Revenues (Expenditures)	<u>15,000</u>	<u>12,965</u>	<u>10,848</u>	<u>(2,117)</u>	<u>16,161</u>
Change in Net Position - Budget Basis	<u>(248,334)</u>	<u>(250,369)</u>	<u>172,964</u>	<u>423,333</u>	<u>60,203</u>
Available Resources - Beginning of Year			<u>1,910,206</u>		<u>1,850,003</u>
Available Resources - End of Year			<u>2,083,170</u>		<u>1,910,206</u>
Available resources at year-end is computed as follows:					
Current assets			2,288,603		2,080,378
Current liabilities			(203,492)		(170,172)
Accrued compensated absences			(1,941)		-
			<u>2,083,170</u>		<u>1,910,206</u>

The accompanying notes are an integral part of these financial statements.

Gunnison County, Colorado
Agency Funds
County Treasurer Agency Fund
Schedule of Changes in Assets and Liabilities
For the Year Ended December 31, 2017

	<u>Balance Beginning of Year</u>	<u>Additions</u>	<u>Deletions</u>	<u>Balance End of Year</u>
Assets:				
Cash	26,443,984			34,169,671
Less: Cash held for County funds	(23,109,821)	43,230,351	(41,558,194)	(29,163,351)
Total Assets	<u><u>3,334,163</u></u>	<u><u>43,230,351</u></u>	<u><u>(41,558,194)</u></u>	<u><u>5,006,320</u></u>
Liabilities:				
Due to other governments and agencies	<u>3,334,163</u>	<u>43,230,351</u>	<u>(41,558,194)</u>	<u>5,006,320</u>
Total Liabilities	<u><u>3,334,163</u></u>	<u><u>43,230,351</u></u>	<u><u>(41,558,194)</u></u>	<u><u>5,006,320</u></u>

The accompanying notes are an integral part of these financial statements.

Gunnison County, Colorado
Agency Funds
Public Trustee Agency Fund
Schedule of Changes in Assets and Liabilities
For the Year Ended December 31, 2017

	<u>Balance Beginning of Year</u>	<u>Additions</u>	<u>Deletions</u>	<u>Balance End of Year</u>
Assets:				
Cash	38,454	106,112	(94,057)	50,509
Total Assets	<u>38,454</u>	<u>106,112</u>	<u>(94,057)</u>	<u>50,509</u>
Liabilities:				
Due (from) to governmental funds Held by Trustee	(7)	-	(4,137)	(4,144)
	38,461	106,112	(89,920)	54,653
Total Liabilities	<u>38,454</u>	<u>106,112</u>	<u>(94,057)</u>	<u>50,509</u>

The accompanying notes are an integral part of these financial statements.

Gunnison County, Colorado
Schedule of Passenger Facility Charges Collected and Expended
For the Year Ended December 31, 2017

<u>Program Title</u>	<u>Amounts for Current Year</u>	<u>Unliquidated Balance</u>
Unliquidated PFC revenues, beginning of year		\$ -
Revenues:		
Revenues collected from air carriers	128,616	
Total PFC Revenues	<u>128,616</u>	128,616
Project Expenditures:		
Construction	<u>-</u>	
Total PFC project expenditures	<u>-</u>	<u>-</u>
Unliquidated PFC revenues, end of year		<u>\$ 128,616</u>

LOCAL HIGHWAY FINANCE REPORT



The public report burden for this information collection is estimated to average 380 hours annually.

LOCAL HIGHWAY FINANCE REPORT		City or County: Gunnison County
		YEAR ENDING : December 2017
This Information From The Records Of (example - City of _ or County of County of Gunnison)	Prepared By: Linda Nienhueser	Phone: 970-641-7622

I. DISPOSITION OF HIGHWAY-USER REVENUES AVAILABLE FOR LOCAL GOVERNMENT EXPENDITURE

ITEM	A. Local Motor-Fuel Taxes	B. Local Motor-Vehicle Taxes	C. Receipts from State Highway-User Taxes	D. Receipts from Federal Highway Administration
1. Total receipts available				
2. Minus amount used for collection expenses				
3. Minus amount used for nonhighway purposes				
4. Minus amount used for mass transit				
5. Remainder used for highway purposes				

II. RECEIPTS FOR ROAD AND STREET PURPOSES

III. DISBURSEMENTS FOR ROAD AND STREET PURPOSES

ITEM	AMOUNT	ITEM	AMOUNT
A. Receipts from local sources:		A. Local highway disbursements:	
1. Local highway-user taxes		1. Capital outlay (from page 2)	220,365
a. Motor Fuel (from Item I.A.5.)		2. Maintenance:	3,143,552
b. Motor Vehicle (from Item I.B.5.)		3. Road and street services:	
c. Total (a.+b.)		a. Traffic control operations	
2. General fund appropriations		b. Snow and ice removal	978,407
3. Other local imposts (from page 2)	284,444	c. Other	
4. Miscellaneous local receipts (from page 2)	609,240	d. Total (a. through c.)	978,407
5. Transfers from toll facilities		4. General administration & miscellaneous	763,307
6. Proceeds of sale of bonds and notes:		5. Highway law enforcement and safety	
a. Bonds - Original Issues		6. Total (1 through 5)	5,105,630
b. Bonds - Refunding Issues		B. Debt service on local obligations:	
c. Notes		1. Bonds:	
d. Total (a. + b. + c.)	0	a. Interest	
7. Total (1 through 6)	893,684	b. Redemption	
B. Private Contributions		c. Total (a. + b.)	0
C. Receipts from State government (from page 2)	2,928,416	2. Notes:	
D. Receipts from Federal Government (from page 2)	1,575,552	a. Interest	
E. Total receipts (A.7 + B + C + D)	5,397,652	b. Redemption	
		c. Total (a. + b.)	0
		3. Total (1.c + 2.c)	0
		C. Payments to State for highways	
		D. Payments to toll facilities	
		E. Total disbursements (A.6 + B.3 + C + D)	
			5,105,630

IV. LOCAL HIGHWAY DEBT STATUS
(Show all entries at par)

	Opening Debt	Amount Issued	Redemptions	Closing Debt
A. Bonds (Total)				0
1. Bonds (Refunding Portion)				
B. Notes (Total)				0

V. LOCAL ROAD AND STREET FUND BALANCE

	A. Beginning Balance	B. Total Receipts	C. Total Disbursements	D. Ending Balance	E. Reconciliation
	1,917,019	5,397,652	5,105,630	2,209,040	0

Notes and Comments:

LOCAL HIGHWAY FINANCE REPORT

STATE:
Colorado
YEAR ENDING (mm/yy):
December 2017

II. RECEIPTS FOR ROAD AND STREET PURPOSES - DETAIL

ITEM	AMOUNT	ITEM	AMOUNT
A.3. Other local imposts:		A.4. Miscellaneous local receipts:	
a. Property Taxes and Assessments		a. Interest on investments	15,779
b. Other local imposts:		b. Traffic Fines & Penalties	
1. Sales Taxes		c. Parking Garage Fees	
2. Infrastructure & Impact Fees		d. Parking Meter Fees	
3. Liens		e. Sale of Surplus Property	0
4. Licenses		f. Charges for Services	23,001
5. Specific Ownership &/or Other	284,444	g. Other Misc. Receipts	52,816
6. Total (1. through 5.)	284,444	h. Other	517,644
c. Total (a. + b.)	284,444	i. Total (a. through h.)	609,240
	(Carry forward to page 1)		(Carry forward to page 1)

ITEM	AMOUNT	ITEM	AMOUNT
C. Receipts from State Government		D. Receipts from Federal Government	
1. Highway-user taxes	2,875,529	1. FHWA (from Item I.D.5.)	
2. State general funds		2. Other Federal agencies:	
3. Other State funds:		a. Forest Service	120,654
a. State bond proceeds		b. FEMA	
b. Project Match		c. HUD	
c. Motor Vehicle Registrations	52,887	d. Federal Transit Admin	
d. Other (Specify) - DOLA Grant		e. U.S. Corps of Engineers	
e. Other (Specify) Dept. of Nat. Res.	0	f. Other Federal	1,454,898
f. Total (a. through e.)	52,887	g. Total (a. through f.)	1,575,552
4. Total (1. + 2. + 3.f)	2,928,416	3. Total (1. + 2.g)	
			(Carry forward to page 1)

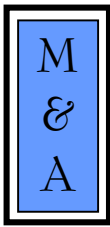
III. DISBURSEMENTS FOR ROAD AND STREET PURPOSES - DETAIL

	ON NATIONAL HIGHWAY SYSTEM (a)	OFF NATIONAL HIGHWAY SYSTEM (b)	TOTAL (c)
A.1. Capital outlay:			
a. Right-Of-Way Costs			0
b. Engineering Costs		25,605	25,605
c. Construction:			
(1). New Facilities			0
(2). Capacity Improvements		16,734	16,734
(3). System Preservation		645	645
(4). System Enhancement & Operation		177,380	177,380
(5). Total Construction (1) + (2) + (3) + (4)	0	194,759	194,759
d. Total Capital Outlay (Lines 1.a. + 1.b. + 1.c.5)	0	220,365	220,365
			(Carry forward to page 1)

Notes and Comments:

SINGLE AUDIT REPORTS AND SCHEDULES





MCMAHAN AND ASSOCIATES, L.L.C.

Certified Public Accountants and Consultants

CHAPEL SQUARE, BLDG C
245 CHAPEL PLACE, SUITE 300
P.O. Box 5850, AVON, CO 81620

WEB SITE: WWW.MCMAHANCPA.COM
MAIN OFFICE: (970) 845-8800
FACSIMILE: (970) 845-8108
E-MAIL: MCMAHAN@MCMAHANCPA.COM

INDEPENDENT AUDITOR'S REPORT ON INTERNAL CONTROL OVER FINANCIAL REPORTING AND ON COMPLIANCE AND OTHER MATTERS BASED ON AN AUDIT OF FINANCIAL STATEMENTS PERFORMED IN ACCORDANCE WITH GOVERNMENTAL AUDITING STANDARDS

**To the Board of County Commissioners
Gunnison County, Colorado**

We have audited, in accordance with auditing standards generally accepted in the United States of America and the standards applicable to financial audits contained in *Government Auditing Standards* issued by the Comptroller General of the United States, the financial statements of the governmental activities, the business-type activities, the aggregate discretely presented component unit, each major fund, and the aggregate remaining fund information of Gunnison County, Colorado (the "County") as of and for the year ended December 31, 2017, and the related notes to the financial statements, which collectively comprise the County's basic financial statements and have issued our report thereon dated July 30, 2018.

Internal Control Over Financial Reporting

In planning and performing our audit on the financial statements, we considered the County's internal control over financial reporting (internal control) to determine the audit procedures that are appropriate in the circumstances for the purpose of expressing our opinions on the financial statements, but not for the purpose of expressing an opinion on the effectiveness of the County's internal control. Accordingly, we do not express an opinion on the effectiveness of the County's internal control.

A deficiency in internal control exists when the design or operation of a control does not allow management or employees, in the normal course of performing their assigned functions, to prevent, or detect and correct misstatements on a timely basis. *A material weakness* is a deficiency, or combination of deficiencies, in internal control, such that there is a reasonable possibility that a material misstatement of the County's financial statements will not be prevented, or detected and corrected on a timely basis. *A significant deficiency* is a deficiency, or a combination of deficiencies, in internal control that is less severe than a material weakness, yet important enough to merit attention by those charged with governance.

Our consideration of internal control was for the limited purpose described in the first paragraph of this section and was not designed to identify all deficiencies in internal control that might be material weaknesses or significant deficiencies. Given these limitations, during our audit we did not identify any deficiencies in internal control that we consider to be material weaknesses. However, material weaknesses may exist that have not been identified.

Member: American Institute of Certified Public Accountants

PAUL J. BACKES, CPA, CGMA
MICHAEL N. JENKINS, CA, CPA, CGMA
DANIEL R. CUDAHY, CPA, CGMA

AVON: (970) 845-8800
ASPEN: (970) 544-3996
FRISCO: (970) 668-3481

**INDEPENDENT AUDITOR'S REPORT
To the Board of County Commissioners
Gunnison County, Colorado**

Compliance and Other Matters

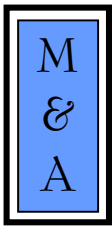
As part of obtaining reasonable assurance about whether the County's financial statements are free of material misstatement, we performed tests of its compliance with certain provisions of laws, regulations, contracts and grant agreements, noncompliance with which could have a direct and material effect on the determination of financial statement amounts. However, providing an opinion on compliance with those provisions was not an objective of our audit and, accordingly, we do not express such an opinion. The results of our tests disclosed no instances of noncompliance or other matters that are required to be reported under *Government Auditing Standards*.

Purpose of this Report

The purpose of this report is solely to describe the scope of our testing of internal control and compliance and the results of that testing, and not to provide an opinion on the effectiveness of the County's internal control or on compliance. This report is an integral part of an audit performed in accordance with *Governmental Auditing Standards* in considering the County's internal control and compliance. Accordingly, this communication is not suitable for any other purpose.

McMahan and Associates, L.L.C.

**McMahan and Associates, L.L.C.
July 30, 2018**



MCMAHAN AND ASSOCIATES, L.L.C.

Certified Public Accountants and Consultants

CHAPEL SQUARE, BLDG C
245 CHAPEL PLACE, SUITE 300
P.O. Box 5850, AVON, CO 81620

WEB SITE: WWW.MCMAHANCPA.COM
MAIN OFFICE: (970) 845-8800
FACSIMILE: (970) 845-8108
E-MAIL: MCMAHAN@MCMAHANCPA.COM

INDEPENDENT AUDITOR'S REPORT ON COMPLIANCE FOR EACH MAJOR FEDERAL PROGRAM; ON COMPLIANCE WITH THE PASSENGER FACILITY CHARGE PROGRAM; REPORT ON INTERNAL CONTROL OVER -COMPLIANCE REQUIRED BY THE UNIFORM GUIDANCE AND THE PASSENGER FACILITY CHARGE AUDIT GUIDE FOR PUBLIC AGENCIES

**To the Board of County Commissioners
Gunnison County, Colorado**

Report on Compliance for Each Major Program

We have audited the Gunnison County's (the "County") compliance with the types of compliance requirements described in the *OMB Compliance Supplement* that could have a direct and material effect on each of the County's major federal programs for the year ended December 31, 2017 and its compliance with the compliance requirements described in the *Passenger Facility Charge Audit Guide for Public Agencies* (the "Guide"), issued by the Federal Aviation Administration, for its Passenger Facility Charge program for the year ended December 31, 2017. The County's major federal programs are identified in the summary of auditor's results section of the accompanying Schedule of Findings and Questioned Costs.

Management's Responsibility

Management is responsible for compliance with the requirements of laws, regulations, contracts, and grants applicable to its federal programs and to the Passenger Facility Charge program.

Auditor's Responsibility

Our responsibility is to express an opinion on compliance for each of the County's major federal programs and to the Passenger Facility Charge program based on our audit of the types of compliance requirements referred to above. We conducted our audit of compliance in accordance with auditing standards generally accepted in the United States of America; the standards applicable to financial audits contained in *Government Auditing Standards*, issued by the Comptroller General of the United States; and the audit requirements of Title 2 U.S. Code of Federal Regulations Part 200, *Uniform Administrative Requirements, Cost Principles, and Audit requirements for Federal Awards* (the "Uniform Guidance") and the Guide. Those standards and the Uniform Guidance require that we plan and perform the audit to obtain reasonable assurance about whether noncompliance with the types of compliance requirements referred to above that could have a direct and material effect on a major federal program and on the Passenger Facility Charge program occurred. An audit includes examining, on a test basis, evidence about the County's compliance with those requirements and performing such other procedures as we considered necessary in the circumstances.

We believe that our audit provides a reasonable basis for our opinion on compliance for each major federal program and on the Passenger Facility Charge program. However, our audit does not provide a legal determination on the County's compliance with those requirements.

Member: American Institute of Certified Public Accountants

PAUL J. BACKES, CPA, CGMA
MICHAEL N. JENKINS, CA, CPA, CGMA
DANIEL R. CUDAHY, CPA, CGMA

AVON: (970) 845-8800
ASPEN: (970) 544-3996
FRISCO: (970) 668-3481

**INDEPENDENT AUDITOR'S REPORT
To the Board of County Commissioners
Gunnison County, Colorado**

Opinion on Each Major Federal Program and Passenger Facility Charge Program

In our opinion, the County complied, in all material respects, with the types of compliance requirements referred to above that could have a direct and material effect on each of its major federal programs and on Passenger Facility Charge program for the year ended December 31, 2017.

Report on Internal Control Over Compliance

Management of the County is responsible for establishing and maintaining effective internal control over compliance with the types of compliance requirements referred to above. In planning and performing our audit of compliance, we considered the County's internal control over compliance with types of requirements that could have a direct and material effect on each major federal program and on the Passenger Facility Charge program to determine our auditing procedures that are appropriate in the circumstances for the purpose of expressing an opinion on compliance for each major federal program and Passenger Facility Charge program and to test and report on internal control over compliance in accordance with the Uniform Guidance, but not for the purpose of expressing an opinion on the effectiveness of internal control over compliance. Accordingly, we do not express an opinion on the effectiveness of the County's internal control over compliance.

A deficiency in internal control over compliance exists when the design or operation of a control over compliance does not allow management or employees, in the normal course of performing their assigned functions, to prevent, or detect and correct, noncompliance with a type of compliance requirement of a federal program or the Passenger Facility Charge program on a timely basis. *A material weakness in internal control over compliance* is a deficiency, or a combination of deficiencies, in internal control over compliance, such that there is a reasonable possibility that material noncompliance with a type of compliance requirement of a federal program or the Passenger Facility Charge program will not be prevented, or detected and corrected, on a timely basis. *A significant deficiency in internal control over compliance* is a deficiency, or combination of deficiencies, in internal control over compliance with a type of compliance requirement of a federal program or the Passenger Facility Charge program that is less severe than a material weakness in internal control over compliance, yet important enough to merit attention by those charges with governance.

Our consideration of the internal control over compliance was for the limited purpose described in the first paragraph of this section and was not designed to identify all deficiencies in internal control over compliance that might be material weaknesses or significant deficiencies. We did not identify any deficiencies in internal control over compliance that we consider to be material weaknesses. However, material weaknesses may exist that have not been identified.

The purpose of this report in internal control over compliance is solely to describe the scope of our testing of internal control over compliance and the results of that testing based on the requirements of the Uniform Guidance and the Guide. Accordingly, this report is not suitable for any other purpose.

McMahan and Associates, L.L.C.

**McMahan and Associates, L.L.C.
July 30, 2018**

Gunnison County, Colorado
SCHEDULE OF FINDINGS AND QUESTIONED COSTS
For the Year Ended December 31, 2017

Part I: Summary of Auditor's Results

Financial Statements

Type of auditor's report issued	Unmodified
Internal control over financial reporting:	
Material weakness identified	None noted
Significant deficiency identified	None noted
Noncompliance material to financial statements noted	None noted

Federal Awards

Internal control over major programs:	
Material weakness identified	None noted
Significant deficiency identified	None noted
Type of auditor's report issued on compliance for major programs	Unmodified
Any audit findings disclosed that are required to be reported in accordance with Title 2 U.S.Code of Federal Regulations Part 200	None noted

Major program:

Airport Improvements Projects	CFDA# 20.106
Dollar threshold used to identify Type A from Type B programs	\$750,000
Identified as low-risk auditee	Yes

Part II: Findings Related to Financial Statements

Findings related to financial statements as required by Government Auditing Standards	None noted
Auditor-assigned reference number	Not applicable

Part III: Findings Related to Federal Awards

Internal control findings	None noted
Compliance findings	None noted
Questioned costs	None noted
Auditor-assigned reference number	Not applicable

Gunnison County, Colorado
SCHEDULE OF PRIOR AUDIT FINDINGS AND QUESTIONED COSTS
For the Year Ended December 31, 2017

There were no findings for the fiscal year ended December 31, 2016.

Gunnison County, Colorado
Schedule of Expenditures of Federal Awards
For the Year Ended December 31, 2017

Program Title	Pass through Entity Identifying Number	Federal CFDA Number	Expenditures	
Department of Agriculture:				
Passed through Colorado Department of Public Health and Environment:				
Women, Infant, Children	AB15L	10.557	67,637	C
Women, Infant, Children (non-cash vouchers)	AB15L	10.557	193,513	C
Passed through Colorado Department of Human Services:				
Food Assistance-Administration	Unidentified	10.561	94,414	
Total Department of Agriculture:			<u>355,564</u>	
Department of Health and Human Services:				
Drug-Free Communities Support Program	Unidentified	93.276	134,542	
Passed through Colorado Department of Human Services:				
Guardianship assistance	DHS - FFA	93.090	1,313	
TANF / CO Works	DHS - FFA	93.558	200,581	
Title IV-D - Administration	DHS - FFA	93.563	119,235	
Low-income Home Energy Assistance	DHS - FFA	93.568	315	
CCDF Discretionary	DHS - FFA	93.596	26,749	A
CCDF	DHS - FFA	93.575	94,777	A
Child Welfare Services IVB	DHS - FFA	93.645	1,246	
Foster Care-Title IV-E	DHS - FFA	93.658	213,043	
Adoption	DHS - FFA	93.659	19,689	
Social Services Block Grant	DHS - FFA	93.667	93,345	
Medicaid Assistance Program	DHS - FFA	93.778	105,258	B
Preventative Health and Health Services Block Grant	HC14&15A	93.758	27,500	
Nurturing parent	HC14&15A	93.590	-	
Adjustments to Costs		93.XXX	(380)	
Passed through Colorado Department of Public Health and Environment:				
Public Health Emergency Preparedness	HW15&16J	93.069	2,999	
Hospital Preparedness Program	HW17J	93.074	34,366	
Family Planning	JA16L	93.217	49,283	
Immunizations	KA15H	93.268	4,194	
Cancer prevention and control programs	JG15H	93.752	6,585	
Public Health Nurse - Maternal and Child Health Service	ND15L	93.994	15,726	
Total Department of Health and Human Services:			<u>1,150,366</u>	
Department of Transportation:				
Federal Aviation Administration:				
Airport Improvement Projects (total)	AIP 48-50	20.106	5,042,491	
Total Federal Aviation Administration:			<u>5,042,491</u>	
Subtotal			<u>6,548,421</u>	

Gunnison County, Colorado
Schedule of Expenditures of Federal Awards
For the Year Ended December 31, 2017
(continued)

<u>Program Title</u>	<u>Pass through Entity Identifying Number</u>	<u>Federal CFDA Number</u>	<u>Expenditures</u>
Department of Homeland Security:			
Passed through Colorado Department of Local Affairs			
Emergency Management Performance Grant	Unidentified	97.042	75,000
Total Department of Homeland Security:			<u>75,000</u>
Department of Justice:			
Juvenile Accountability			
	13874405	16.523	34,406
Total Department of Justice:			<u>34,406</u>
Department of Housing and Urban Development:			
Passed through Colorado Department Housing and Finance Authority:			
Insured Loan Program	Unidentified	14.135	645,361
Lower Income Housing Assistance Program	Unidentified	14.871	143,153
Total Department of Housing and Urban Development:			<u>788,514</u>
Total Federal Assistance:			<u>\$ 7,446,341</u>
Additional Information for Clusters:		Amount	
A - Child Care Cluster (93.575 and 93.596)		121,526	
B - Medicaid Cluster (93.778)		105,258	
C - Women, Infant, Children Cluster (10.557)		261,150	

Notes to the Schedule of Expenditures of Federal Awards For the Year Ended December 31, 2017

Note 1. Basis of Presentation:

The Schedule of Expenditures of Federal Awards includes the federal grant activity of Gunnison County and is presented on the modified accrual basis of accounting. The information in this schedule is presented in accordance with the requirements of Title 2 U.S. Code of Federal Regulations Part 200, *Uniform Administrative Requirements, Cost Principles, and Audit Requirements for Federal Awards*. Therefore, some amounts presented in this schedule may differ from amounts presented in or used in the preparation of the general purpose financial statements.

Note 2. Determining the Value of Non-cash Awards Expended

Commodities: Fair market value of commodities at the time of receipt, or the assessed value provided by the Federal agency.
Food issuances: Fair market value of food stamps at the time of receipt, or the assessed value provided by the Federal agency.
Immunization incentive funds: Dollar amount of vaccines used, provided by the Federal agency.

Note 3. Sub-recipients

The County did not have any sub-recipients for the year ended December 31, 2017.

Note 4. Loans Outstanding

The County participates in the HUD Insured Loan Program. The balance of the loans at December 31, 2017 is as follows:

<u>Program Title</u>	<u>Federal CFDA Number</u>	<u>Balance of Direct Loans</u>
Insured Loan Program	14.135	\$ 645,361