

7352-00

**HOUSING AUTHORITY OF THE CITY OF TRINIDAD  
TRINIDAD, COLORADO**

**INDEPENDENT AUDITOR'S REPORT  
AND  
FINANCIAL STATEMENTS  
AND SUPPLEMENTARY INFORMATION  
FOR THE YEAR ENDED MARCH 31, 2016**



**RECEIVED**

*By the Office of the State Auditor at 8:57 am, Sep 12, 2017*

HOUSING AUTHORITY OF THE CITY OF TRINIDAD  
Trinidad, Colorado

**TABLE OF CONTENTS**

---

	<b><u>PAGE</u></b>
<b>FINANCIAL SECTION</b>	
Independent Auditor's Report	1-2
Management's Discussion and Analysis (un-audited)	i-vii
Basic Financial Statements:	
Statement of Net Position	3-4
Statement of Revenue, Expenses and Changes in Net Position	5
Statement of Cash Flows	6-7
Notes to the Basic Financial Statements	8-20
<b>SUPPLEMENTAL INFORMATION</b>	
PHA's Statement of Certification of Actual Modernization Costs	21-23
Schedule of Expenditures of Federal Awards	24
Financial Data Schedule	25-29
<b>COMPLIANCE SECTION</b>	
Report on Internal Control Over Financial Reporting and on Compliance and Other Matters Based on an Audit of Financial Statements Performed in Accordance with <i>Government Auditing Standards</i>	30-31
Independent Auditor's Report on Compliance for each Major Federal Program; Report on Internal Control over Compliance; and Report on Schedule of Expenditures of Federal Awards Required By Uniform Guidance	32-33
Significant Deficiencies Communicated in Prior Year	34
Schedule of Findings and Questioned Costs	35



# Audit Solutions, LLC.

Certified Public Accountant

## INDEPENDENT AUDITOR'S REPORT

Board of Commissioners  
Housing Authority of the City of Trinidad  
Trinidad, Colorado

### **Report on the Financial Statements**

I have audited the accompanying financial statements of the business-type activities of the Housing Authority of the City of Trinidad (Authority), Colorado, as of and for the year ended March 31, 2016, and the related notes to the financial statements, which collectively comprise the Authority's basic financial statements as listed in the table of contents.

### ***Management's Responsibility for the Financial Statements***

Management is responsible for the preparation and fair presentation of these financial statements in accordance with accounting principles generally accepted in the United States of America; this includes the design, implementation, and maintenance of internal control relevant to the preparation and fair presentation of financial statements that are free from material misstatement, whether due to fraud or error.

### ***Auditor's Responsibility***

My responsibility is to express opinions on these financial statements based on my audit. I conducted my audit in accordance with auditing standards generally accepted in the United States of America and the standards applicable to financial audits contained in *Government Auditing Standards*, issued by the Comptroller General of the United States. Those standards require that I plan and perform the audit to obtain reasonable assurance about whether the financial statements are free from material misstatement.

An audit involves performing procedures to obtain audit evidence about the amounts and disclosures in the financial statements. The procedures selected depend on the auditor's judgment, including the assessment of the risks of material misstatement of the financial statements, whether due to fraud or error. In making those risk assessments, the auditor considers internal control relevant to the entity's preparation and fair presentation of the financial statements in order to design audit procedures that are appropriate in the circumstances, but not for the purpose of expressing an opinion on the effectiveness of the entity's internal control. Accordingly, I express no such opinion. An audit also includes evaluating the appropriateness of accounting policies used and the reasonableness of significant accounting estimates made by management, as well as evaluating the overall presentation of the financial statements.

I believe that the audit evidence I have obtained is sufficient and appropriate to provide a basis for my audit opinion.

### ***Opinions***

In my opinion, the financial statements referred to above present fairly, in all material respects, the respective financial position of the business-type activities of the Housing Authority of the City of Trinidad, Colorado, as of March 31, 2016, and the respective changes in financial position, and, where applicable, cash flows thereof for the year then ended in accordance with accounting principles generally accepted in the United States of America.

**Other Matters**

**Required Supplementary Information**

Accounting principles generally accepted in the United States of America require that the management's discussion and analysis on pages i-vii be presented to supplement the basic financial statements. Such information, although not a part of the basic financial statements, is required by the Governmental Accounting Standards Board, who considers it to be an essential part of financial reporting for placing the basic financial statements in an appropriate operational, economic, or historical context. I have applied certain limited procedures to the required supplementary information in accordance with auditing standards generally accepted in the United States of America, which consisted of inquiries of management about the methods of preparing the information and comparing the information for consistency with management's responses to my inquiries, the basic financial statements, and other knowledge I obtained during my audit of the basic financial statements. I do not express an opinion or provide any assurance on the information because the limited procedures do not provide me with sufficient evidence to express an opinion or provide any assurance.

**Supplementary Information**

My audit was conducted for the purpose of forming opinions on the financial statements that collectively comprise the Housing Authority of the City of Trinidad, Colorado's basic financial statements. The accompanying PHA's Statement of Certification of Actual Modernization Costs and the Financial Data Schedule are presented for purposes of additional analysis and are not a required part of the basic financial statements. The schedule of expenditures of federal awards is presented for purposes of additional analysis as required by Title 2 U.S. Code of Federal Regulations (CFR) Part 200, *Uniform Administrative Requirements, Cost Principles, and Audit Requirements for Federal Awards*, and is also not a required part of the basic financial statements.

The accompanying PHA's Statement of Certification of Actual Modernization Costs, the Financial Data Schedule and the Schedule of Expenditures of Federal Awards are the responsibility of management and were derived from and relate directly to the underlying accounting and other records used to prepare the basic financial statements. Such information has been subjected to the auditing procedures applied in the audit of the basic financial statements and certain additional procedures, including comparing and reconciling such information directly to the underlying accounting and other records used to prepare the basic financial statements or to the basic financial statements themselves, and other additional procedures in accordance with auditing standards generally accepted in the United States of America. In my opinion, the accompanying PHA's Statement of Certification of Actual Modernization Costs, the Financial Data Schedule and the Schedule of Expenditures of Federal Awards are fairly stated in all material respects in relation to the basic financial statements as a whole.

**Other Reporting Required by Government Auditing Standards**

In accordance with *Government Auditing Standards*, I have also issued my report dated June 27, 2016, on my consideration of the Housing Authority of the City of Trinidad, Colorado's internal control over financial reporting and on my tests of its compliance with certain provisions of laws, regulations, contracts, and grant agreements and other matters. The purpose of that report is to describe the scope of my testing of internal control over financial reporting and compliance and the results of that testing, and not to provide an opinion on internal control over financial reporting or on compliance. That report is an integral part of an audit performed in accordance with *Government Auditing Standards* in considering Housing Authority of the City of Trinidad, Colorado's internal control over financial reporting and compliance.



**Audit Solutions, LLC**

Chesterfield, Missouri

June 27, 2016

HOUSING AUTHORITY OF THE CITY OF TRINIDAD  
Trinidad, Colorado

**MANAGEMENT'S DISCUSSION AND ANALYSIS (MD&A)**  
March 31, 2016

---

**Introduction**

This Management's Discussion and Analysis (MD&A) of the Trinidad Housing Authority (Authority) provides an introduction and overview to the financial statements of the Trinidad Housing Authority for the fiscal year ended March 31, 2016. The Trinidad Housing Authority presents this discussion and analysis of its financial performance during the fiscal year ended March 31, 2016, to assist the reader in focusing on significant financial issues.

The primary focus of the Authority's financial statements is on the statements of its single enterprise fund encompassing all programs administered by the Trinidad Housing Authority. This information contained herein this MD&A should be considered in conjunction with the Authority's financial statements and related notes to the financial statements.

The Authority has several individual programs. These programs are listed as follows:

- **Low Rent Public Housing Program:** The Low Rent Program consists of 198 dwelling units. Funding is provided based on dwelling rents paid by the tenants and operating fund payments received by the Department of Housing & Urban Development based on a formula.
- **Capital Fund Program:** The Capital Fund program is also funded from HUD based on a formula. The purpose of this program is to provide funding for the modernization and improvement of the Low Rent Public Housing Program. These resources allow the Housing Authority to provide capital improvements for the current dwelling structures and assist in their operations.
- **Housing Choice Voucher Program:** The Housing Choice Voucher Program provides rental assistance to aid low income families to afford, decent, safe and sanitary rental housing. The Housing Authority provides rental assistance in the form of a Housing Assistance Payment to a landlord on behalf of the tenant. The Housing Authority currently has 83 units available. Funds are provided by HUD to provide rental assistance payments. The Housing Authority is provided an administrative fee for the purpose of covering the administrative costs of the program. The fee is preset by HUD on an annual basis.
- **Management Program:** The purpose of the Management Program is to manage and operate non owned low income housing. One apartment complex is currently being managed from this fund. A management fee is paid to the fund from the Section 8 New Construction Program.
- **Section 8 New Construction Program:** The Section 8 New Construction Program is a project based apartment complex that HUD has entered into a contract to provide Housing Assistance Payments (HAP) to the Authority for these specific units. This program is managed by the Authority. It consists of 50 units. Tenants typically pay rent which is the 30 percent of the adjusted gross income. The remaining portion of the rent is provided by HUD in the form of rental assistance.

**Overview of the Financial Statements**

This overview of the financial statement is intended to inform and introduce the reader to the Authority's financial statements. The financial statements are comprised of three individual statements. These statements include:

- The Statement of Net Position
- The Statement of Revenues, Expense, and Changes in Net Position
- The Statement of Cash Flows

HOUSING AUTHORITY OF THE CITY OF TRINIDAD  
Trinidad, Colorado

MANAGEMENT'S DISCUSSION AND ANALYSIS (MD&A) – (Continued)  
March 31, 2016

---

**Overview of the Financial Statements – (Continued)**

**The Statement of Net Position** presents information on the assets, deferred outflows or resources, and liabilities, and deferred inflows of resources with the differences between the two being reported as net position. Over time, increases or decreases in net position may serve as a useful indicator of whether the financial situation of the Authority is improving or deteriorating. Net Position is comprised of three individual components:

- *Net Investment in Capital Assets* consists of capital asset balances net of accumulated depreciation less any outstanding balances of related debt associated with the acquisition of these assets
- *Restricted Component of Net Position* consists of resources that are restricted by limitations placed on these resources by an external source or imposed by law through constitutional provisions.
- *Unrestricted Component of Net Position* represents the remaining resources available that does not meet the definition of the above categories. The unrestricted component of net position is basically the amount of resources available for future year appropriations.

**The Statement of Revenues, Expenses, and Changes in Net Position** reports the operating revenues, operating expenses, non-operating revenues, and non-operating expenses of the Authority for the fiscal year ended March 31, 2016, to determine the change in net position for the fiscal year.

**The Statement of Cash Flows** report cash activities for the fiscal year resulting from operating activities, investing activities, non-capital financing activities, and capital and related financing activities. The net result of these activities represents the increase or decrease of the cash equivalent account balance for the year ended March 31, 2016.

**Financial Highlights**

- The Trinidad Housing Authority's Net Position increased from the March 31, 2015 balance of \$2,653,899 to the March 31, 2016 balance of \$2,886,706, an increase of \$232,807 or 9%. The total assets increased during the same time frame by \$219,261 or 5%.
- Total revenues increased from \$1,664,761 earned for the year ended March 31, 2015 to \$2,079,815 earned for the year ended March 31, 2016, an increase of \$415,054 or 25%.
- Total expenses increased by \$58,424 from \$1,784,738 incurred for the year ended March 31, 2015 to \$1,843,162 incurred for the year ended March 31, 2016. This represents an increase of 3%.

**Housing Authority Activities & Highlights**

The Housing Authority's overall financial position and operations for the past two years are summarized below based on the information in the current and prior financial statements. The table below lists the asset and liability comparisons for the year ended March 31, 2016 and March 31, 2015.

HOUSING AUTHORITY OF THE CITY OF TRINIDAD  
Trinidad, Colorado

**MANAGEMENT'S DISCUSSION AND ANALYSIS (MD&A) – (Continued)**  
March 31, 2016

**Housing Authority Activities & Highlights – (Continued)**

***Summary Statement of Net Position  
As of March 31, 2016 & 2015***

<u>Category</u>	<u>FYE 2016</u>	<u>FYE 2015</u>	<u>Change \$</u>	<u>Change %</u>
Current Assets	\$ 1,821,661	\$ 1,494,660	\$ 327,001	22%
Noncurrent Assets	2,746,897	2,854,637	(107,740)	-4%
Total Assets	4,568,558	4,349,297	219,261	5%
Current Liabilities	191,472	182,692	8,780	5%
Noncurrent Liabilities	1,490,380	1,512,706	(22,326)	-1%
Total Liabilities	1,681,852	1,695,398	(13,546)	-1%
Unrestricted	1,550,937	1,244,407	306,530	25%
Net Investment in Capital Assets	1,258,638	1,349,936	(91,298)	-7%
Restricted	77,131	59,556	17,575	30%
Total Net Position	\$ 2,886,706	\$ 2,653,899	\$ 232,807	9%

***Current Assets***

Current assets increased by \$327,001 due primarily to the agency drawing down \$246,742 of capital funds down through operations in the current year and operating revenues exceeding operating expenses in the current year.

***Net Position***

***Restricted***

The restricted component of net position of the authority increased by \$17,575 from the previous fiscal year. The increase was due primarily to the recording of excess HAP equity of \$13,032 in the current year and the N/C S/R Section 8 Program restricted accounts increasing by \$4,543 in the current year.

***Unrestricted***

The Authority's unrestricted component of Net Position changed from \$1,244,407 to \$1,550,937, a change of \$306,530, or 25% for the current year. The primary reason for the increase was due to excess operating revenues over operating expenditures in the Low Rent Housing Program for the current year. The unrestricted component of net position is the amount available for future appropriations. This balance is subject to program specific guidelines.

The individual program balances that comprise the unrestricted component of net position are as follows:

▪ Low Rent Housing Program	\$1,555,917
▪ Housing Choice Voucher	9,721
▪ Section 8 New Construction	(24,948)
▪ Management Program	<u>10,247</u>
Total	<u>\$1,550,937</u>

HOUSING AUTHORITY OF THE CITY OF TRINIDAD  
Trinidad, Colorado

**MANAGEMENT'S DISCUSSION AND ANALYSIS (MD&A) – (Continued)**  
March 31, 2016

***Housing Authority Activities & Highlights – (Continued)***

***Summary Statement of Revenues & Expenses and Changes in Net Position  
Years Ended March 31, 2016 and 2015***

Category	FYE 2016	FYE 2015	Change \$	Change %
Tenant Revenue	\$ 432,029	\$ 405,588	\$ 26,441	7%
HUD Operating Grants	1,379,456	1,075,160	304,296	28%
Capital Grants	1,991	162,735	(160,744)	-99%
Other Govt Grants	225,988	5,000	220,988	4420%
Interest Income-Unrestricted	7,034	6,558	476	7%
Interest Income-Restricted	7	21	(14)	-67%
Other Revenue	33,310	9,699	23,611	243%
Total Revenue	2,079,815	1,664,761	415,054	25%
			-	
Administration	353,020	334,441	18,579	6%
Tenant Services	17,928	17,801	127	1%
Utilities	76,903	75,079	1,824	2%
Ordinary Maintenance	515,675	458,781	56,894	12%
Protective Services	9,812	7,648	2,164	28%
General Expense	211,589	195,939	15,650	8%
Casualty Losses - noncapitalized	4,874	-	4,874	N/A
Housing Assistance Payments	307,245	315,029	(7,784)	-2%
Depreciation	346,116	380,020	(33,904)	-9%
			-	
Total Expenses	1,843,162	1,784,738	58,424	3%
Excess of Revenue over Expenses	236,653	(119,977)	356,630	-297%
Net Position, Beginning of Year	2,653,899	2,770,306	(116,407)	-4%
Prior Period Adjustments	(3,846)	3,570	(7,416)	0%
Net Position, End of Year	\$ 2,886,706	\$ 2,653,899	\$ 232,807	9%

***Results of Operations***

Revenues of the Authority are generated principally from dwelling rents and HUD grants (including Operating and Capital Funds). The Authority's total revenue increased by \$415,054 from the previous year. Significant variances include the following:

- Tenant revenue increased from \$405,588 to \$432,029, an increase of \$26,441. This increase is primarily due to a moderate increase in employment opportunities for tenants resulting in a moderate increase in income.
- HUD operating grants increased from \$1,075,160 to \$1,379,456, an increase of \$304,296. This increase was primarily due to higher operating grants of \$241,520 in the Capital Fund Program.

HOUSING AUTHORITY OF THE CITY OF TRINIDAD  
Trinidad, Colorado

**MANAGEMENT'S DISCUSSION AND ANALYSIS (MD&A) – (Continued)**  
March 31, 2016

**Housing Authority Activities & Highlights – (Continued)**

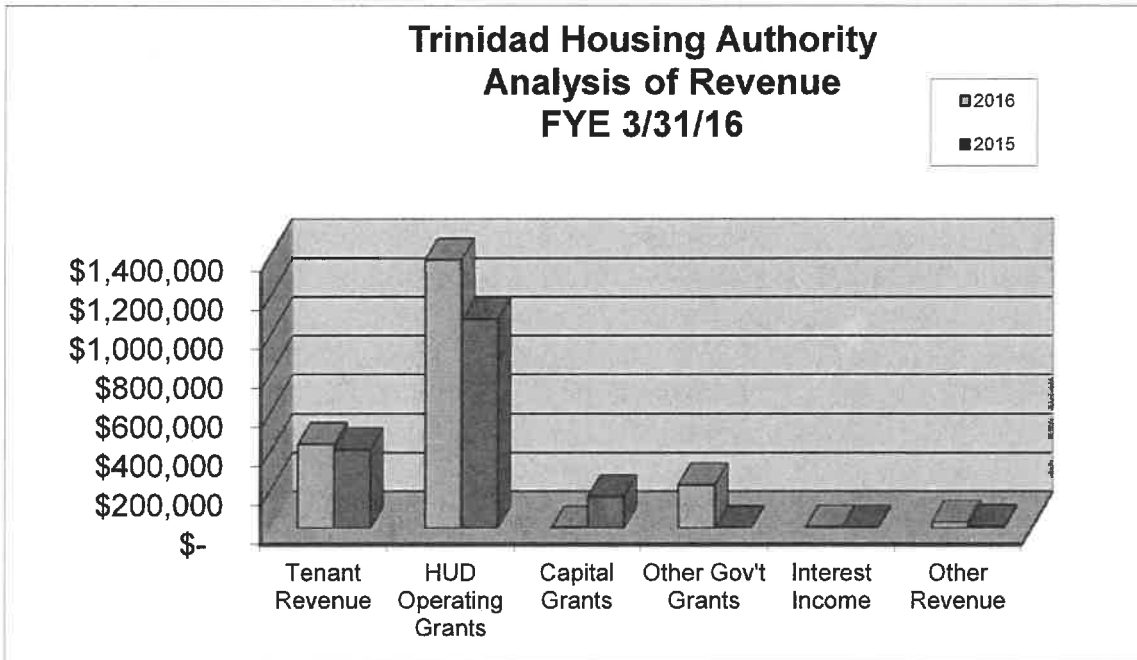
*Results of Operations – (Continued)*

- Capital grant revenue decreased from \$162,735 to \$1,991, a decrease of \$160,744 due to decreased capital improvement activity in the current year.
- Other government grants increased from \$5,000 to \$225,988, an increase of \$220,988 in the current year primarily due to the agency receiving CDBG money in the current year.
- Other revenue increased by \$23,611 for the year. Insurance proceeds increased by \$13,571 while approximately \$4,700 in Capital Recovery Payments were collected during the current year.

Total expenses increased by \$58,424 from the previous year. Significant variances include the following:

- Ordinary maintenance costs increased by \$56,894 due primarily to an increase in staffing and benefit costs, maintenance materials, and miscellaneous contract costs. Maintenance labor and benefit costs increased by \$33,787 from the previous year and maintenance materials increased by \$11,648. Miscellaneous maintenance contracts also increased by \$31,135.
- Total general expense costs increased by \$15,650 due primarily to insurance expense decreasing by \$9,643 and interest on mortgage payable increasing by \$22,415 in the current year.

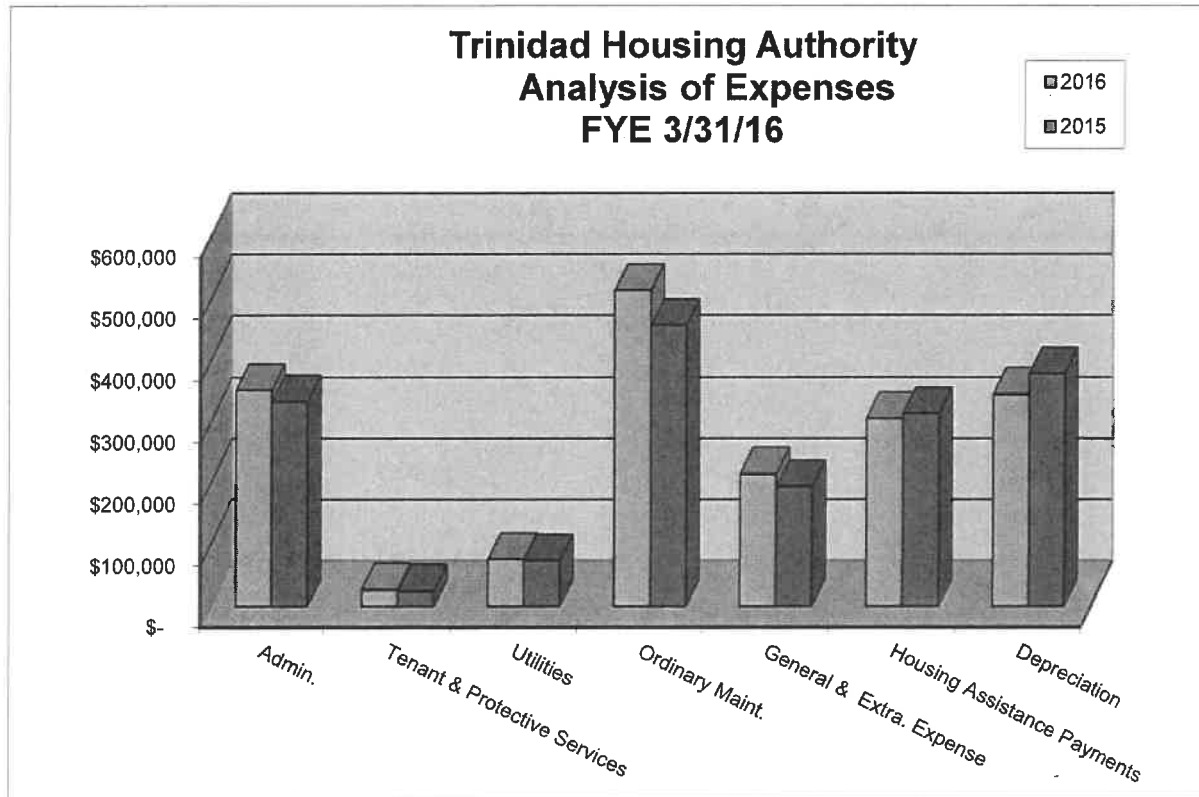
We have provided the following presentations to demonstrate the revenues and expenses by summarized account category:



HOUSING AUTHORITY OF THE CITY OF TRINIDAD  
Trinidad, Colorado

MANAGEMENT'S DISCUSSION AND ANALYSIS (MD&A) – (Continued)  
March 31, 2016

Housing Authority Activities & Highlights – (Continued)



*Capital Assets*

As of March 31, 2016, the Trinidad Housing Authority's net investment in capital assets was \$1,258,638. This investment includes land, building, site improvement, construction in progress, and equipment, less accumulated depreciation. Any debt associated with the asset including the principal balance of long term debt is deducted in this balance.

*Summary Statement of Capital Assets  
Years Ended March 31, 2016 and 2015*

<u>Category</u>	<u>FYE 2016</u>	<u>FYE 2015</u>	<u>Change \$</u>	<u>Change %</u>
Land	\$ 407,991	\$ 407,991	\$ -	0%
Buildings	12,426,362	11,996,047	430,315	4%
Equipment	248,600	248,600	-	0%
Site Improvement	8,508	8,508	-	0%
Construction in Progress	235,265	427,204	(191,939)	-45%
Accumulated Depreciation	(10,579,829)	(10,233,713)	(346,116)	3%
<b>Total Net Capital Assets</b>	<b>\$ 2,746,897</b>	<b>\$ 2,854,637</b>	<b>\$ (107,740)</b>	<b>-4%</b>

HOUSING AUTHORITY OF THE CITY OF TRINIDAD  
Trinidad, Colorado

MANAGEMENT'S DISCUSSION AND ANALYSIS (MD&A) – (Continued)  
March 31, 2016

---

**Housing Authority Activities & Highlights – (Continued)**

*Capital Assets – (Continued)*

Additions to buildings consist of apartment renovations utilizing the 2011, 2012, and 2013 CFP grants. Additions to construction in progress consist of N/C S/R renovations funded by a CDBG program.

*Long Term Debt Activity*

At March 31, 2016, the Housing Authority had \$1,488,259 in mortgages payable outstanding versus \$1,504,701 in the previous year, a decrease of 1%. During the fiscal year, the Housing Authority did not incur any additional debt. The amount classified at noncurrent is \$1,470,846.

In addition, the Authority classifies a portion of the employee's leave as long term debt. This is due to the Authority not anticipating to pay out the total amount in the following year. The amount listed as long term is \$19,534.

**Subsequent Event**

The Authority's Low Rent Housing Program faces a potential operating subsidy proration of 89% for the calendar year 2016.

The amount of funding for the 2016 calendar year for the Housing Choice Voucher Program has not been finalized by HUD. Estimated proration funding for administrative fees is 84% and HAP funding is 100%. These funding levels will result in higher revenues resulting in an increased level of services supported during the upcoming fiscal year.

A housing discrimination complaint was filed against THA and its Executive Director ("Respondents") on February 23, 2015 alleging that Respondents failed to make reasonable accommodation for the complainant's disability. The U.S. Department of Housing and Urban Development ("HUD") investigated the complaint under the Fair Housing Act, Section 504 of the Rehabilitation Act of 1973, and Title II of the Americans with Disabilities Act. Respondents denied all allegations of discrimination and vigorously contested the complaint. The parties settled these matters on May 12, 2016 through the execution of two Voluntary Compliance Agreements ("VCAs"). Compliance with the VCA will result in increased capital and administrative expenditures over the next four years.

**Request for Information**

This financial report is designed to provide a general overview of the Authority's accountability for all those interested.

If you should have additional questions regarding the financial information, you can contact our office in writing at the following address:

Trinidad Housing Authority  
Rosemarie Shier, Executive Director  
128 W First Street  
Trinidad, CO 81082

HOUSING AUTHORITY OF THE CITY OF TRINIDAD  
Trinidad, Colorado

**STATEMENT OF NET POSITION**  
March 31, 2016

**ASSETS**

Current Assets:

Cash and cash equivalents	\$	866,421
Cash - restricted		143,286
Investments		726,670
Receivables - net of allowances		7,780
Inventory - net of allowances		33,584
Prepaid expenses		43,920

Total Current Assets 1,821,661

Non-current Assets:

Capital assets:

Land and construction in progress		643,256
Other capital assets, net of depreciation		2,103,641

Total capital assets - net 2,746,897

Total Non-current Assets 2,746,897

Total Assets \$ 4,568,558

See accompanying notes to the basic financial statements

HOUSING AUTHORITY OF THE CITY OF TRINIDAD  
Trinidad, Colorado

STATEMENT OF NET POSITION - (Continued)  
March 31, 2016

**LIABILITIES**

Current Liabilities:

Accounts payable	\$	57,366
Accrued salaries and benefits		9,823
Tenant security deposit liability		66,155
Accrued compensated absences		19,626
Accrued interest payable		14,085
Current portion of long term debt		17,413
Unearned revenues		<u>7,004</u>

Total Current Liabilities 191,472

Non-current Liabilities:

Long term debt, net of current portion		1,470,846
Compensated absences		<u>19,534</u>

Total Non-current Liabilities 1,490,380

Total Liabilities 1,681,852

**NET POSITION**

Net investment in capital assets		1,258,638
Restricted		77,131
Unrestricted		<u>1,550,937</u>

Total Net Position 2,886,706

Total Liabilities and Net Position \$ 4,568,558

See accompanying notes to the basic financial statements

HOUSING AUTHORITY OF THE CITY OF TRINIDAD  
Trinidad, Colorado

**STATEMENT OF REVENUES, EXPENSES AND CHANGES IN NET POSITION**  
For the Year Ended March 31, 2016

<b>OPERATING REVENUES</b>	
Tenant revenue	\$ 432,029
Governmental grants and subsidy	1,605,444
Miscellaneous	33,310
Total operating revenue	<u>2,070,783</u>
<b>OPERATING EXPENSES</b>	
Administrative	353,020
Tenant services	17,928
Utilities	76,903
Ordinary maintenance and operations	515,675
Protective services	9,812
Insurance	75,539
General	81,847
Non routine maintenance	4,874
Housing assistance payment	307,245
Depreciation expense	346,116
Total operating expenses	<u>1,788,959</u>
Operating income (loss)	<u>281,824</u>
<b>NON-OPERATING REVENUES (EXPENSES)</b>	
Investment income	7,041
Interest expense	(54,203)
Net non-operating revenues (expenses)	<u>(47,162)</u>
Income (loss) before contributions and transfers	<u>234,662</u>
Capital contributions	<u>1,991</u>
Change in net position	236,653
Total net position - beginning of year	2,653,899
Prior period adjustments	<u>(3,846)</u>
Total net position - end of year	<u>\$ 2,886,706</u>

See accompanying notes to the basic financial statements

HOUSING AUTHORITY OF THE CITY OF TRINIDAD  
Trinidad, Colorado

**STATEMENT OF CASH FLOWS**  
For the Year Ended March 31, 2016

<b>CASH FLOWS FROM OPERATING ACTIVITIES</b>	
Received from tenants	\$ 426,523
Received from governmental grants and subsidy	1,613,946
Received from other operating activities	33,102
Payments for goods and services	(481,790)
Payments to employees	(645,368)
Payment in lieu of taxes	(30,466)
Payment for housing assistance	(307,245)
	<hr/>
Net cash provided by (used in) operating activities	608,702
	<hr/>
<b>CASH FLOWS FROM CAPITAL AND RELATED FINANCING ACTIVITIES</b>	
Proceeds from capital contributions	67,720
Purchases of capital assets	(233,883)
Principal paid on capital debt	(16,442)
Interest paid on capital debt	(64,357)
	<hr/>
Net cash provided by (used in) capital and related financing activities	(246,962)
	<hr/>
<b>CASH FLOWS FROM INVESTING ACTIVITIES</b>	
Proceeds (payments) from sale (purchase) of investments	(5,964)
Receipts of interest and dividends	7,033
	<hr/>
Net cash provided by (used in) investing activities	1,069
	<hr/>
Net increase (decrease) in cash and cash equivalents	362,809
Cash and cash equivalents at beginning of year	646,898
	<hr/>
Cash and cash equivalents at end of year	\$ <u>1,009,707</u>

See accompanying notes to the basic financial statements

HOUSING AUTHORITY OF THE CITY OF TRINIDAD  
Trinidad, Colorado

**STATEMENT OF CASH FLOWS - (Continued)**  
For the Year Ended March 31, 2016

**Reconciliation of operating income (loss) to net cash provided (used) by operating activities**

Operating income (loss)	\$	281,824
Adjustments to reconcile operating income (loss) to net cash provided (used) by operating activities:		
Depreciation expense		346,116
Change in assets and liabilities:		
Receivables, net		7,937
Inventories, net		2,045
Prepaid expenses		(37,777)
Accounts and other payables		6,449
Tenant security deposit		2,722
Unearned revenues		3,569
Compensated absences		(5,385)
Accrued expenses		1,202
Net cash provided by (used) by operating activities	\$	608,702

**Supplemental schedule of non-cash investing, capital and financing activities:**

The Authority purchased fixed assets during FY 2016 in the amount of \$230,265. In conjunction with the acquisition, liabilities were assumed as follows:

Fair value of capital assets acquired	\$	238,375
Cash paid for the capital assets		(233,883)
Liabilities assumed	\$	4,492

See accompanying notes to the basic financial statements



HOUSING AUTHORITY OF THE CITY OF TRINIDAD  
Trinidad, Colorado

NOTES TO THE BASIC FINANCIAL STATEMENTS - (Continued)  
March 31, 2016

---

**NOTE 1 – SUMMARY OF SIGNIFICANT ACCOUNTING POLICIES - (Continued)**

**1B. Basis of Presentation - (Continued)**

The Authority operates the following programs in the enterprise fund:

**Low Rent** – The objective of the program is to provide decent, safe and sanitary housing and related facilities for eligible low-income individuals.

**Capital Fund Program** – The purpose of this program is to provide funds annually to housing authorities for the modernization of the housing development and for management improvements.

**Housing Choice Vouchers** – The objective of the program is to help low-income families obtain decent, safe, and sanitary housing through a system of rental assistance. HUD reimburses the Authority for the rental supplements paid to private landlords and the administrative costs of managing the program.

**Business Activities** – The Authority acts as a managing agent for Corazon Square property. The Authority receives monthly payment as management fee for the upkeep of the property.

**Blended Component Unit (Corazon Square)** – The organization operates 50 unit apartment project located in Trinidad, Colorado under Federal Home Administration (FHA) Insured Project. Under this program, HUD provides Section 8 project-based assistance to the housing authorities to help bridge the gap between the rents needed to make a project feasible and the rents affordable to the tenants.

**Community Development Block Grant (CDBG)** – This program provides communities with resources to address a wide range of unique community development needs by providing decent housing, a suitable living environment, and opportunities to expand economic opportunities, principally for low- and moderate-income persons.

**1C. Measurement Focus and Basis of Accounting**

Measurement focus is a term used to describe “which” transactions are recorded within the various financial statements. Basis of accounting refers to “when” transactions are recorded regardless of the measurement focus applied.

Measurement Focus - The proprietary fund utilizes an “economic resources” measurement focus. The accounting objectives of this measurement focus are the determination of operating income, changes in net position (or cost recovery), financial position, and cash flows. All assets and liabilities (whether current or non-current) associated with their activities are reported. Proprietary fund equity is classified as net position.

Basis of Accounting - In the financial statements, the proprietary fund utilizes the accrual basis of accounting. Under the accrual basis of accounting, revenues are recognized when earned and expenses are recorded when the liability is incurred or economic asset used.

**1D. Budgets**

Budgets are prepared for regulatory purposes in accordance with the Authority’s contract with HUD on an annual basis for all operating programs and on a project length basis for capital projects funds which are approved by the Board of Commissioners and submitted to HUD for their approval, if required.

HOUSING AUTHORITY OF THE CITY OF TRINIDAD  
Trinidad, Colorado

**NOTES TO THE BASIC FINANCIAL STATEMENTS - (Continued)**  
March 31, 2016

---

**NOTE 1 – SUMMARY OF SIGNIFICANT ACCOUNTING POLICIES - (Continued)**

**1E. Estimates and assumptions**

The preparation of financial statements in conformity with generally accepted accounting principles require management to make estimates and assumptions that affect certain reported amounts and disclosures. Accordingly, actual results could vary from those estimates.

**1F. Assets, Liabilities, and Equity**

Cash and Investments

For the purpose of the Statement of Net Position, "cash and cash equivalents" includes all demand, savings accounts, and certificates of deposits or short-term investments with an original maturity of three months or less. For the purpose of the Statement of Cash Flows, "cash and cash equivalents" include all demand and savings accounts, and certificates of deposit or short-term investments with an original maturity of three months or less.

Investments are carried at fair value except for short-term U.S. Treasury obligations, if any, with a remaining maturity at the time of purchase of one year or less. Those investments, if any, are reported at amortized cost. Fair value is based on quoted market price. Additional cash and investment disclosures are presented in Notes 2B and 3A.

Inter-fund Receivables and Payables

During the course of operations, numerous transactions occur within individual funds that may result in amounts owed between funds. Inter-fund receivables and payables between funds are eliminated for financial statement presentation.

Receivables

Receivables consist of all revenues earned at year-end and not yet received. Allowances for uncollectible accounts receivable are based upon historical trends and the periodic aging of accounts receivable. Major receivable balances consist of other government and tenant accounts receivable.

Inventories

Inventories are accounted for under the consumption method and recorded at lower of cost or market. Inventories consist primarily of maintenance materials and supplies held for consumption. The cost of these supplies is regarded as an expenditure at the time the items are consumed. Inventories are classified as current assets on the Statement of Net Position, net of an allowance for obsolete inventory.

Fixed Assets

Fixed assets in the proprietary fund types are stated at historical cost, or estimated historical cost if actual is unavailable, except for donated fixed assets which are recorded at their estimated fair value at the date of donation. It is the policy of the Authority to capitalize all assets with a cost of \$1,000 or greater. The cost of maintenance and repairs are charged to operations as incurred. Costs of major additions, improvements, and betterments are capitalized.

HOUSING AUTHORITY OF THE CITY OF TRINIDAD  
Trinidad, Colorado

NOTES TO THE BASIC FINANCIAL STATEMENTS - (Continued)  
March 31, 2016

---

**NOTE 1 – SUMMARY OF SIGNIFICANT ACCOUNTING POLICIES - (Continued)**

**1F. Assets, Liabilities, and Equity - (Continued)**

Fixed Assets - (Continued)

Depreciation of all exhaustible fixed assets is charged as an expense against operations and is recorded in the Statement of Revenues, Expenses and Changes in Net Position with accumulated depreciation reflected in the Statement of Net Position. Depreciation is provided over the assets estimated useful lives using the straight-line method of depreciation. The range of estimated useful lives by type of asset is as follows:

Building	15-40 years
Furniture, equipment and machinery - dwelling	5 years
Furniture, equipment and machinery - administrative	3-15 years

Restricted Assets

Restricted assets include cash of the proprietary fund that are legally restricted as to their use. The primary restricted assets are related to the security deposit fund, HAP fund and reserve accounts under the Low Rent, Housing Choice Vouchers and Section 8 N/C program.

Compensated Absences

The Authority's policies regarding vacation time permit employees to accumulate earned but unused vacation leave. The liability for these compensated absences is recorded as long-term and short-term liabilities based on historical trends. Amounts not expected to be paid within the next fiscal year are classified as long-term liabilities.

Equity Classifications

Equity is classified as net position and displayed in three components:

- 1) Net investment in capital assets - Consists of capital assets including restricted capital assets, net of accumulated depreciation and reduced by the outstanding balances of any bonds, mortgages, notes, or other borrowing that are attributable to the acquisition, construction, or improvement of those assets.
- 2) Restricted net position - Consists of net position with constraints placed on the use either by (i) external groups such as creditors, grantors, contributors, or laws or regulations of other governments; (ii) law through constitutional provisions or enabling legislation.
- 3) Unrestricted net position - All other net position that do not meet the definition of "restricted" or "net investment in capital assets."

Use of Restricted/Unrestricted Net Position

When an expense is incurred for purposes for which both restricted and unrestricted are available, the Authority's policy is to apply restricted assets first.

HOUSING AUTHORITY OF THE CITY OF TRINIDAD  
Trinidad, Colorado

NOTES TO THE BASIC FINANCIAL STATEMENTS - (Continued)  
March 31, 2016

**NOTE 1 – SUMMARY OF SIGNIFICANT ACCOUNTING POLICIES - (Continued)**

**1G. Revenues, Expenditures, and Expenses**

Operating Revenues and Expenses

Operating revenues and expenses are those that result from providing services and delivering goods and/or services. It also includes all revenue and expenses not related to capital and related financing, non-capital financing, or investing activities.

Inter-fund Transfers

Permanent reallocation of resources between programs of the reporting entity is classified as inter-fund transfers. For the purposes of the Statement of Revenues, Expenses and Change in Net Position, all inter-fund transfers between individual programs, if any, have been eliminated.

**NOTE 2 – STEWARDSHIP, COMPLIANCE AND ACCOUNTABILITY**

The Authority and its component units, if any, are subject to various federal, state, and local laws and contractual regulations. An analysis of the Authority's compliance with significant laws and regulations and demonstration of its stewardship over Authority resources follows.

**2A. Program Accounting Requirements**

The Authority's complies with all state and local laws and regulations requiring the use of separate programs. The programs used by the Authority are as follows:

<u>Program</u>	<u>Required By</u>
Public and Indian Housing	U.S. Department of Housing and Urban Development
Blended Component Unit:	
- Corazon Square (Sec 8 N/C)	U.S. Department of Housing and Urban Development
Capital Fund Program	U.S. Department of Housing and Urban Development
Housing Choice Vouchers	U.S. Department of Housing and Urban Development
Community Development Block Grant	U.S. Department of Housing and Urban Development
Business Activities	Housing Authority

**2B. Deposits and Investments Laws and Regulations**

It is the Authority's policy for deposits to be secured by collateral valued at market or par, whichever is lower, less the amount of the Federal Deposit Insurance Corporation (FDIC) insurance. The Authority must maintain a written collateral agreement from all financial institutions. As reflected in Note 3A, all deposits were fully insured or collateralized.

Investing is performed in accordance with HUD regulations and State Statutes. Funds may be invested in the following type of investments:

- Direct obligations of the U.S. Government pledged by its full faith and credit.
- Demand, savings, money-market and certificates of deposit at commercial banks, mutual savings banks, savings and loan associations and credit unions provided that the entire deposit be insured by the FDIC and any deposits in excess of insured amounts are adequately collateralized.

HOUSING AUTHORITY OF THE CITY OF TRINIDAD  
Trinidad, Colorado

**NOTES TO THE BASIC FINANCIAL STATEMENTS - (Continued)**  
March 31, 2016

**NOTE 2 – STEWARDSHIP, COMPLIANCE AND ACCOUNTABILITY - (Continued)**

**2C. Revenue Restrictions**

The Authority has various restrictions placed over certain revenue sources. The primary restricted revenue sources include:

<u>Revenue Source</u>	<u>Legal Restrictions of Use</u>
Capital Fund Program	Modernization
HAP Grant	Housing assistance payments
CDBG	Community development

For the year ended March 31, 2016, the Authority complied, in all material respects, with these revenue restrictions.

**NOTE 3 – DETAIL NOTES ON TRANSACTION CLASSES/ACCOUNTS**

The following notes present detail information to support the amounts reported in the basic financial statements for its various assets, liabilities, equity, revenues, and expenditures/expenses.

**3A. Cash and Investments**

As of March 31, 2016, the Authority had the following cash deposits and investments:

Cash deposits	\$ 1,009,307
Petty cash	400
Certificate of deposit	<u>726,670</u>
<b>Total</b>	<b>\$ <u>1,736,377</u></b>

Following is a reconciliation of the Authority's deposit balances as of March 31, 2016:

Cash and cash equivalents	\$ 866,421
Restricted assets	143,286
Investments	<u>726,670</u>
<b>Total</b>	<b>\$ <u>1,736,377</u></b>

**Deposits**

Custodial Credit Risk - Deposits

For an investment, custodial credit risk is the risk that, in the event of the failure of the counterparty, the Authority will not be able to recover the value of its investment or collateral securities that are in the possession of an outside party. At March 31, 2016, the Authority's bank balances of \$1,046,463 were entirely covered by FDIC insurance or by pledged collateral held by the Authority's agent bank.

HOUSING AUTHORITY OF THE CITY OF TRINIDAD  
Trinidad, Colorado

**NOTES TO THE BASIC FINANCIAL STATEMENTS - (Continued)**  
March 31, 2016

**NOTE 3 – DETAIL NOTES ON TRANSACTION CLASSES/ACCOUNTS - (Continued)**

**3A. Cash and Investments – (Continued)**

**Investments**

Custodial Credit Risk - Investments

The custodial credit risk for *investments* is the risk that, in the event of the failure of the counterparty, the Authority will not be able to recover the value of its investment or collateral securities that are in the possession of an outside party. At March 31, 2016, the Authority's investment balance of \$726,670 was entirely covered by FDIC insurance or by pledged collateral held by the Authority's agent bank.

The State of Colorado's (the State) Public Deposit Protection Act (PDPA) precludes the Authority from requiring banks to hold securities in the Authority's name. The Authority deposits are subject to and in accordance with the PDPA. Under this act, all uninsured deposits are fully collateralized. The eligible collateral pledged is held in custody by any Federal Reserve Bank, or branch thereof, or held in escrow by some other bank in a manner prescribed by rule and regulation, or is segregated from other trust department securities. All collateral so held must be clearly identified as being securities maintained or pledged for the aggregate amount of public deposits accepted and held on deposit by the eligible public depository. The depository has the right at any time to make substitutions of eligible collateral maintained or pledged and must at all times be entitled to collect and retain all income derived from those investments without restriction.

Interest Rate Risk

The Authority does not have a formal investment policy that limits investment maturities as a means of managing its exposure to fair value losses arising from increasing interest rates.

Credit Risk

State law limits investment in commercial paper, corporate bonds, and mutual bond funds to the top two ratings issued by nationally recognized statistical rating organization. As the Authority's investments consist entirely of certificate of deposits, credit risk is not applicable to the Housing Authority.

Concentration of Credit Risk

The Authority places no limit on the amount the Authority may invest in any one issuer. At March 31, 2016, the concentration of the Authority's investment (excluding cash deposits) was as follows:

<u>Type of Investment</u>	<u>Market Value</u>	<u>Maturity Date</u>
Certificate of Deposit	\$ 110,375	7/19/2016
Certificate of Deposit	77,564	2/15/2017
Certificate of Deposit	134,922	12/30/2017
Certificate of Deposit	131,985	4/20/2016
Certificate of Deposit	134,083	4/30/2016
Certificate of Deposit	<u>137,741</u>	1/18/2018
Total	<u>\$ 726,670</u>	

HOUSING AUTHORITY OF THE CITY OF TRINIDAD  
Trinidad, Colorado

**NOTES TO THE BASIC FINANCIAL STATEMENTS - (Continued)**  
March 31, 2016

**NOTE 3 – DETAIL NOTES ON TRANSACTION CLASSES/ACCOUNTS - (Continued)**

**3B. Restricted Assets**

Restricted assets at March 31, 2016 consist of the following:

<u>Type of Restricted Assets</u>	<u>Cash Including Time Deposits</u>	<u>Investments</u>	<u>Accrued Interest</u>	<u>Total</u>
Reserve account	\$ 64,099	\$ ----	\$ ----	\$ 64,099
HAP	13,032	----	----	13,032
Security deposit	66,155	----	----	66,155
	<hr/>	<hr/>	<hr/>	<hr/>
Total	<u>\$ 143,286</u>	<u>\$ ----</u>	<u>\$ ----</u>	<u>\$ 143,286</u>

**3C. Receivables**

Receivables at March 31, 2016, consist of the following:

Tenants - net of allowance	\$ 3,365
Less: Allowance for doubtful account - tenants	(1,066)
Fraud recovery	1,890
Less: Allowance for doubtful account - fraud	<u>(1,280)</u>
	<hr/>
Tenants - net of allowance	2,909
Other government	4,493
Interest	<u>378</u>
	<hr/>
Total Accounts Receivable	<u>\$ 7,780</u>

**3D. Inventory**

Inventory at March 31, 2016 comprised of the following:

Inventory	\$ 37,315
Less: Allowance for obsolete inventory	<u>(3,731)</u>
	<hr/>
Inventory - net of allowance	<u>\$ 33,584</u>

HOUSING AUTHORITY OF THE CITY OF TRINIDAD  
Trinidad, Colorado

**NOTES TO THE BASIC FINANCIAL STATEMENTS - (Continued)**  
March 31, 2016

**NOTE 3 – DETAIL NOTES ON TRANSACTION CLASSES/ACCOUNTS - (Continued)**

**3E. Capital Assets**

A summary of capital asset activity for the year ended March 31, 2016 is as follows:

	<u>Balance April 1, 2015</u>	<u>Additions</u>	<u>(Retirement)</u>	<u>Reclass/ Transfers in (out)</u>	<u>Balance March 31, 2016</u>
<b>Non-depreciable assets:</b>					
Land	\$ 407,991	\$ -	\$ -	\$ -	\$ 407,991
Construction in progress	427,204	230,265	-	(422,204)	235,265
<b>Total non-depreciable assets</b>	<u>835,195</u>	<u>230,265</u>	<u>-</u>	<u>(422,204)</u>	<u>643,256</u>
<b>Depreciable assets:</b>					
Building	11,996,047	8,111	-	422,204	12,426,362
Equipment - dwelling	24,758	-	-	-	24,758
Equipment - administration	223,842	-	-	-	223,842
Leasehold improvements	8,508	-	-	-	8,508
<b>Total depreciable assets</b>	<u>12,253,155</u>	<u>8,111</u>	<u>-</u>	<u>422,204</u>	<u>12,683,470</u>
<b>Accumulated depreciation</b>	<u>(10,233,713)</u>	<u>(346,116)</u>	<u>-</u>	<u>-</u>	<u>(10,579,829)</u>
<b>Total depreciable assets, net</b>	<u>2,019,442</u>	<u>(338,005)</u>	<u>-</u>	<u>422,204</u>	<u>2,103,641</u>
<b>Capital assets, net</b>	<u>\$ 2,854,637</u>	<u>\$ (107,740)</u>	<u>\$ -</u>	<u>\$ -</u>	<u>\$ 2,746,897</u>

Depreciation expense is charged to programs as follows:

<u>Business-type Activities</u>	
Low Rent	\$ 275,558
CFP	21,783
Corazon Square	48,775
<b>Total depreciation expense</b>	<u>\$ 346,116</u>

**3F. Accounts Payable**

Accounts payable at March 31, 2016, consist of the following:

Vendors & contractors	\$ 14,805
PILOT	33,379
Accrued utilities	9,182
<b>Total Accounts Payable</b>	<u>\$ 57,366</u>

HOUSING AUTHORITY OF THE CITY OF TRINIDAD  
Trinidad, Colorado

**NOTES TO THE BASIC FINANCIAL STATEMENTS - (Continued)**  
March 31, 2016

**NOTE 3 – DETAIL NOTES ON TRANSACTION CLASSES/ACCOUNTS - (Continued)**

**3G. Non-current Liabilities**

Non-current liabilities at March 31, 2016, consist of the following:

Accrued compensated absences	\$	19,534
Mortgage payable		<u>1,470,846</u>
Total Non-Current Liabilities	\$	<u>1,490,380</u>

The following is the summary of changes in long-term liabilities:

	<u>Balance April 1, 2015</u>	<u>Additions</u>	<u>Deductions</u>	<u>Balance March 31, 2016</u>	<u>Amounts Due within One Year</u>
Accrued compensated absences	24,369	---	4,835	19,534	19,626
Mortgage payable	<u>1,488,337</u>	---	<u>17,491</u>	<u>1,470,846</u>	<u>17,413</u>
Total Non-Current Liabilities	\$ <u>1,512,706</u>	\$ ---	\$ <u>22,326</u>	\$ <u>1,490,380</u>	\$ <u>37,039</u>

**Annual Debt Service Requirements**

The long term debt consists of the following mortgages:

The Authority has a mortgage payable to Colorado Housing and Finance Corporation which is due in monthly installments of \$3,949, including principal and interest, with final maturity scheduled for March 2034 at an interest rate of 5.75%. The balance due as of March 31, 2016 is \$529,217 (including current portion). The Corazon Square apartment project serves as collateral for this loan.

Additionally, the Authority has a second and third mortgage payable to Federal Housing Administration obtained through the Mark to Market program, consisting of a mortgage restructuring in the amount of \$841,541 and \$117,501 respectively. These mortgages have a maturity date of March 1, 2034 at an interest rate of 5.00%. Principal is due in full at maturity, however, if the Authority operates the Corazon Square project as affordable housing until maturity, the second and third mortgages will be forgiven. The Corazon Square apartment project serves as collateral for this loan.

HOUSING AUTHORITY OF THE CITY OF TRINIDAD  
Trinidad, Colorado

**NOTES TO THE BASIC FINANCIAL STATEMENTS - (Continued)**  
March 31, 2016

**NOTE 3 – DETAIL NOTES ON TRANSACTION CLASSES/ACCOUNTS - (Continued)**

**3G. Non-current Liabilities - (Continued)**

The annual debt service requirements to maturity for long-term debt as of March 31, 2016, are as follows:

<u>Year Ending March 31,</u>	<u>Principal</u>	<u>Interest</u>	<u>Total</u>
2017	\$ 17,413	\$ 29,976	\$ 47,389
2018	18,441	28,948	47,389
2019	19,529	27,859	47,388
2020	20,682	26,706	47,388
2021	21,904	25,485	47,389
2022-2026	130,511	106,431	236,942
2027-2031	173,864	63,078	236,942
2032-maturity	<u>1,085,915</u>	<u>11,230</u>	<u>1,097,145</u>
	<u>\$ 1,488,259</u>	<u>\$ 319,713</u>	<u>\$ 1,807,972</u>

**3H. Inter-program Transactions and Balances**

Transfers are used to move revenues from one program to the other program in accordance with the budgetary authorizations.

Operating Transfers

	<u>Transfers In</u>	<u>Transfers Out</u>
Low Rent	\$ 246,742	\$ -
Sec 8 New Construction	7,200	-
Capital Fund Program	-	246,742
Business Activities	<u>-</u>	<u>7,200</u>
Total	<u>\$ 253,942</u>	<u>\$ 253,942</u>

**3I. - Prior Period Error Correction**

**Capital Fund Program**

Accounts Receivable – HUD – To reclass cost to Low Rent charged to CFP 2012 grant in error previously.

\$ (3,846)

HOUSING AUTHORITY OF THE CITY OF TRINIDAD  
Trinidad, Colorado

**NOTES TO THE BASIC FINANCIAL STATEMENTS - (Continued)**  
March 31, 2016

---

**NOTE 4 – OTHER NOTES**

**4A. Employee Pension Plan**

The Authority provides pension benefits for all of its full-time employees through a defined contribution plan with Met Life. In a defined contribution plan, benefits depend solely on amounts contributed to the plan plus investment earnings. The plan requires the Authority to contribute 3% of covered wages. Benefits are fully vested at the time of employment.

The following information related to the defined contribution plan at March 31, 2016:

Total payroll	\$	519,714
Total payroll for eligible participants	\$	196,934
Employer contributions made	\$	5,908

**4B. Commitments – Construction**

At March 31, 2016, the Authority had no pending construction project in progress.

**4C. Contingencies**

The Authority is subject to possible examinations made by Federal and State authorities who determine compliance with terms, conditions, laws and regulations governing other grants given to the Authority in the current and prior years.

The Authority was involved in an ongoing investigation by the HUD for housing discrimination case filed by a tenant. The case was settled subsequently by the Authority's insurance company.

**4D. Risk Management**

The Authority is exposed to various risks of losses related to torts; theft of, damage to, or destruction of assets; errors and omissions; injuries to employees; employee's health and life; and natural disasters. Claims liabilities are reported when it is probable that a loss has occurred and the amount of that loss can be reasonably estimated. The Authority manages these various risks of loss as follows:

<u>Type of Loss</u>	<u>Method Managed</u>
a. Torts, errors and omissions	Purchased insurance with State Farm Insurance.
b. Injuries to employees (workers' compensation)	Purchased insurance with Pinnacol Assurance. Claims are administered by the same company.
c. Physical property loss and natural disasters	Purchased commercial insurance with \$20,000 deductibles.
d. Health and life	Purchased health insurance from Blue Cross Blue Shield; Life insurance is provided by Guardian Inc.

Management believes such coverage is sufficient to preclude any significant uninsured losses to the Authority. Settled claims have not exceeded this insurance coverage in any of the past three fiscal years.

HOUSING AUTHORITY OF THE CITY OF TRINIDAD  
Trinidad, Colorado

**NOTES TO THE BASIC FINANCIAL STATEMENTS - (Continued)**  
March 31, 2016

---

**NOTE 4 – OTHER NOTES - (Continued)**

**4E. Financial Data Schedule**

The Authority prepares its Financial Data Schedule (FDS) in accordance with HUD requirements in a prescribed format which differs from the presentation of the basic financial statements. The FDS format excludes depreciation expense, casualty losses and Housing Assistance Payment (HAP) and includes investment income and capital contributions in operating activities, which differs from the presentation of basic financial statements.

**4F. Subsequent Events**

Events that occur after the balance sheet date but before the financial statements were issued must be evaluated for recognition or disclosure. The effects of subsequent events that provide evidence about conditions that existed at the balance sheet date are recognized in the accompanying financial statements. Subsequent events, which provide evidence about conditions that existed after the balance sheet date, require disclosure in the accompanying notes. Management evaluated the activity of the Authority through June 27, 2016 and concluded that no subsequent events have occurred that would require adjustment to or disclosures within these financial statements.

**4G. Economic Dependency**

The Authority is primarily dependent upon HUD for the funding of operations; therefore, the Authority is affected more by the federal budget than by local economic conditions. The funding of programs could be significantly affected by the 2017 federal budget.

HOUSING AUTHORITY OF THE CITY OF TRINIDAD  
Trinidad, Colorado

**PHA'S STATEMENT OF CERTIFICATION OF ACTUAL MODERNIZATION COST**  
March 31, 2016

---

1. Actual Capital Fund Program costs are as follows:

	<u>CFP 501-11</u>
Funds approved	\$ 274,352
Funds expended	<u>274,352</u>
Excess of Funds Approved	<u>\$ ---</u>
Funds advanced	\$ 274,352
Funds expended	<u>274,352</u>
Excess (deficiency) of Funds Advanced	<u>\$ ---</u>

2. The costs as shown on the Actual Cost Certificate dated July 17, 2015 submitted to HUD for approval is in agreement with the Authority's records as of March 31, 2016.
3. All costs have been paid and all related liabilities have been discharged through payments.

HOUSING AUTHORITY OF THE CITY OF TRINIDAD  
Trinidad, Colorado

**PHA'S STATEMENT OF CERTIFICATION OF ACTUAL MODERNIZATION COST**  
March 31, 2016

---

1. Actual Capital Fund Program costs are as follows:

	<u>CFP 501-12</u>
Funds approved	\$ 245,571
Funds expended	<u>245,571</u>
Excess of Funds Approved	<u>\$ ---</u>
Funds advanced	\$ 245,571
Funds expended	<u>245,571</u>
Excess (deficiency) of Funds Advanced	<u>\$ ---</u>

2. The costs as shown on the Actual Cost Certificate dated March 2, 2016 submitted to HUD for approval is in agreement with the Authority's records as of March 31, 2016.
3. All costs have been paid and all related liabilities have been discharged through payments.

HOUSING AUTHORITY OF THE CITY OF TRINIDAD  
Trinidad, Colorado

**PHA'S STATEMENT OF CERTIFICATION OF ACTUAL MODERNIZATION COST**  
March 31, 2016

---

1. Actual Capital Fund Program costs are as follows:

	<u>CFP 501-13</u>
Funds approved	\$ 253,426
Funds expended	<u>253,426</u>
Excess of Funds Approved	<u>\$ ---</u>
Funds advanced	\$ 253,426
Funds expended	<u>253,426</u>
Excess (deficiency) of Funds Advanced	<u>\$ ---</u>

2. The costs as shown on the Actual Cost Certificate dated June 9, 2016 submitted to HUD for approval is in agreement with the Authority's records as of March 31, 2016.

3. All costs have been paid and all related liabilities have been discharged through payments.

HOUSING AUTHORITY OF THE CITY OF TRINIDAD  
Trinidad, Colorado

**SCHEDULE OF EXPENDITURES OF FEDERAL AWARDS**  
Year Ended March 31, 2016

Federal Grantor	Federal CFDA #	Expenditures
<b><u>U.S. Department of Housing and Urban Development</u></b>		
Low Rent Program	14.850	\$ 589,998
Capital Fund Program	14.872	248,733
Housing Choice Vouchers	14.871	363,317
Section 8 New Construction & Substantial Rehabilitation	14.182	179,399
Supportive Housing for the Elderly	14.157	* 1,488,259
Passed through the State of Colorado: Community Development Block Grants/State's program and Non-Entitlement Grants in Hawaii	14.228	<u>225,988</u>
<b>Total Federal Awards</b>		<b>\$ <u>3,095,694</u></b>

\* Consists of principal loan balance at March 31, 2016.

**NOTE 1 – BASIS OF PRESENTATION**

The accompanying schedule of expenditures of federal awards (Schedule) includes the federal grant activity of the Housing Authority of the City of Trinidad (Authority) under programs of the federal government for the year ended March 31, 2016. The information in this Schedule is presented in accordance with the requirements of Title 2 U.S. Code of Federal Regulations Part 200, *Uniform Administrative Requirements, Cost Principles, and Audit Requirements of Federal Awards* (Uniform Guidance). Because the Schedule presents only a selected portion of the operations of the Authority, it is not intended to and does not present the financial position, changes in net position, or cash flows of the Authority.

**NOTE 2 – SUMMARY OF SIGNIFICANT ACCOUNTING POLICIES**

Expenditures reported on the Schedule are reported on the accrual basis of accounting. Such expenditures are recognized following the cost principles contained in the Uniform Guidance, wherein certain types of expenditures are not allowable or are limited as to reimbursement.

HOUSING AUTHORITY OF THE CITY OF TRINIDAD  
Trinidad, Colorado

**FINANCIAL DATA SCHEDULE**  
Year Ended March 31, 2016

	Project Total	14.228 Community Development Block Grants/State's Program	14.871 Housing Choice Vouchers	14.182 N/C S/R Section 8 Programs	I Business Activities	Subtotal	ELJM	Total
111 Cash - Unrestricted	\$828,613		\$13,806	\$12,321	\$11,681	\$866,421		\$866,421
113 Cash - Other Restricted			\$13,032	\$64,099		\$77,131		\$77,131
114 Cash - Tenant Security Deposits	\$52,421			\$13,734		\$66,155		\$66,155
100 Total Cash	\$881,034	\$0	\$26,838	\$90,154	\$11,681	\$1,009,707	\$0	\$1,009,707
124 Accounts Receivable - Other Government		\$4,493				\$4,493		\$4,493
126 Accounts Receivable - Tenants	\$3,208			\$157		\$3,365		\$3,365
126.1 Allowance for Doubtful Accounts - Tenants	-\$1,058			-\$8		-\$1,066		-\$1,066
128 Fraud Recovery	\$1,162		\$728			\$1,890		\$1,890
128.1 Allowance for Doubtful Accounts - Fraud	-\$698		-\$582			-\$1,280		-\$1,280
129 Accrued Interest Receivable	\$378					\$378		\$378
120 Total Receivables, Net of Allowances for Doubtful Accounts	\$2,992	\$4,493	\$146	\$149	\$0	\$7,780	\$0	\$7,780
131 Investments - Unrestricted	\$726,670					\$726,670		\$726,670
142 Prepaid Expenses and Other Assets	\$39,386		\$44	\$4,472	\$18	\$43,920		\$43,920
143 Inventories	\$35,903			\$1,412		\$37,315		\$37,315
143.1 Allowance for Obsolete Inventories	-\$3,590			-\$141		-\$3,731		-\$3,731
150 Total Current Assets	\$1,682,395	\$4,493	\$27,028	\$96,046	\$11,699	\$1,821,661	\$0	\$1,821,661
161 Land	\$381,908			\$10,000	\$16,083	\$407,991		\$407,991
162 Buildings	\$10,640,174			\$1,786,188		\$12,426,362		\$12,426,362
163 Furniture, Equipment & Machinery - Dwellings	\$24,758					\$24,758		\$24,758
164 Furniture, Equipment & Machinery - Administration	\$206,154			\$17,688		\$223,842		\$223,842
165 Leasehold Improvements					\$8,508	\$8,508		\$8,508
166 Accumulated Depreciation	-\$8,917,800			-\$1,662,029	\$0	-\$10,579,829		-\$10,579,829
167 Construction in Progress		\$230,988		\$4,277		\$235,265		\$235,265
168 Infrastructure								
160 Total Capital Assets, Net of Accumulated Depreciation	\$2,335,194	\$230,988	\$0	\$156,124	\$24,591	\$2,746,897	\$0	\$2,746,897

HOUSING AUTHORITY OF THE CITY OF TRINIDAD  
Trinidad, Colorado

**FINANCIAL DATA SCHEDULE - (Continued)**  
Year Ended March 31, 2016

	14.228 Community Development Block Grants/State's Program	14.871 Housing Choice Vouchers	14.182 N/C S/R Section 8 Programs	1 Business Activities	Subtotal	ELIM	Total
180 Total Non-Current Assets	\$230,988	\$0	\$156,124	\$24,591	\$2,746,897	\$0	\$2,746,897
290 Total Assets and Deferred Outflow of Resources	\$235,481	\$27,028	\$252,170	\$36,290	\$4,568,558	\$0	\$4,568,558
312 Accounts Payable <= 90 Days	\$4,493	\$195	\$689	\$610	\$14,805		\$14,805
321 Accrued Wage/Payroll Taxes Payable		\$48	\$2,902		\$9,823		\$9,823
322 Accrued Compensated Absences - Current Portion		\$948	\$4,499	\$390	\$19,626		\$19,626
325 Accrued Interest Payable			\$14,085		\$14,085		\$14,085
333 Accounts Payable - Other Government			\$10,801		\$33,379		\$33,379
341 Tenant Security Deposits		\$1,952	\$13,734		\$66,155		\$66,155
342 Unearned Revenue			\$1,128		\$7,004		\$7,004
343 Current Portion of Long-term Debt - Capital Projects/Mortgage Revenue			\$17,413		\$17,413		\$17,413
346 Accrued Liabilities - Other			\$6,622		\$9,182		\$9,182
310 Total Current Liabilities	\$4,493	\$3,143	\$71,873	\$1,000	\$191,472	\$0	\$191,472
351 Long-term Debt, Net of Current - Capital Projects/Mortgage Revenue			\$1,470,846		\$1,470,846		\$1,470,846
354 Accrued Compensated Absences - Non Current		\$1,132	\$2,435	\$452	\$19,534		\$19,534
350 Total Non-Current Liabilities	\$0	\$1,132	\$1,473,281	\$452	\$1,490,380	\$0	\$1,490,380
300 Total Liabilities	\$4,493	\$4,275	\$1,545,154	\$1,452	\$1,681,852	\$0	\$1,681,852
508.4 Net Investment in Capital Assets	\$230,988		\$1,332,135	\$24,591	\$1,258,638		\$1,258,638
511.4 Restricted Net Position		\$13,032	\$64,099		\$77,131		\$77,131
512.4 Unrestricted Net Position	\$0	\$9,721	\$-24,948	\$10,247	\$1,550,937		\$1,550,937
513 Total Equity - Net Assets / Position	\$230,988	\$22,753	\$1,292,984	\$34,838	\$2,886,706	\$0	\$2,886,706
600 Total Liabilities, Deferred Inflows of Resources and Equity - Net	\$235,481	\$27,028	\$252,170	\$36,290	\$4,568,558	\$0	\$4,568,558
Project Total	\$2,335,194						

HOUSING AUTHORITY OF THE CITY OF TRINIDAD  
Trinidad, Colorado

FINANCIAL DATA SCHEDULE - (Continued)  
Year Ended March 31, 2016

	Project Total	14.228 Community Development Block Grants/State's Program	14.871 Housing Choice Vouchers	14.182 N/C S/R Section 8 Programs	1 Business Activities	Subtotal	ELIM	Total
70300 Net Tenant Rental Revenue	\$250,986			\$159,709		\$410,695		\$410,695
70400 Tenant Revenue - Other	\$20,335			\$999		\$21,334		\$21,334
70500 Total Tenant Revenue	\$271,321	\$0	\$0	\$160,708	\$0	\$432,029	\$0	\$432,029
70600 HUD PHA Operating Grants	\$836,740		\$363,317	\$179,399		\$1,379,456		\$1,379,456
70610 Capital Grants	\$1,991					\$1,991		\$1,991
70800 Other Government Grants		\$225,988				\$225,988		\$225,988
71100 Investment Income - Unrestricted	\$6,919		\$39	\$59	\$17	\$7,034		\$7,034
71400 Fraud Recovery			\$284			\$284		\$284
71500 Other Revenue	\$16,167		\$3,763	\$5,757	\$19,339	\$45,026	-\$12,000	\$33,026
72000 Investment Income - Restricted				\$7		\$7		\$7
70000 Total Revenue	\$1,133,138	\$225,988	\$367,403	\$345,930	\$19,356	\$2,091,815	-\$12,000	\$2,079,815
91100 Administrative Salaries	\$151,301		\$27,055	\$16,118	\$6,414	\$200,888		\$200,888
91200 Auditing Fees	\$5,422		\$292	\$3,880	\$117	\$9,711		\$9,711
91300 Management Fee				\$12,000		\$12,000	-\$12,000	\$0
91400 Advertising and Marketing	\$1,360		\$225	\$895	\$459	\$2,939		\$2,939
91500 Employee Benefit contributions - Administrative	\$41,366		\$9,216	\$2,685	\$1,851	\$55,118		\$55,118
91600 Office Expenses	\$23,564		\$1,791	\$10,997	\$1,546	\$37,898		\$37,898
91700 Legal Expense	\$2,338		\$32	\$8,439	\$13	\$10,822		\$10,822
91800 Travel	\$4,400		\$253		\$581	\$5,234		\$5,234
91810 Allocated Overhead								
91900 Other	\$16,981		\$1,328	\$6,141	\$5,960	\$30,410		\$30,410
91000 Total Operating - Administrative	\$246,732	\$0	\$40,192	\$61,155	\$16,941	\$365,020	-\$12,000	\$353,020
92100 Tenant Services - Salaries	\$2,831			\$10,221		\$13,052		\$13,052
92300 Employee Benefit Contributions - Tenant Services	\$220			\$1,662		\$1,882		\$1,882
92400 Tenant Services - Other	\$1,398			\$1,596		\$2,994		\$2,994
92500 Total Tenant Services	\$4,449	\$0	\$0	\$13,479	\$0	\$17,928	\$0	\$17,928

HOUSING AUTHORITY OF THE CITY OF TRINIDAD  
Trinidad, Colorado

**FINANCIAL DATA SCHEDULE - (Continued)**  
Year Ended March 31, 2016

	14,228 Community Development Block Grants/State's Program	14,871 Housing Choice Vouchers	14,182 N/C S/R Section 8 Programs	I Business Activities	Subtotal	ELJM	Total
93100 Water	\$6,306		\$3,549		\$9,855		\$9,855
93200 Electricity	\$6,055		\$35,142		\$41,197		\$41,197
93300 Gas	\$4,053		\$9,892		\$13,945		\$13,945
93600 Sewer	\$8,793		\$3,113		\$11,906		\$11,906
93000 Total Utilities	\$25,207	\$0	\$51,696	\$0	\$76,903	\$0	\$76,903
94100 Ordinary Maintenance and Operations - Labor	\$217,843		\$41,816		\$259,659		\$259,659
94200 Ordinary Maintenance and Operations - Materials and Other	\$62,661		\$37,928		\$100,589		\$100,589
94300 Ordinary Maintenance and Operations Contracts	\$44,760		\$45,973		\$90,733		\$90,733
94500 Employee Benefit Contributions - Ordinary Maintenance	\$57,662		\$7,032		\$64,694		\$64,694
94000 Total Maintenance	\$382,926	\$0	\$132,749	\$0	\$515,675	\$0	\$515,675
95100 Protective Services - Labor			\$8,288		\$8,288		\$8,288
95300 Protective Services - Other	\$118				\$118		\$118
95500 Employee Benefit Contributions - Protective Services			\$1,406		\$1,406		\$1,406
95000 Total Protective Services	\$118	\$0	\$9,694	\$0	\$9,812	\$0	\$9,812
96110 Property Insurance	\$38,174		\$9,207		\$47,381		\$47,381
96120 Liability Insurance	\$99	\$5		\$2	\$106		\$106
96130 Workmen's Compensation	\$14,312	\$778	\$4,985	\$308	\$20,383		\$20,383
96140 All Other Insurance	\$7,387	\$199		\$83	\$7,669		\$7,669
96100 Total Insurance Premiums	\$59,972	\$982	\$14,192	\$393	\$75,539	\$0	\$75,539
96200 Other General Expenses	\$399	\$71	\$120	\$237	\$827		\$827
96210 Compensated Absences	\$25,667	\$1,701	\$8,020	\$557	\$35,945		\$35,945
96300 Payments in Lieu of Taxes	\$22,578		\$10,801		\$33,379		\$33,379
96400 Bad debt - Tenant Rents	\$9,366		\$2,074		\$11,440		\$11,440
96600 Bad debt - Other		\$256			\$256		\$256
96000 Total Other General Expenses	\$58,010	\$2,028	\$21,015	\$794	\$81,847	\$0	\$81,847

HOUSING AUTHORITY OF THE CITY OF TRINIDAD  
Trinidad, Colorado

**FINANCIAL DATA SCHEDULE - (Continued)**  
Year Ended March 31, 2016

	Project Total	14,228 Community Development Block Grants/State's Program	14,871 Housing Choice Vouchers	14,182 N/C S/R Section 8 Programs	1 Business Activities	Subtotal	ELIM	Total
96710 Interest of Mortgage (or Bonds) Payable				\$54,203		\$54,203		\$54,203
96700 Total Interest Expense and Amortization Cost	\$0	\$0	\$0	\$54,203	\$0	\$54,203	\$0	\$54,203
96900 Total Operating Expenses	\$777,414	\$0	\$43,202	\$358,183	\$18,128	\$1,196,927	-\$12,000	\$1,184,927
97000 Excess of Operating Revenue over Operating Expenses	\$355,724	\$225,988	\$324,201	-\$12,253	\$1,228	\$894,888	\$0	\$894,888
97200 Casualty Losses - Non-capitalized	\$4,874					\$4,874		\$4,874
97300 Housing Assistance Payments			\$304,167			\$304,167		\$304,167
97350 HAP Portability-In			\$3,078			\$3,078		\$3,078
97400 Depreciation Expense	\$297,341			\$48,775		\$346,116		\$346,116
90000 Total Expenses	\$1,079,629	\$0	\$350,447	\$406,958	\$18,128	\$1,855,162	-\$12,000	\$1,843,162
10010 Operating Transfer In	\$246,742			\$7,200		\$253,942	-\$253,942	\$0
10020 Operating transfer Out	-\$246,742				-\$7,200	-\$253,942	\$253,942	\$0
10100 Total Other financing Sources (Uses)	\$0	\$0	\$0	\$7,200	-\$7,200	\$0	\$0	\$0
10000 Excess (Deficiency) of Total Revenue Over (Under) Total Expenses	\$53,509	\$225,988	\$16,956	-\$53,828	-\$5,972	\$236,653	\$0	\$236,653
11020 Required Annual Debt Principal Payments	\$0	\$0	\$0	\$16,442	\$0	\$16,442		\$16,442
11030 Beginning Equity	\$3,841,448	\$5,000	\$5,797	-\$1,239,156	\$40,810	\$2,653,899		\$2,653,899
11040 Prior Period Adjustments, Equity Transfers and Correction of Errors	-\$3,846			\$0	\$0	-\$3,846		-\$3,846
11170 Administrative Fee Equity			\$9,721			\$9,721		\$9,721
11180 Housing Assistance Payments Equity			\$13,032			\$13,032		\$13,032
11190 Unit Months Available	2362		840	600		3802		3802
11210 Number of Unit Months Leased	2306		803	540		3649		3649
11270 Excess Cash	\$1,434,949					\$1,434,949		\$1,434,949
11620 Building Purchases	\$8,111					\$8,111		\$8,111



# Audit Solutions, LLC.

Certified Public Accountant

## INDEPENDENT AUDITOR'S REPORT ON INTERNAL CONTROL OVER FINANCIAL REPORTING AND ON COMPLIANCE AND OTHER MATTERS BASED ON AN AUDIT OF FINANCIAL STATEMENTS PERFORMED IN ACCORDANCE WITH *GOVERNMENT AUDITING STANDARDS*

Board of Commissioners  
Housing Authority of the City of Trinidad  
Trinidad, Colorado

I have audited, in accordance with the auditing standards generally accepted in the United States of America and the standards applicable to financial audits contained in *Government Auditing Standards* issued by the Comptroller General of the United States, the financial statements of the business-type activities of the Housing Authority of the City of Trinidad (Authority), Colorado, as of and for the year ended March 31, 2016, and the related notes to the financial statements, which collectively comprise the Authority's basic financial statements, and have issued my report thereon dated June 27, 2016.

### **Internal Control Over Financial Reporting**

In planning and performing our audit of the financial statements, I considered the Authority's internal control over financial reporting (internal control) to determine the audit procedures that are appropriate in the circumstances for the purpose of expressing my opinions on the financial statements, but not for the purpose of expressing an opinion on the effectiveness of the Authority's internal control. Accordingly, I do not express an opinion on the effectiveness of the Authority's internal control.

A *deficiency in internal control* exists when the design or operation of a control does not allow management or employees, in the normal course of performing their assigned functions, to prevent, or detect and correct, misstatements on a timely basis. A *material weakness* is a deficiency, or a combination of deficiencies, in internal control, such that there is a reasonable possibility that a material misstatement of the entity's financial statements will not be prevented, or detected and corrected on a timely basis. A *significant deficiency* is a deficiency, or a combination of deficiencies, in internal control that is less severe than a material weakness, yet important enough to merit attention by those charged with governance.

My consideration of internal control was for the limited purpose described in the first paragraph of this section and was not designed to identify all deficiencies in internal control that might be material weaknesses or, significant deficiencies. Given these limitations, during my audit I did not identify any deficiencies in internal control that I consider to be material weaknesses. However, material weaknesses may exist that have not been identified.

### **Compliance and Other Matters**

As part of obtaining reasonable assurance about whether the Authority's financial statements are free from material misstatement, I performed tests of its compliance with certain provisions of laws, regulations, contracts, and grant agreements, noncompliance with which could have a direct and material effect on the determination of financial statement amounts. However, providing an opinion on compliance with those provisions was not an objective of my audit, and accordingly, I do not express such an opinion. The results of my tests disclosed no instance of noncompliance or other matters that is required to be reported under *Government Auditing Standards*.

**Purpose of this Report**

The purpose of this report is solely to describe the scope of my testing of internal control and compliance and the results of that testing, and not to provide an opinion on the effectiveness of the entity's internal control or on compliance. This report is an integral part of an audit performed in accordance with *Government Auditing Standards* in considering the entity's internal control and compliance. Accordingly, this communication is not suitable for any other purpose.



*Audit Solutions, LLC*

Chesterfield, Missouri

June 27, 2016



# Audit Solutions, LLC.

Certified Public Accountant

**INDEPENDENT AUDITOR'S REPORT ON COMPLIANCE FOR EACH MAJOR FEDERAL PROGRAM; REPORT ON INTERNAL CONTROL OVER COMPLIANCE; AND REPORT ON SCHEDULE OF EXPENDITURES OF FEDERAL AWARDS REQUIRED BY THE UNIFORM GUIDANCE**

Board of Commissioners  
Housing Authority of the City of Trinidad  
Trinidad, Colorado

**Report on Compliance for Each Major Federal Program**

I have audited the Housing Authority of the City of Trinidad (Authority), Colorado's compliance with the types of compliance requirements described in the *OMB Compliance Supplement* that could have a direct and material effect on each of the Authority's major federal programs for the year ended March 31, 2016. The Authority's major federal programs are identified in the summary of auditor's results section of the accompanying schedule of findings and questioned costs.

***Management's Responsibility***

Management is responsible for compliance with federal statutes, regulations, and the terms and conditions of its federal awards applicable to its federal programs.

***Auditor's Responsibility***

My responsibility is to express an opinion on compliance for each of the Authority's major federal programs based on my audit of the types of compliance requirements referred to above. I conducted my audit of compliance in accordance with auditing standards generally accepted in the United States of America; the standards applicable to financial audits contained in *Government Auditing Standards*, issued by the Comptroller General of the United States; and the audit requirements of Title 2 U.S. *Code of Federal Regulations* Part 200, *Uniform Administrative Requirements, Cost Principles, and Audit Requirements for Federal Awards* (Uniform Guidance). Those standards and the Uniform Guidance require that I plan and perform the audit to obtain reasonable assurance about whether noncompliance with the types of compliance requirements referred to above that could have a direct and material effect on a major federal program occurred. An audit includes examining, on a test basis, evidence about the Authority's compliance with those requirements and performing such other procedures as I considered necessary in the circumstances.

I believe that my audit provides a reasonable basis for my opinion on compliance for each major federal program. However, my audit does not provide a legal determination of the Authority's compliance.

***Opinion on Each Major Federal Program***

In my opinion, the Housing Authority of the City of Trinidad, Colorado, complied, in all material respects, with the types of compliance requirements referred to above that could have a direct and material effect on each of its major federal programs for the year ended March 31, 2016.

**Report on Internal Control Over Compliance**

Management of the Authority, is responsible for establishing and maintaining effective internal control over compliance with the types of compliance requirements referred to above. In planning and performing my audit of compliance, I considered the Authority's internal control over compliance with the types of requirements that could have a direct and material effect on each major federal program to determine the auditing procedures that are appropriate in the circumstances for the purpose of expressing an opinion on compliance for each major federal program and to test and report on internal control over compliance in accordance with the Uniform Guidance, but not for the purpose of expressing an opinion on the effectiveness of internal control over compliance. Accordingly, I do not express an opinion on the effectiveness of the Authority's internal control over compliance.


*A deficiency in internal control over compliance* exists when the design or operation of a control over compliance does not allow management or employees, in the normal course of performing their assigned functions, to prevent, or detect and correct, noncompliance with a type of compliance requirement of a federal program on a timely basis. *A material weakness in internal control over compliance* is a deficiency, or combination of deficiencies, in internal control over compliance, such that there is a reasonable possibility that material noncompliance with a type of compliance requirement of a federal program will not be prevented, or detected and corrected, on a timely basis. *A significant deficiency in internal control over compliance* is a deficiency, or a combination of deficiencies, in internal control over compliance with a type of compliance requirement of a federal program that is less severe than a material weakness in internal control over compliance, yet important enough to merit attention by those charged with governance.

My consideration of internal control over compliance was for the limited purpose described in the first paragraph of this section and was not designed to identify all deficiencies in internal control over compliance that might be material weaknesses or significant deficiencies. I did not identify any deficiencies in internal control over compliance that we consider to be material weaknesses. However, material weaknesses may exist that have not been identified.

The purpose of this report on internal control over compliance is solely to describe the scope of my testing of internal control over compliance and the results of that testing based on the requirements of the Uniform Guidance. Accordingly, this report is not suitable for any other purpose.

**Report on Schedule of Expenditures of Federal Awards Required by the Uniform Guidance**

I have audited the financial statements of Housing Authority of the City of Trinidad, Colorado, as of and for the year ended March 31, 2016, and have issued my report thereon dated June 27, 2016, which contained an unmodified opinion on those financial statements. My audit was conducted for the purpose of forming an opinion on the financial statements as a whole. The accompanying schedule of expenditures of federal awards is presented for purposes of additional analysis as required by the Uniform Guidance and is not a required part of the financial statements. Such information is the responsibility of management and was derived from and relates directly to the underlying accounting and other records used to prepare the financial statements. The information has been subjected to the auditing procedures applied in the audit of the financial statements and certain additional procedures, including comparing and reconciling such information directly to the underlying accounting and other records used to prepare the financial statements or to the financial statements themselves, and other additional procedures in accordance with auditing standards generally accepted in the United States of America. In my opinion, the schedule of expenditure of federal awards is fairly stated in all material respects in relation to the financial statements as a whole.



**Audit Solutions, LLC**

Chesterfield, Missouri

June 27, 2016

HOUSING AUTHORITY OF THE CITY OF TRINIDAD  
Trinidad, Colorado

**SIGNIFICANT DEFICIENCIES COMMUNICATED IN PRIOR YEAR**  
March 31, 2016

---

The prior audit report for the year ended March 31, 2015 contained no audit findings.

HOUSING AUTHORITY OF THE CITY OF TRINIDAD  
Trinidad, Colorado

**SCHEDULE OF FINDINGS AND QUESTIONED COSTS**  
March 31, 2016

---

**Section I - Summary of Auditor's Results**

**Financial Statements**

Type of auditor's report issued:	Unqualified
<u>Internal control over financial reporting:</u>	
➤ Material weakness(es) identified?	No
➤ Significant deficiency(ies) identified?	No
Noncompliance material to financial statements noted?	No

**Federal Awards**

<u>Internal control over major programs:</u>	
➤ Material weakness(es) identified?	No
➤ Significant deficiency(ies) identified?	No
Type of auditor's report issued on compliance for major programs:	Unqualified
Any audit findings disclosed that are required to be reported in accordance with 2 CFR 200.516(a)?	No
<u>Identification of major programs:</u>	
➤ CFDA #14.228	Community Development Block Grants/State's program and Non-Entitlement Grants in Hawaii
➤ CFDA #14.871	Housing Choice Vouchers
➤ CFDA #14.872	Capital Fund Program
Dollar threshold used to distinguish between type A and type B programs:	\$750,000
Auditee qualified as low-risk auditee?	Yes

**Section II - Financial Statement Findings**

The current audit report for the year ended March 31, 2016 disclosed no Financial Statement audit finding.

**Section III - Federal Award Findings and Questioned Costs**

The current audit report for the period ended March 31, 2016 disclosed no Federal Awards audit finding and questioned costs.