


**Yuma County, Colorado**

**Financial Report**

**December 31, 2016**



**RECEIVED**

*By the Office of the State Auditor at 9:39 am, Sep 27, 2017*

**Yuma County, Colorado  
Financial Report  
December 31, 2016**

**Table of Contents**

	<b>Page</b>
<b>INDEPENDENT AUDITOR'S REPORT</b>	A1 – A3
<b>Management's Discussion and Analysis</b>	B1 – B9
<b>Basic Financial Statements:</b>	
Government-wide Financial Statements:	
Statement of Net Position	C1
Statement of Activities	C2
Fund Financial Statements:	
Balance Sheets - Governmental Funds	C3
Reconciliation of Fund Balance to Statement of Net Position - Governmental Funds	C4
Statement of Revenues, Expenditures and Changes in Fund Balances - Governmental Funds	C5
Reconciliation of the Statement of Revenues, Expenditures And Changes in Fund Balances of Governmental Funds To the Statement of Activities	C6
Statement of Fiduciary Net Position - Fiduciary Funds	C7
Notes to the Financial Statements	D1 – D24
<b>Required Supplementary Information:</b>	
Schedule of Revenues, Expenditures and Changes in Fund Balances - Budget and Actual:	
General Fund	E1
Road and Bridge Fund	E2
Human Services Fund	E3
Grant Fund	E4
Water Authority Public Improvement District	E5

**Yuma County, Colorado  
Financial Report  
December 31, 2016**

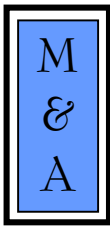
**Table of Contents  
(Continued)**

**Supplementary Information:**

Combining Balance Sheet - Non-major Governmental Funds	F1
Combining Statement of Revenues, Expenditures and Changes in Fund Balances - Non-major Governmental Funds	F2
Schedule of Revenues, Expenditures and Changes in Fund Balances - Budget and Actual – Non-Major Special Revenue Funds:	
Capital Acquisitions Fund	F3
Landfill Fund	F4
Landfill Closure Fund	F5
Recreation Fund	F6
Conservation Trust Fund	F7
Useful Public Service Fund	F8
Sheriff's Victim Assistance and Grant Fund	F9
TASK Force Fund	F10
Separation of Employment Fund	F11
Self-Insurance Fund	F12
Local Highway Finance Report	F13 - F14

**Reports and Schedules for Reporting Requirements of 2 CFR §200 Uniform Guidance:**

Report on Internal Control Over Financial Reporting and on Compliance and Other Matters Based on an Audit of Financial Statements Performed In Accordance with <i>Governmental Auditing Standards</i>	G1 – G2
Report on Compliance With Requirements Applicable to Each Major Program and Internal Control Over Compliance in Accordance With <i>Uniform Guidance</i>	G3 – G4
Schedule of Findings and Questioned Costs	G5
Schedule of Prior Audit Findings and Questioned Costs	G6
Schedule of Expenditures of Federal Awards	G7



# MCMAHAN AND ASSOCIATES, L.L.C.

*Certified Public Accountants and Consultants*

CHAPEL SQUARE, BLDG C  
245 CHAPEL PLACE, SUITE 300  
P.O. Box 5850, AVON, CO 81620

WEB SITE: WWW.MCMAHANCPA.COM  
MAIN OFFICE: (970) 845-8800  
FACSIMILE: (970) 845-8108  
E-MAIL: MCMAHAN@MCMAHANCPA.COM

## INDEPENDENT AUDITOR'S REPORT

**To the Board of County Commissioners  
Yuma County, Colorado**

### ***Report on the Financial Statements***

We have audited the accompanying financial statements of the governmental activities, the discretely presented component unit, each major fund, and the aggregate remaining fund information of Yuma County, Colorado, (the "County"), as of and for the year ended December 31, 2016, and the related notes to the financial statements, which collectively comprise the County's basic financial statements as listed in the table of contents.

### ***Management's Responsibility for the Financial Statements***

Management is responsible for the preparation and fair presentation of these financial statements in accordance with accounting principles generally accepted in the United States of America; this includes the design, implementation, and maintenance of internal control relevant to the preparation and fair presentation of financial statements that are free from material misstatement, whether due to fraud or error.

### ***Auditor's Responsibility***

Our responsibility is to express an opinion on these financial statements based on our audit. We conducted our audit in accordance with auditing standards generally accepted in the United States of America and the standards applicable to financial audits contained in *Government Auditing Standards*, issued by the Comptroller General of the United States. Those standards require that we plan and perform the audit to obtain reasonable assurance about whether the financial statements are free from material misstatement.

An audit includes performing procedures to obtain audit evidence about the amounts and disclosures in the financial statements. The procedures selected depend on the auditor's judgment, including assessment of the risks of material misstatement of the financial statements, whether due to fraud or error. In making those risk assessments, the auditor considers internal control relevant to the County's preparation and fair presentation of the financial statements in order to design audit procedures that are appropriate in the circumstances. An audit also includes evaluating the appropriateness of accounting policies used and the reasonableness of significant accounting estimates made by management, as well as evaluating the overall financial statement presentation.

We believe that the audit evidence we have obtained is sufficient and appropriate to provide a basis for our audit opinions.

*Member: American Institute of Certified Public Accountants*

PAUL J. BACKES, CPA, CGMA  
MICHAEL N. JENKINS, CA, CPA, CGMA  
DANIEL R. CUDAHY, CPA, CGMA

AVON: (970) 845-8800  
ASPEN: (970) 544-3996  
FRISCO: (970) 668-3481

**Opinions**

In our opinion, the financial statements referred to above present fairly, in all material respects, the respective financial position of the governmental activities, the discretely presented component unit, each major fund, and the aggregate remaining fund information of Yuma County, Colorado, as of December 31, 2016, and the respective changes in financial position thereof for the year then ended in accordance with accounting principles generally accepted in the United States of America.

**Other Matters**

Accounting principles generally accepted in the United States of America require that Management's Discussion and Analysis in Section B be presented to supplement the basic financial statements. Such information, although not a part of the basic financial statements, is required by the Governmental Accounting Standards Board, who considers it to be an essential part of financial reporting for placing the basic financial statements in an appropriate operational, economic, or historical context. We have applied certain limited procedures to the required supplementary information in accordance with auditing standards generally accepted in the United States of America, which consisted of inquiries of management about the methods of preparing the information and comparing the information for consistency with management's responses to our inquiries, the basic financial statements, and other knowledge we obtained during our audit of the basic financial statements. We do not express an opinion or provide any assurance on the information because the limited procedures do not provide us with sufficient evidence to express an opinion or provide any assurance.

The budgetary comparison information in section E is not a required part of the basic financial statements but is supplementary information required by accounting principles generally accepted in the United States of America. The budgetary comparison information has been subjected to the auditing procedures applied in the audit of the financial statements and certain additional procedures, including comparing and reconciling such information directly to the underlying accounting and other records used to prepare the financial statement or to the financial statements themselves, and other additional procedures in accordance with auditing standards generally accepted in the United States of America. In our opinion, the information is fairly stated in all material respects in relation to the financial statements as a whole.

Our audit was conducted for the purpose of forming opinions on the financial statements that collectively comprise the County's financial statements taken as a whole. The combining fund financial statements, individual fund budgetary information, and the Local Highway Finance Report listed in the accompanying table of contents are presented for purposes of additional analysis and are not a required part of the County's financial statements. The combining fund financial statements, the individual fund budgetary information, and the Local Highway Finance Report are the responsibility of management and were derived from and relate directly to the underlying accounting and other records used to prepare the financial statements. Such information has been subjected to the auditing procedures applied in the audit of the financial statements and certain additional procedures, including comparing and reconciling such information directly to the underlying accounting and other records used to prepare the financial statements or to the financial statements themselves, and other additional procedures in accordance with auditing standards generally accepted in the United States of America. In our opinion, the information is fairly stated in all material respects in relation to the financial statements as a whole.

**To the Board of County Commissioners  
Yuma County, Colorado**

Additionally, the Schedule of Expenditures of Federal Awards included in the Single Audit section are presented for the purpose of additional analysis, as required by the audit requirements of Title 2 U.S. Code of Federal Regulations Part 200, *Uniform Administrative Requirements, Cost Principles, and Audit Requirements for Federal Awards* ("Uniform Guidance"), and are not a required part of the County's financial statements. Such information has been subjected to the auditing procedures applied in the audit of the financial statements and certain additional procedures, including comparing and reconciling such information directly to the underlying accounting and other records used to prepare the financial statement or to the financial statements themselves, and other additional procedures in accordance with auditing standards generally accepted in the United States of America. In our opinion, the Schedule of Expenditures of Federal Awards is fairly stated in all material respects in relation to the financial statements as a whole.


***Other Reporting Required by Government Auditing Standards***

In accordance with *Government Auditing Standards*, we have also issued our report dated **September 22, 2017**, on our consideration of the County's internal control over financial reporting and on our tests of its compliance with provisions of laws, regulations, contracts, and grant agreements and other matters. The purpose of that report is to describe the scope of our testing of internal control over financial reporting and compliance and the results of that testing, and not to provide an opinion on the internal control over financial reporting or on compliance. That report is an integral part of an audit performed in accordance with *Government Auditing Standards* in considering the County's internal control over financial reporting and compliance.

*McMahan and Associates, L.L.C.*

**McMahan and Associates, L.L.C.  
September 22, 2017**

**MANAGEMENT'S DISCUSSION AND ANALYSIS**



# Yuma County, Colorado

## Management's Discussion and Analysis

### December 31, 2016

As management of Yuma County, Colorado (the "County"), we offer readers of the County's financial statements this narrative overview and analysis of the financial activities of the County for the fiscal year ended December 31, 2016.

#### Financial Highlights

- The assets of Yuma County exceeded its liabilities at the close of the most recent fiscal year by \$40,274,479 (net position). Of this amount, \$17,972,119 (unrestricted net position) may be used to meet the government's ongoing obligations to citizens and creditors.
- The government's total net position increased by \$1,052,964. A large portion of this is due to an increase in total revenue and a decrease in total expenses.
- As of the close of the current fiscal year, the County governmental funds reported combined ending fund balances of \$22,433,215, an increase of \$573,562.

#### Overview of the Financial Statements

This discussion and analysis is intended to serve as an introduction to the County's basic financial statements. The County's basic financial statements are comprised of three components: 1) government-wide financial statements; 2) fund financial statements; and 3) notes to the financial statements. This report also provides other supplementary information in addition to the financial statements themselves.

**Government-wide Financial Statements:** The government-wide financial statements are designed to provide readers with a broad overview of the County's finances, in a manner similar to a private-sector business.

The Statement of Net Position presents information on all of the County's assets and liabilities, with the difference between the two reported as net position. Over time, increases or decreases in net position may serve as a useful indicator of whether the financial position of the County is improving or deteriorating.

The Statement of Activities presents information showing how the government's net position changed during the most recent fiscal year. All changes in net position are reported as soon as the underlying event giving rise to the change occurs, regardless of the timing of related cash flows. Thus, revenues and expenses are reported in this statement for some items that will result in cash flows in future fiscal periods.

The government-wide financial statements include not only the County itself (known as the primary government), but also two legally separate districts for which the County is financially accountable. The Yuma County Water Authority Public Improvement District is reported as a blended component unit of the County (as a special revenue fund) and the Yuma County Water Authority is reported as a discretely presented component unit. Financial information for the Yuma County Water Authority is reported separately from the financial information presented for the County.

Both of the government-wide financial statements distinguish functions of the County that are principally supported by taxes and intergovernmental revenues (governmental activities). The governmental activities of the County include general government, judicial, public safety, health and human services, community auxiliary services, culture and recreation, public works (roads and bridges), and landfill.

The government-wide fund financial statements can be found on pages C1 and C2 of this report.

**Fund Financial Statements:** A fund is a grouping of related accounts that is used to maintain control over resources that have been segregated for specific activities or objectives. The County, like other state and local governments, uses fund accounting to ensure and demonstrate compliance with finance-related legal requirements. All of the funds of the County can be divided into two categories: 1) governmental funds; and 2) fiduciary funds.

**Governmental Funds:** Governmental funds are used to account for essentially the same functions reported as governmental activities in the government-wide financial statements. However, unlike the government-wide financial statements, governmental fund financial statements focus on near-term inflows and outflows of spendable resources, as well as on balances of spendable resources available at the end of the fiscal year. Such information may be useful in evaluating a government's near-term financing requirements. The County's major governmental funds include the General Fund, Road and Bridge Fund, Human Services Fund, Grant Fund, and the Water Authority Public Improvement District, a blended component unit. The County also reports a number of non-major governmental funds. Because the focus of governmental funds is narrower than that of the government-wide financial statements, it is useful to compare the information presented for governmental funds with similar information presented for governmental activities in the government-wide financial statements. By doing so, readers may better understand the long-term impact of the government's near-term financing decisions. The Balance Sheet and the Statement of Revenues, Expenditures and Changes in Fund Balances provide a reconciliation to facilitate this comparison between governmental funds and governmental activities.

**General Fund:** Administration of general County operations is accomplished through various departments within the General Fund. At the beginning of 2016, the fund balance was \$11,078,215; at the end of 2016, the fund balance was \$11,320,339. The following is a listing of the General Fund departments listed by function.

**Administrative Operations:**

- The Commissioners' Office coordinates County operations, financial reporting and accounting, budget preparation, GIS mapping and Useful Public Service.
- The Commissioners' Attorney works under direction of the Commissioners.
- The Planning and Zoning Office monitors the change of land use within the County.
- The Assessor's Office appraises and assesses taxes for all property within the County.
- The Treasurer's Office collects taxes, fees and handles all County banking needs.
- The Clerk & Recorder's Office operates motor vehicle, recordings, runs all elections, and operates the driver's license department.
- The custodial staff under direction of the County Administrator oversees maintenance of the Courthouse and of the Health and Human Services building.

**Judicial:**

- The District Attorney's Office provides judicial services jointly with other counties within the district.

**Public Safety:**

- The Sheriff's Department, County Jail, Coroner's Office, Emergency Communication Center, and the Emergency Preparedness provide public safety.

**Health**

**Health service agencies are:**

- Wray, Yuma, Idalia, and South Y-W are the four ambulance services within the county licensed by the Board of County Commissioners. The Yuma and Wray Ambulance Agencies are operating on their own revenue. When needed the County assists with purchases and maintains the ambulances for two agencies: Idalia and South Y-W. The agencies provide personnel, supplies and general operating costs for their ambulance agency.
- NE Colorado Health Department (NCHD) provides health care in Yuma County and five other regional counties.
- Centennial Mental Health Center Incorporated provides mental health counseling and services to Yuma County and nine other counties.

#### Community Auxiliary Services:

- Yuma County Fair is held during the month of August each year, under direction of the County Commissioners through the Yuma County Fair Board.
- The County is providing financial assistance to the Irrigation Research Foundation to support agriculture research.
- Economic Development provides assistance to retain current businesses and assists in attracting new business into the County.
- The Veterans' Office assists veterans living in the County.
- Yuma County provides funding to the Eastern Colorado Developmentally Disabled, Inc., which in turn provides services for developmentally disabled individuals in Yuma County and nine other counties.
- The Yuma County Water Authority Public Improvement District, which is reported as a blended component unit of the County, was created to address an imminent threat to the economic viability of a significant area within Yuma County and to assist in the State of Colorado's compliance with its obligations under a compact by purchasing surface water rights in the North Fork of the Republican River basin.

#### Intergovernmental Co-Operations:

- The County, in partnership with other counties of the region, supports the Extension Service, NE Colorado Association of Local Governments, NE Colorado Bookmobile, and NE Colorado Transportation Authority.
- The W-Y Communications Center dispatches E911 calls from Yuma and Washington Counties. Its operational revenues come from Washington County, Yuma County, and the Authority Board, which handles the telephone surcharge.

The County supports the Landfill along with the City of Yuma, City of Wray, and the Town of Eckley.

**Governmental Funds - Special Revenue Funds:** The County's special revenue funds account for specific revenues that are legally restricted to expenditures for particular purposes. The County's special revenue funds include the Road and Bridge Fund, Landfill Fund, Landfill Closure Fund, Human Services Fund, Recreation Fund, Conservation Trust Fund, Self-Insurance Fund, Capital Acquisition Fund, Useful Public Service Fund, Sheriff's Victim Assistance and Grant Fund, Water Authority Public Improvement District Fund, and Separation of Employment Fund.

**Fiduciary Funds - Agency Funds:** The County has assets held as an agent for other governments and/or other funds. The County Treasurer holds agency funds on behalf of other governments. The County Clerk is holding funds for the State of Colorado and others. The Employees' Section 125 Plan, Sheriff's funds, Public Trustee and Payroll Clearing Funds also had funds at year end. Sheriff's funds consist of the Sheriff's Inmate and Commissary account and Reserve Training and Equipment account. The Junior Livestock Sale fund holds funds for livestock sales from the County Fair auction. Information regarding the agency funds is available on page C7.

#### Notes and Schedules to the Financial Statements:

The notes provide additional information that is essential to a full understanding of the data provided in the government-wide and fund financial statements. The Notes to the Financial Statements can be found in Section D of this report.

**Schedules:**

- The combining statements referred to earlier in connection with non-major governmental funds are presented immediately following the required supplementary information. Combining and individual fund statements and schedules can be found in Section F.
- The Annual *Schedule of Revenues and Expenditures for Roads, Bridges and Streets* is part of the Local Highway Finance Report sent to the State of Colorado (the "State").

The County uses fund accounting to ensure compliance with finance-related legal requirements. The County adopts annual appropriated budgets for all its funds in accordance with the requirements of the State of Colorado Budget Law. Budgetary comparison schedules have been provided to demonstrate compliance and can be found in sections E and F of this report.

**Government-wide Financial Analysis:**

As previously mentioned, the government-wide financial statements are designed to provide readers with a broad overview and long-term analysis of the County's finances, in a manner similar to a private-sector business. The following graph shows the County's net position for 2016 and 2015:

**Yuma County's Net Position:**

	<b>Governmental Activities</b>	
	<b>2016</b>	<b>2015</b>
<b>Assets:</b>		
Current and other assets	\$ 29,307,672	29,756,786
Capital assets, net	31,770,696	32,363,874
<b>Total Assets</b>	<b>61,078,368</b>	<b>62,120,660</b>
<b>Deferred Outflows of Resources:</b>		
Deferred charges	254,414	-
<b>Total Deferred Outflows of Resources</b>	<b>254,414</b>	<b>-</b>
<b>Liabilities:</b>		
Other liabilities	3,342,211	3,592,450
Long-term liabilities	11,082,404	11,644,763
<b>Total Liabilities</b>	<b>14,424,615</b>	<b>15,237,213</b>
<b>Deferred Inflows of Resources:</b>		
Unavailable revenue	6,633,686	7,661,932
<b>Total Deferred Inflows of Resources</b>	<b>6,633,686</b>	<b>7,661,932</b>
<b>Net Position:</b>		
Net investment in Capital Assets	21,422,768	21,402,856
Restricted	879,594	783,436
Unrestricted	17,972,119	17,035,225
<b>Total Net Position</b>	<b>\$ 40,274,481</b>	<b>39,221,517</b>

Traditionally, the largest portion of any county investments is in its capital assets: land, water rights, buildings and improvements, equipment, machinery, and specialized tools necessary to deliver and/or provide services to the residents. Capital assets of the County account for 52% of its total assets; these assets are not an available source of payment of future spending.

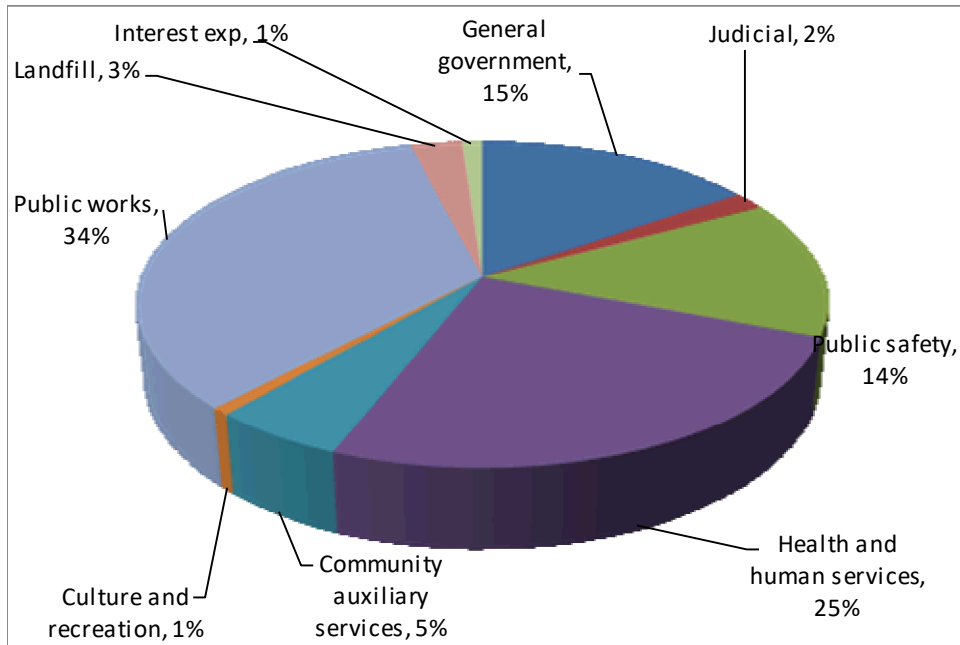
The County's net position increased \$1,052,964 during the current fiscal year. This increase is mostly attributable to conservative spending by reducing expenses over prior year.

### Yuma County's Governmental Activities

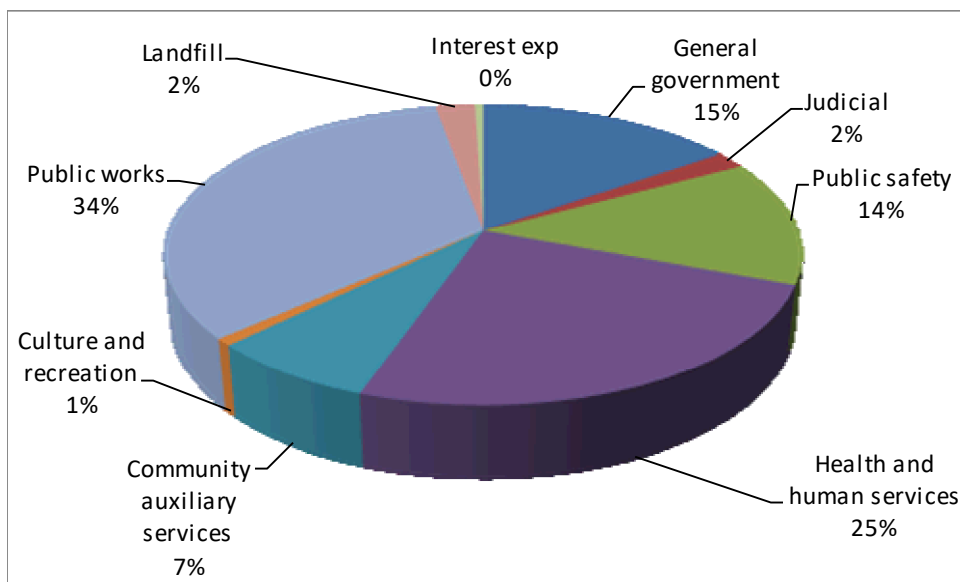
	<b>Governmental Activities</b>	
	<b>2016</b>	<b>2015</b>
<b>Revenues:</b>		
Program revenues:		
Charges for services	\$ 1,670,355	1,461,323
Grants and contributions	3,602,412	4,400,489
General revenues:		
Property taxes	7,348,189	6,603,250
Specific ownership taxes	673,493	682,219
Highway users tax	3,015,951	2,984,358
Interest & other revenue	425,417	491,084
Transfer	29,413	29,413
<b>Total Revenues</b>	<b>16,765,230</b>	<b>16,652,136</b>
<b>Expenses:</b>		
General government	2,407,780	2,361,267
Judicial	284,630	274,950
Public safety	2,138,843	2,100,111
Health and human services	3,869,613	3,866,087
Community auxiliary services	1,154,390	823,229
Culture and recreation	120,863	112,884
Public works	5,291,020	5,212,126
Landfill	367,452	437,192
Interest expense	77,675	172,866
<b>Total Expenses</b>	<b>15,712,266</b>	<b>15,360,712</b>
<b>Change in Net Position</b>	1,052,964	1,291,424
<b>Net Position - Beginning of Year</b>	39,221,517	37,930,093
<b>Net Position - End of Year</b>	<b>\$ 40,274,481</b>	<b>39,221,517</b>

For 2016, the County had less available property tax revenues.

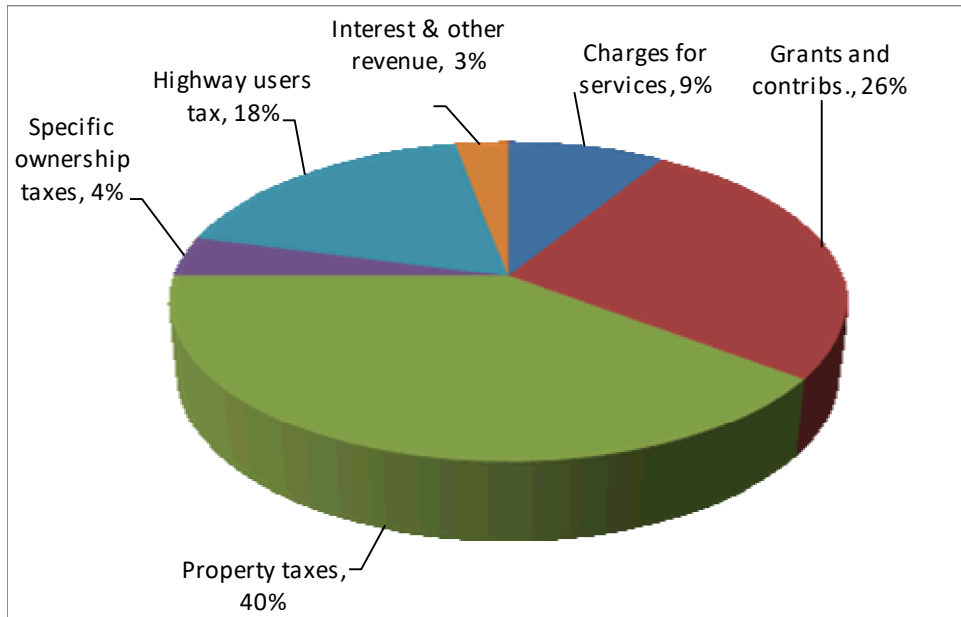
The following graph depicts the County's 2015 expenses:



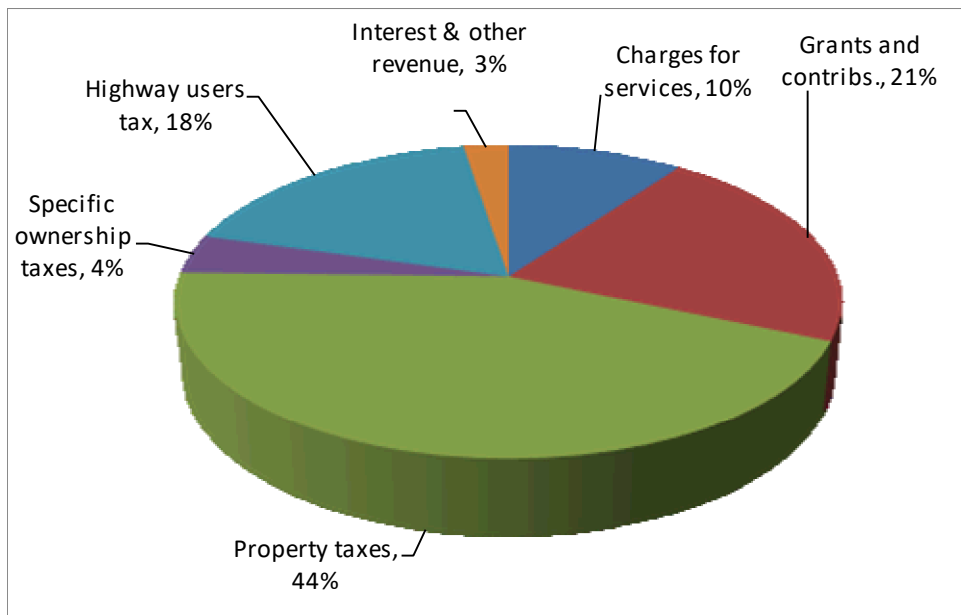
The following graph depicts the County's 2016 expenses:



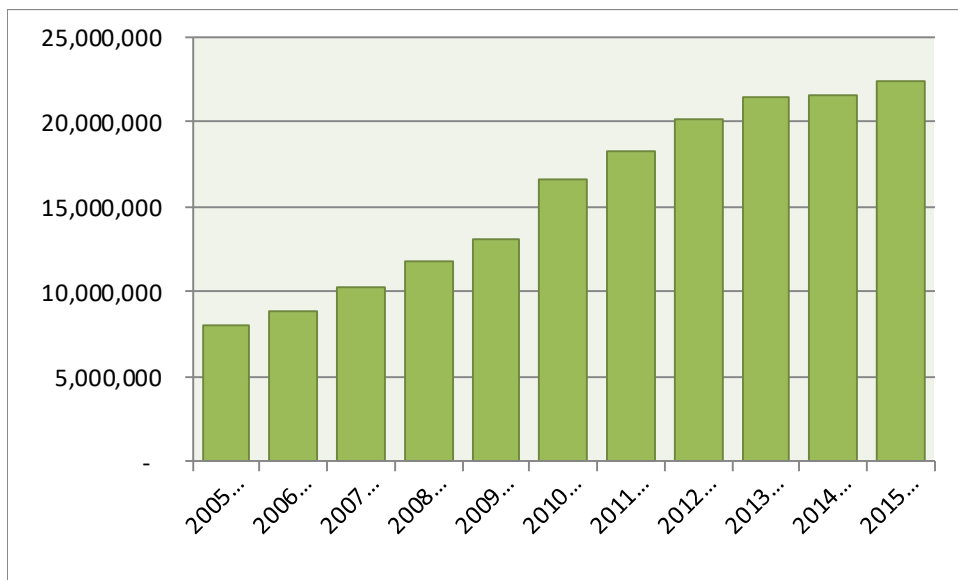
The following graph shows the County's 2015 revenue sources:



The following graph shows the County's 2016 revenue sources:



The graph below shows the County's total actual combined fund balances for fiscal years 2006 through 2016.



#### **Next Year's Budget and Rates:**

The County's General Fund balance at the end of fiscal year 2016 was \$11,320,339. A reserve is necessary to start the year and provide basic services to the residents and visitors of the County. A minimum reserve at the year-end on which to operate a minimum of three months or 25% is considered necessary, for the majority of the property tax revenue is received in April of each year. The County had a General Fund balance of 198% of 2016 expenditures of \$5,720,866.

#### **Budget Variances:**

The County was required to amend the budgets of various funds for the current fiscal year. General Fund departments received a budgetary increase totaling \$50,810 to cover general operating expenditures over the original budgeted amounts. Departments receiving budgetary increases were the Building Maintenance, Driver's License, Sheriff, Fair, and Coroner.

The details of the individual departments of the General Fund and other fund budgets can be found in Sections E and F of this report.

#### **Capital Assets and Debt Administration:**

During the current fiscal year, the County purchased heavy equipment, made improvements to various buildings and County infrastructure. A detailed description of this and other capital assets additions, capital asset disposals, and depreciation expense is included in the Notes to the Financial Statements. During 2016, net capital assets of the County decreased by a net of \$593,178.


As of the end of the current fiscal year, the County's total long-term liabilities decreased by \$562,359; this decrease was mainly the result of principal payments on General Obligation debt and a note payable. A detailed description of the County's long-term liabilities is included in the Notes to the Financial Statements.

## **Next Year's Budget**

During the current fiscal year, fund balance in the General Fund increased to \$11,320,339 and the special revenue funds increased to \$9,716,318. The County anticipates the General Fund will use approximately \$1,976,871 of beginning fund balance during 2017. In 2017 the County anticipates the Road and Bridge Fund will use \$796,265, the Human Services Fund will use \$216,813, the Self Insurance Fund will use \$90,247, the Recreation Fund will use \$360,304, the Conservation Trust Fund will use \$64,800, the Useful Public Service Fund will use \$2,430, the Grant Fund will use \$26,710, the Water Authority will use \$10,755, the Landfill Fund will use \$39,321, the Sheriff's Trust will use \$11,303, and the Capital Acquisition Fund will use \$799,316, the Landfill Closure Fund will use \$90,000, the Separation of Employment Fund will use \$100,000. The County anticipates increased or no change in fund balances for the remaining funds.

**Request for Information:** This financial report is designed to provide a general overview of the County's finances for all those with an interest. Questions concerning any of the information provided in this report or requests for additional financial information should be addressed to the Yuma County Administrative Office, 310 Ash Street, Suite A, Wray, Colorado 80758.

**GOVERNMENT-WIDE FINANCIAL STATEMENTS**



**Yuma County, Colorado**  
**Statement of Net Position**  
**December 31, 2016**

	<b>Primary Governmental Activities</b>	<b>Component Unit Yuma County Water Authority</b>
<b>Assets:</b>		
Cash and investments	22,172,535	221,823
Receivables, net:		
Taxes	6,282,272	-
Accounts	68,940	-
Due from other governments	507,055	-
Inventory	276,871	-
Capital assets not being depreciated:		
Land	532,983	739,564
Water rights	20,139,000	-
Depreciable capital assets	33,767,847	-
Accumulated depreciation	(22,669,135)	-
<b>Total Assets</b>	61,078,368	961,387
<b>Deferred Outflows of Resources:</b>		
Deferred charge on refunding	254,414	-
<b>Total Deferred Outflows of Resources</b>	254,414	-
<b>Liabilities:</b>		
Accounts payable	240,771	1,503
Accrued interest payable	101,442	-
Advanced Water Lease Revenue	3,000,000	-
Compensated absences:		
Due in more than one year	421,964	-
Notes payable:		
Due within one year	457,073	-
Due in more than one year	6,207,054	-
Bonds payable:		
Due in more than one year	485,000	-
Due in more than one year	3,198,800	-
Landfill post closure liability	312,514	-
<b>Total Liabilities</b>	14,424,618	1,503
<b>Deferred Inflows of Resources:</b>		
Unavailable revenue - property taxes	6,282,272	-
Unavailable revenue - other	351,414	-
<b>Total Deferred Inflow of Resources</b>	6,633,686	-
<b>Net Position:</b>		
Net investment in capital assets	21,422,768	739,564
Restricted for:		
Emergencies	449,000	-
Other purposes	430,594	-
Unrestricted	17,972,117	220,320
<b>Total Net Position</b>	40,274,479	959,884


The accompanying notes are an integral part of these financial statements.

**Yuma County, Colorado**  
**Statement of Activities**  
**For the Year Ended December 31, 2016**

	<b>Primary Government</b>				<b>Net (Expense) Revenue and Changes in Net Position</b>	<b>Component Units</b>
	<b>Expenses</b>	<b>Program Revenues</b>			<b>Governmental Activities</b>	<b>Yuma County Water Authority</b>
		<b>Charges for Services</b>	<b>Operating Grants and Contributions</b>	<b>Capital Grants and Contributions</b>		
<b>Functions/Programs:</b>						
<b>Governmental activities:</b>						
General government	2,407,780	871,717	(10,685)	-	(1,546,748)	
Judicial	284,630	-	87,380	-	(197,250)	
Public safety	2,138,843	92,926	179,715	59,968	(1,806,234)	
Health and human services	3,869,613	-	2,992,226	-	(877,387)	
Community auxiliary services	1,154,390	372,634	-	163,200	(618,556)	
Culture and recreation	120,863	-	45,123	-	(75,740)	
Public works	5,291,020	61,363	45,300	36,225	(5,148,132)	
Landfill	367,452	271,715	-	3,960	(91,777)	
Interest expense	77,675	-	-	-	(77,675)	
<b>Total Primary Government</b>	<b>15,712,266</b>	<b>1,670,355</b>	<b>3,339,059</b>	<b>263,353</b>	<b>(10,439,499)</b>	
<b>Component Units:</b>						
Yuma County Water Authority	85,731	29,413	80,830	-		24,512
<b>Total Component Units</b>	<b>85,731</b>	<b>29,413</b>	<b>80,830</b>	<b>-</b>		<b>24,512</b>
<b>General Revenues:</b>						
Taxes:						
Property tax, levied for general purposes				6,088,756	-	
Property tax, levied for debt service				1,259,433	-	
Specific ownership tax				673,493	-	
Highway user tax				3,015,951	-	
Other taxes				171,780	-	
Investment earnings				37,601	-	
Gain on sale of assets				125,456	-	
Grants and contributions not restricted by programs				90,578	-	
Transfers				29,413	(29,413)	
<b>Total General Revenues</b>				<b>11,492,461</b>	<b>(29,413)</b>	
<b>Change in Net Position</b>				<b>1,052,962</b>	<b>(4,901)</b>	
<b>Net Position - Beginning of Year</b>				<b>39,221,517</b>	<b>964,785</b>	
<b>Net Position - End of Year</b>				<b>40,274,479</b>	<b>959,884</b>	

The accompanying notes are an integral part of these financial statements.

**FUND FINANCIAL STATEMENTS**



**Yuma County, Colorado**  
**Balance Sheets**  
**Governmental Funds**  
**December 31, 2016**

	<u>General</u>	<u>Road and Bridge</u>	<u>Human Services</u>	<u>Grant</u>	<u>Water Authority Public Imp. District</u>	<u>Non-major Governmental Funds</u>	<u>Total Governmental Funds</u>
<b>Assets:</b>							
Cash and investments	11,302,495	5,928,374	797,161	69,638	603,378	3,471,489	22,172,535
Taxes receivable	4,004,784	604,446	239,006	-	1,075,528	358,509	6,282,273
Accounts receivable	66,733	-	-	-	-	2,207	68,940
Due from other governments	-	366,551	82,451	37,819	11,353	8,882	507,056
Inventory	-	276,871	-	-	-	-	276,871
<b>Total Assets</b>	<u>15,374,012</u>	<u>7,176,242</u>	<u>1,118,618</u>	<u>107,457</u>	<u>1,690,259</u>	<u>3,841,087</u>	<u>29,307,675</u>
<b>Liabilities:</b>							
Accounts payable	48,889	154,403	2,849	9,610	-	25,023	240,774
<b>Total Liabilities</b>	<u>48,889</u>	<u>154,403</u>	<u>2,849</u>	<u>9,610</u>	<u>-</u>	<u>25,023</u>	<u>240,774</u>
<b>Deferred Inflows of Resources:</b>							
Unavailable revenue - property taxes	4,004,784	604,446	239,006	-	1,075,527	358,509	6,282,272
Unavailable revenue - other	-	-	221,168	71,136	-	59,110	351,414
<b>Total Deferred Inflow of Resources</b>	<u>4,004,784</u>	<u>604,446</u>	<u>460,174</u>	<u>71,136</u>	<u>1,075,527</u>	<u>417,619</u>	<u>6,633,686</u>
<b>Fund Balances:</b>							
Nonspendable	-	276,871	-	-	-	-	276,871
Restricted	449,000	81,225	-	26,711	-	322,658	879,594
Committed	3,406,151	6,059,297	655,595	-	614,732	1,098,557	11,834,332
Assigned	7,223,065	-	-	-	-	1,977,230	9,200,295
Unassigned	242,123	-	-	-	-	-	242,123
<b>Total Fund Balances</b>	<u>11,320,339</u>	<u>6,417,393</u>	<u>655,595</u>	<u>26,711</u>	<u>614,732</u>	<u>3,398,445</u>	<u>22,433,215</u>
<b>Total Liabilities, Deferred Inflows of Resources and Fund Balances</b>	<u>15,374,012</u>	<u>7,176,242</u>	<u>1,118,618</u>	<u>107,457</u>	<u>1,690,259</u>	<u>3,841,087</u>	<u>29,307,675</u>

The accompanying notes are an integral part of these financial statements.

**Yuma County, Colorado**  
**Reconciliation of Fund Balance to Statement of Net Position**  
**Governmental Funds**  
**December 31, 2016**

**Amounts reported for governmental activities in the Statement of Net Assets are different because:**

Total Fund Balance on Governmental Funds	22,433,215
Capital assets used in governmental activities are not financial resources and therefore, are not reported in the funds. This represents the County's capital assets at cost.	54,439,831
Accumulated depreciation on capital assets are recorded on the government wide financial statements to charge the cost of the asset over its estimated useful life.	(22,669,135)
Deferred outflows are not available for current period expenditures and therefore, are not reported in the funds. This represents the County's deferred charges on refunding.	254,414
Rent revenue for governmental funds is recognized when measurable and available. However, in the Statement of Activities, rent revenue is recognized over the term of the lease. This represents the amount of advanced water lease revenue.	(3,000,000)
Long-term liabilities are not due and payable in the current period and therefore, are not reported in the funds. This represents the County's compensated absences at year end.	(421,964)
Long-term liabilities are not due and payable in the current period and therefore are not reported in the funds. This represents the County's accrued interest at year end.	(101,442)
Long-term liabilities are not due and payable in the current period and therefore, are not reported in the funds. This represents the County's notes payable at year end.	(6,664,127)
Long-term liabilities are not due and payable in the current period and therefore, are not reported in the funds. This represents the County's bonds payable at year end.	(3,683,800)
Long-term liabilities are not due and payable in the current period and therefore, are not reported in the funds. This represents the County's landfill closure and post closure liability at year end.	<u>(312,514)</u>
<b>Net Position of Governmental Activities</b>	<u><u>40,274,478</u></u>

The accompanying notes are an integral part of these financial statements.

**Yuma County, Colorado**  
**Statement of Revenues, Expenditures and Changes in Fund Balances**  
**Governmental Funds**  
**December 31, 2016**

	General	Road and Bridge	Human Services	Grant	Water Authority Public Imp. District	Non-major Governmental Funds	Total Governmental Funds
<b>Revenues:</b>							
Taxes	4,681,071	1,381,285	280,078	-	1,390,289	419,813	8,152,536
Permits and licenses	5,511	1,500	-	-	-	-	7,011
Intergovernmental revenue	134,168	3,098,611	2,967,226	313,383	-	109,504	6,622,892
Charges for services	1,002,872	23,475	-	-	-	294,820	1,321,167
Investment income	35,762	-	-	-	-	1,839	37,601
Miscellaneous	99,831	37,825	-	12,389	930	50,251	201,226
<b>Total Revenues</b>	<u>5,959,215</u>	<u>4,542,696</u>	<u>3,247,304</u>	<u>325,772</u>	<u>1,391,219</u>	<u>876,227</u>	<u>16,342,433</u>
<b>Expenditures:</b>							
General government	2,028,038	-	-	78,551	-	458,472	2,565,061
Judicial	197,250	-	-	87,380	-	-	284,630
Public safety	2,294,456	-	-	6,683	-	109,661	2,410,800
Culture and recreation	-	-	-	-	-	123,517	123,517
Public works	-	4,415,172	-	-	-	673,594	5,088,766
Health and human services	140,139	-	3,195,580	-	-	-	3,335,719
Community auxiliary services	603,006	-	-	163,200	38,077	-	804,283
Landfill	-	-	-	-	-	332,641	332,641
Debt service:							
Principal	-	-	-	-	447,014	-	447,014
Interest	-	-	-	-	243,482	-	243,482
Bond issuance cost	-	-	-	-	77,990	-	77,990
<b>Total Expenditures</b>	<u>5,262,889</u>	<u>4,415,172</u>	<u>3,195,580</u>	<u>335,814</u>	<u>806,563</u>	<u>1,697,885</u>	<u>15,713,903</u>
<b>Excess (Deficiency) of Revenues Over Expenditures</b>	<u>696,326</u>	<u>127,524</u>	<u>51,724</u>	<u>(10,042)</u>	<u>584,656</u>	<u>(821,658)</u>	<u>628,530</u>
<b>Other Financing Sources (Uses):</b>							
Transfers in	-	-	-	16,903	-	468,977	485,880
Transfers (out)	(457,977)	-	-	-	-	(27,903)	(485,880)
Debt proceeds	-	-	-	-	2,725,000	-	2,725,000
Payment to refunded bond escrow agent	-	-	-	-	(3,224,291)	-	(3,224,291)
Insurance recoveries	-	37,888	-	-	78,799	49,241	165,928
Sale of assets	3,775	-	-	-	-	274,620	278,395
<b>Total Other Financing Sources (Uses)</b>	<u>(454,202)</u>	<u>37,888</u>	<u>-</u>	<u>16,903</u>	<u>(420,492)</u>	<u>764,935</u>	<u>(54,968)</u>
<b>Net Change in Fund Balance</b>	242,124	165,412	51,724	6,861	164,164	(56,723)	573,562
<b>Fund Balances - Beginning of Year</b>	11,078,215	6,251,981	603,871	19,850	450,568	3,455,168	21,859,653
<b>Fund Balances - End of Year</b>	<u>11,320,339</u>	<u>6,417,393</u>	<u>655,595</u>	<u>26,711</u>	<u>614,732</u>	<u>3,398,445</u>	<u>22,433,215</u>

The accompanying notes are an integral part of these financial statements.

**Yuma County, Colorado**  
**Reconciliation of the Statement of Revenues, Expenditures and Changes**  
**in Fund Balances of Governmental Funds to the Statement of Activities**  
**December 31, 2016**

<b>Net Change in Fund Balances of Governmental Funds</b>		573,562
Amounts reported for governmental activities in the Statement of Activities are different because:		
The issuance of long term debt (e.g., bonds and notes) provides current financial resources to governmental funds. However, this transaction has no effect on net assets. This is the amount of debt proceeds for the past year.		420,491
Rent revenue for governmental funds is recognized when measurable and available. However, in the Statement of Activities, rent revenue is recognized over the term of the lease. This represents the net effect of the difference in the treatment of this lease revenue.		250,000
Governmental funds report capital outlays as expenditures. However, in the Statement of Activities, the cost of those assets is allocated over their estimated useful lives as depreciation expense.		
Donated assets	45,124	
Capital outlay	1,368,654	
Depreciation expense	<u>(1,854,018)</u>	(440,240)
Governmental funds report asset sales if proceeds are received. The government wide financial statements report the sale of capital assets at the proceeds less the book value of the assets. Thus, the change in net position differs from the change in fund balance by the cost of the capital assets sold.		(152,939)
Some expenses reported in the Statement of Activities do not require the use of current financial resources and therefore, are not reported as expenditures in governmental funds.		
Change in landfill closure and post closure liability	(17,054)	
Change in accrued interest payable	5,806	
Change in accrued compensated absences	<u>(33,680)</u>	(44,928)
Repayment of debt obligations are expenditures in the governmental funds, but the repayment reduces long-term liabilities in the Statement of Net Position. This is the amount of repayments.		<u>447,016</u>
<b>Change in Net Position of Governmental Activities</b>		<u><u>1,052,962</u></u>


The accompanying notes are an integral part of these financial statements.

**Yuma County, Colorado**  
**Statement of Fiduciary Net Position**  
**Fiduciary Funds**  
**December 31, 2016**

	<u>County Treasurer</u>	<u>Public Trustee</u>	<u>Employees' Section 125 Plan</u>	<u>Sheriff's Commissary and Trust</u>	<u>Payroll Clearing</u>	<u>Fair</u>	<u>Scholarship</u>	<u>Total</u>
<b>Assets:</b>								
Cash and investments	871,786	11,021	15,418	11,997	27,073	1,128	6,717	945,140
Accounts receivable	-	-	-	-	23,175	-	-	23,175
<b>Total Assets</b>	<u>871,786</u>	<u>11,021</u>	<u>15,418</u>	<u>11,997</u>	<u>50,248</u>	<u>1,128</u>	<u>6,717</u>	<u>968,315</u>
<b>Liabilities:</b>								
Due to other governments	575,567	-	-	-	-	-	-	575,567
Due to inmates	-	-	-	11,997	-	-	-	11,997
Due to fiduciary funds	296,219	-	-	-	-	-	-	296,219
Due to others	-	11,021	15,418	-	50,248	1,128	6,717	84,532
<b>Total Liabilities</b>	<u>871,786</u>	<u>11,021</u>	<u>15,418</u>	<u>11,997</u>	<u>50,248</u>	<u>1,128</u>	<u>6,717</u>	<u>968,315</u>

The accompanying notes are an integral part of these financial statements.

**NOTES TO THE FINANCIAL STATEMENTS**



**Yuma County, Colorado**  
**Notes to the Financial Statements**  
**December 31, 2016**

**I. Summary of Significant Accounting Policies**

Yuma County (the “County”) was formed in 1889 and is a statutory county located in eastern Colorado. An elected Board of Commissioners is responsible for setting policy, appointing administrative personnel and adopting an annual budget in accordance with state statutes. The County’s major operations include administration, health and human services, police protection, road maintenance, and landfill operations.

The County’s financial statements are prepared in accordance with generally accepted accounting principles (“GAAP”). The Governmental Accounting Standards Board (“GASB”) is responsible for establishing GAPP for state and local governments through its pronouncements (Statements and Interpretations).

**A. Reporting Entity**

The reporting entity consists of (a) the primary government; i.e., the County, and (b) organizations for which the County is financially accountable. The County is considered financially accountable for legally separate organizations if it is able to appoint a voting majority of an organization’s governing body and is either able to impose its will on that organization or there is a potential for the organization to provide specific financial benefits to, or to impose specific financial burdens on, the County. Consideration is also given to other organizations which are fiscally dependent; i.e., unable to adopt a budget, levy taxes, or issue debt without approval by the County. Organizations for which the nature and significance of their relationship with the County are such that exclusion would cause the reporting entity’s financial statements to be misleading or incomplete are also included in the reporting entity.

The Yuma County Water Authority Public Improvement District (the “Water Authority Public Improvement District”) serves all of the citizens of the County and is governed by a board comprised of the County Commissioners. The Water Authority Public Improvement District was created to address an imminent threat to the economic viability of a significant area within Yuma County and to assist in the State of Colorado’s compliance with its obligations under a compact by purchasing surface water rights in the North Fork of the Republican River basin. The Water Authority Public Improvement District, a blended component unit, is reported as a special revenue fund.

The Yuma County Water Authority (the “Water Authority”) serves all of the citizens of the County and is governed by a board appointed by member jurisdictions, which include Yuma County, the City of Wray, the City of Yuma, and the Town of Eckley. The Water Authority was created to develop water resources, systems and facilities for the benefit of member jurisdictions. The Water Authority is reported as a discretely presented component unit.

Resource flows (except those that affect the statement of net position/balance sheet only, such as loans and repayments) between a primary government and its discretely presented component units are reported as external transactions—that is, as revenues and expenses. Resource flows between the primary government and blended component units are classified as interfund transactions in the financial statements.

**Yuma County, Colorado**  
**Notes to the Financial Statements**  
**December 31, 2016**  
**(Continued)**

**I. Summary of Significant Accounting Policies (continued)**

**B. Government-wide and Fund Financial Statements**

The County's basic financial statements include both government-wide (reporting the County as a whole) and fund financial statements (reporting the County's major funds and aggregate non-major funds). Government-wide financial statements (i.e., the Statement of Net Position and the Statement of Activities) report information on all of the non-fiduciary activities of the County. Both of the government-wide financial statements categorize primary activities as either governmental or business-type. Governmental activities are normally supported by taxes and intergovernmental revenues. Business-type activities rely to a significant extent on fees and charges for support. The County does not have any business-type activities.

The Statement of Activities demonstrates the degree to which the direct expenses of a given function or segments are offset by program revenues. *Direct expenses* are those that are clearly identifiable with a specific function or segment. *Program revenues* included 1) charges to customers or applicants who purchase, use or directly benefit from goods, services or privileges provided by a given function or segment and 2) grants and contributions that are restricted to meeting the operational or capital requirements of a particular function or segment. Taxes and other items not properly included among program revenues are reported instead as *general revenues*.

Separate financial statements are provided for governmental funds and fiduciary funds, even though the latter are excluded from the government-wide financial statements. Major individual governmental funds are reported as separate columns in the fund financial statements.

**C. Measurement Focus, Basis of Accounting, and Financial Statement Presentation**

The government-wide financial statements are reported using the *economic resources measurement focus* and the *accrual basis of accounting*, as are the fiduciary fund financial statements. Revenues are recorded when earned and expenses are recorded when a liability is incurred, regardless of the timing of related cash flows. Property taxes are recognized as revenues in the year for which they are levied. Grants and similar items are recognized as revenue as soon as all eligibility requirements imposed by the provider have been met.

Governmental fund financial statements are reported using the *current financial resources measurement focus* and the *modified accrual basis of accounting*. Revenues are recognized as soon as they are both measurable and available. Revenues are considered to be *available* when they are collectible within the current period or soon enough thereafter to pay liabilities of the current period. For this purpose, the government considers revenues to be available if they are collected within 60 days of the end of the current fiscal period. Expenditures generally are recorded when a liability is incurred, as under accrual accounting. However, debt service expenditures, as well as expenditures related to compensated absences and claims and judgments, are recorded only when payment is due.

**Yuma County, Colorado**  
**Notes to the Financial Statements**  
**December 31, 2016**  
**(Continued)**

**I. Summary of Significant Accounting Policies (continued)**

**C. Measurement Focus, Basis of Accounting, and Financial Statement Presentation (continued)**

Property taxes, sales taxes, franchise taxes, licenses, other government revenues and interest associated with the current fiscal period are all considered to be susceptible to accrual and so have been recognized as revenues of the current fiscal period. All other revenue items are considered to be measurable and available only when cash is received by the government.

The County reports the following major governmental funds:

The *General Fund* is the County's primary operating fund. It accounts for all financial resources of the County, except those required to be accounted for in another fund.

The *Road and Bridge Fund* accounts for the County's share of state revenues that are legally restricted for the maintenance of highways and roads within the County's boundaries and to account for property taxes and other revenues restricted for highway and road purposes.

The *Human Services Fund* administers the County's state and federal revenues that are restricted for the provision of health and human services to the residents of the County.

The *Grant Fund* is used to account for major grants received from state and federal sources.

The *Water Authority Public Improvement District Fund* accounts for the activities of this district, a blended component unit.

The County Reports the following additional fund type:

*Fiduciary funds* account for monies held on behalf of other governments in the Treasurer's and Clerk's offices; the Employee's Section 125 Plan Fund is held for County employees' health and welfare reimbursements; the Sheriff's Funds are held for inmates; the Public Trustee is a state statutorily mandated position, whose financial transactions are independent of the County; and Payroll Reimbursements are held for other entities for which the County provides payroll services. The Fair is held for the Fair Board for transaction related to the annual Yuma County Fair. These agency funds are combined on the fiduciary fund financial statement.

As a general rule, the effect of interfund activity has been eliminated from the government-wide financial statements.

**Yuma County, Colorado**  
**Notes to the Financial Statements**  
**December 31, 2016**  
**(Continued)**

**I. Summary of Significant Accounting Policies (continued)**

**D. Financial Statement Accounts**

**1. Cash and Investments**

The County Treasurer is responsible for central cash management for all funds, as well as other entities falling under its jurisdiction. Except for departmental petty cash, cash held for third parties (i.e., DHS Child Welfare), and cash held by separate legal entities which are included in the reporting entity, all cash is deposited with the Treasurer. The Treasurer invests this cash to achieve the best possible return on the investments. Interest revenue is allocated to funds as designated by the Board of County Commissioners.

Cash and cash equivalents include amounts in demand deposits as well as short-term investments with a maturity date within 3 months of the date acquired by the County.

Investments are stated at fair value. The change in fair value of investments is recognized as an increase or decrease to investment assets and investment income.

The County's investment policy permits investments in the following type of obligations which corresponds with state statutes:

- U.S. Treasury Obligations (maximum maturity of 60 months)
- U.S. Agencies (maximum maturity of 60 months)
- Money Market Accounts
- Certificates of Deposit (maximum maturity of 60 months)
- Local Government Investment Pools

**2. Receivables**

Receivables are reported net of an allowance for uncollectible accounts.

**3. Property Taxes**

Property taxes are assessed in one year as a lien on the property, but not collected by the governmental unit until the subsequent year. In accordance with GAAP, the assessed but uncollected property taxes have been recorded as a receivable and as deferred inflow of resources.

**4. Inventory**

All inventories are valued at cost using the first-in / first-out (FIFO) method.

**Yuma County, Colorado**  
**Notes to the Financial Statements**  
**December 31, 2016**  
**(Continued)**

**I. Summary of Significant Accounting Policies (continued)**

**D. Financial Statement Accounts (continued)**

**5. Capital Assets**

Capital assets, which include land, water rights, buildings, building improvements, equipment, vehicles, and infrastructure assets, are reported in the government-wide financial statements. Capital assets, other than infrastructure assets, are defined by the County as assets with an initial cost of \$5,000 or more and an estimated useful life in excess of two years. Infrastructure assets are capitalized when the asset has an initial cost of \$10,000 or more. Such assets are recorded at cost where historical records are available and at estimated historical costs where no historical records exist. Donated capital assets are recorded at estimated fair value at the date of donation.

The costs of normal maintenance and repairs that do not add to the value of the asset or materially extend asset lives are not capitalized. Improvements are capitalized and depreciated over the remaining useful lives of the related fixed assets, as applicable. Capital outlay for projects is capitalized as projects are constructed. Interest incurred during the construction phase is capitalized as part of the value of the assets.

Capital assets are depreciated using the straight-line method over the following estimated useful lives:

<u>Assets</u>	<u>Years</u>
Land improvements	15
Buildings, improvements & infrastructure	10-40
Machinery, equipment and software	3-10
Vehicles	5-7

**6. Deferred Revenue**

For governmental funds, deferred revenues arise when potential revenue does not meet both the “measurable” and “available” criteria for recognition in the current period.

**7. Interfund Receivables and Payables**

Balances at year-end between funds are reported as “due to / from other funds” in the fund financial statements. Residual balances are eliminated in the government-wide financial statements.

**8. Compensated Absences**

Vested or accumulated leave that is expected to be liquidated with expendable available financial resources is reported as an expenditure and a fund liability of the governmental fund that will pay it. Amounts of vested or accumulated personal leave that are not expected to be liquidated with expendable available financial resources are reported in the government-wide financial statements. In accordance with provisions of GASB No.16 *Accounting for Compensated Absences*, no liability is recorded for non-vesting accumulating rights.

**Yuma County, Colorado**  
**Notes to the Financial Statements**  
**December 31, 2016**  
**(Continued)**

**I. Summary of Significant Accounting Policies (continued)**

**D. Financial Statement Accounts (continued)**

**9. Long-term Debt**

In the government-wide financial statements long-term debt is reported as a liability. Bond premiums and discounts are deferred and amortized over the life of the bonds using the bonds outstanding method. Bonds payable are reported net of the applicable bond premium or discount.

In the fund financial statements, governmental fund types recognize bond premiums and discounts, as well as debt issuance costs, during the current period. The face amount of the debt issued is reported as other financing sources. Premiums received on debt issuances are reported as other financing sources while discounts on debt issuances are reported as other financing uses. Issuance costs are reported as debt service expenditures in fund financial statements.

**10. Deferred Outflows and Inflows of Resources**

In addition to assets, the statement of financial position will sometimes report a separate section for deferred outflows of resources. This separate financial statement element, deferred outflows of resources, represents a consumption of net position that applies to a future period and so will not be recognized as an outflow of resources (expense / expenditure) until then. The government does not have any items reported as deferred outflows.

In addition to liabilities, the statement of financial position will sometimes report a separate section for deferred inflows of resources. This separate financial statement element, deferred inflows of resources, represents an acquisition of net position that applies to a future period and so will not be recognized as an inflow of resources (revenue) until that time. The government has only two types of items that qualify for reporting in this category. Accordingly, the items, unavailable property tax revenue and unavailable revenue – other, are deferred and recognized as inflows of resources in the period that the amounts become available.

**11. Interfund Transactions**

Quasi-external transactions are accounted for as revenues, expenditures or expenses. Transactions that constitute reimbursements to a fund for expenditures or expenses initially made from it that are properly applicable to another fund, are recorded as expenditures or expenses in the reimbursing fund as a reduction of expenditures or expenses in the fund that is reimbursed. All other interfund transactions, except for quasi-external transactions and reimbursements, are reported as transfers.

**Yuma County, Colorado**  
**Notes to the Financial Statements**  
**December 31, 2016**  
**(Continued)**

**I. Summary of Significant Accounting Policies (continued)**

**D. Financial Statement Accounts (continued)**

**12. Categories and Classification of Fund Balance**

Governmental accounting standards establish fund balance classifications that comprise a hierarchy based primarily on the extent to which a government is bound to observe constraints imposed upon the use of the resources reported in governmental funds. Fund balance classifications include Non-spendable, Restricted, Committed, Assigned, and Unassigned. These classifications reflect not only the nature of funds, but also provide clarity to the level of restriction placed upon fund balance. Fund Balance can have different levels of restraint, such as external versus internal compliance requirements. Unassigned fund balance is a residual classification within the General Fund. The General Fund should be the only fund that reports a positive unassigned balance. In all other funds, unassigned is limited to negative residual fund balance. For further details of the various fund balance classifications refer to Note III.G.

**E. Significant Accounting Policies**

**1. Restricted and Unrestricted Resources**

When both restricted and unrestricted resources are available for use, it is the County's policy to use restricted resources first, then unrestricted resources as they are needed.

**2. Use of Estimates**

The preparation of financial statements in conformity with GAAP requires the County's management to make estimates and assumptions that affect the reported amounts of assets and liabilities, the disclosure of contingent assets and liabilities at the date of the financial statements, and the reported amount of revenues and expenditures or expenses during the reported period. Actual results could differ from those estimates.

**II. Stewardship, Compliance, and Accountability**

**A. Budgetary Information**

Budgets are adopted on a basis consistent with generally accepted accounting principles, and Colorado statutes which require that all funds of the County be budgeted. Annual appropriations are adopted for all funds. Expenditures may not legally exceed appropriations at the fund level. All appropriations lapse at year-end.

As required by Colorado Statutes, the County followed the required timetable noted below in preparing, approving, and enacting its budget for 2016.

1. For the 2016 budget year, prior to August 25, 2015, the County Assessor was to have sent to the County a certified assessed valuation of all taxable property within the County's boundaries. The County Assessor may change the assessed valuation on or before December 10, 2015 only once by a single notification.

**Yuma County, Colorado**  
**Notes to the Financial Statements**  
**December 31, 2016**  
**(Continued)**

**II. Stewardship, Compliance, and Accountability (continued)**

**A. Budgetary Information (continued)**

2. On or before October 15, 2015, the County Administrator submitted to the County Commissioners a recommended budget which detailed the necessary property taxes needed along with other available revenues to meet the County's operating requirements.
3. Prior to December 15, 2015, the County computed and certified to the County Commissioners a rate of levy that derived the necessary property taxes as computed in the proposed budget.
4. After a required publication of "Notice of Proposed Budget" and a public hearing, the County adopted the proposed budget and an appropriating resolution, which legally appropriated expenditures for the upcoming year.
5. After adoption of the budget resolution, the County may make the following changes: a) it may transfer appropriated money between funds; b) it may approve supplemental appropriations to the extent of revenues in excess of estimated revenues in the budget; c) it may approve emergency appropriations; and d) it may reduce appropriations for which originally estimated revenues are insufficient.

Taxes levied in one year are collected in the succeeding year. Thus, taxes certified in 2015 were collected in 2016 and taxes certified in 2016 will be collected in 2017. Taxes are due on January 1st in the year of collection; however, they may be paid in either one installment (no later than April 30th) or two equal installments (not later than February 28th and June 15th) without interest or penalty. Taxes that are not paid within the prescribed time bear interest at the rate of one percent (1%) per month until paid. Unpaid amounts and the accrued interest thereon become delinquent on June 16th.

During the year, supplemental appropriations were necessary. The budgetary comparison statements reflect the original budget and the final budget after legally authorized revisions were made.

**B. TABOR Amendment**

In November 1992, Colorado voters amended Article X of the Colorado Constitution by adding Section 20, commonly known as the Taxpayer's Bill of Rights ("TABOR"). TABOR contains revenue, spending, tax and debt limitations that apply to the State of Colorado and local governments. TABOR requires, with certain exceptions, advance voter approval for any new tax, tax rate increase, mill levy above that for the prior year, extension of any expiring tax, or tax policy change directly causing a net tax revenue gain to any local government.

Except for refinancing bonded debt at a lower interest rate or adding new employees to existing pension plans, TABOR requires advance voter approval for the creation of any multiple-fiscal year debt or other financial obligation unless adequate present cash reserves are pledged irrevocably and held for payments in all future fiscal years.

**Yuma County, Colorado**  
**Notes to the Financial Statements**  
**December 31, 2016**  
**(Continued)**

**II. Stewardship, Compliance, and Accountability (continued)**

**B. TABOR Amendment (continued)**

TABOR also requires local governments to establish an emergency reserve to be used for declared emergencies only. Emergencies, as defined by TABOR, exclude economic conditions, revenue shortfalls, or salary or fringe benefit increases. These reserves are required to be 3% or more of fiscal year spending for fiscal years ending after December 31, 1995. Fiscal year spending excludes bonded debt service. The County has reserved a portion of the December 31, 2016 year-end fund balance in the General Fund for this purpose, in the amount \$449,000, which is the approximate required reserve. The Water Authority has restricted \$- for this purpose at December 31, 2016.

On November 2, 2004, The County's electorate approved the following ballot question:

*“Shall Yuma County be authorized to collect, retain, and spend all revenues and other funds collected from any sources, effective for taxes that are due January 1, 2005 and continuing thereafter, provided that Yuma County's property tax mill levy rate shall not be increased without voter approval; and shall the revenues be spent for County purposes as a voter approved revenue change and exception to the limits which would otherwise apply in Article X, Section 20 and including the limitations of C.R.S. 29-1-301.”*

The County's management believes it is in compliance with the financial provisions of TABOR. However, TABOR is complex and subject to interpretation. Many of its provisions, including the interpretation of how to calculate fiscal year spending limits, will require judicial interpretation.

**III. Detailed Notes on All Funds**

**A. Deposits and Investments**

The County's deposits are entirely covered by federal depository insurance (“FDIC”) or by collateral held under Colorado's Public Deposit Protection Act (“PDPA”). The FDIC insures the first \$250,000 of the County's deposits at each financial institution. Deposit balances over \$250,000 are collateralized as required by PDPA. The carrying amount of the County's demand deposits was \$3,554,058 at year end.

*Fair Value of Investments*

The County measures and records its investments using fair value measurement guidelines established by generally accepted accounting principles. These guidelines recognize a three-tiered fair value hierarchy, as follows:

- *Level 1:* Quoted prices for identical investments in active markets;
- *Level 2:* Observable inputs other than quoted market prices; and,
- *Level 3:* Unobservable inputs.

**Yuma County, Colorado**  
**Notes to the Financial Statements**  
**December 31, 2016**  
**(Continued)**

**III. Detailed Notes on All Funds (continued)**

**A. Deposits and Investments (continued)**

At December 31, 2016 the County had the following recurring fair value measurements:

<u>Investments Measured at Fair Value</u>	<u>Fair Value Measurements Using</u>		
	<u>Level 1</u>	<u>Level 2</u>	<u>Level 3</u>
US agencies	\$ 14,084,282	\$ 14,084,282	\$ -
<u>Investments Measured at Net Asset Value</u>			
C-Safe	\$ 4,461,103		
Colotrust	1,240,055		
Total	<u>5,701,158</u>		

Debt and equity securities classified in Level 1 are valued using prices quoted in active markets for those securities. Debt and equity securities classified in Level 2 are valued using the following approaches:

- U.S. Treasuries, U.S. Agencies, and Commercial Paper: quoted prices for identical securities in markets that are not active;
- Corporate and Municipal Bonds: quoted prices for similar securities in active markets;
- Repurchase Agreements, Negotiable Certificates of Deposit, and Collateralized Debt Obligations: matrix pricing based on the securities' relationship to benchmark quoted prices;
- Money Market, Bond, and Equity Mutual Funds: published fair value per share (unit) for each fund.

Debt securities, namely collateralized debt obligations, if any, classified in Level 3 are valued using consensus pricing, management's estimate, and an appraisal service, where necessary.

The Investment Pool represents investments in COLOTRUST and C-SAFE. The fair value of the pool is determined by the pool's share price. The County has no regulatory oversight for the pool. At December 31, 2016, the County's investments in COLOTRUST and C-SAFE were 29% of the County's investment portfolio.

*Interest Rate Risk.* As a means of limiting its exposure to interest rate risk, the County diversifies its investments by security type and institution, and limits holdings in any one type of investment with any one issuer. The County coordinates its investment maturities to closely match cash flow needs and restricts the maximum investment term to less than five years from the purchase date. As a result of the limited length of maturities the County has limited its interest rate risk.

**Yuma County, Colorado**  
**Notes to the Financial Statements**  
**December 31, 2016**  
**(Continued)**

**III. Detailed Notes on All Funds (continued)**

**A. Deposits and Investments (continued)**

*Credit Risk.* State law and County policy limit investments to those authorized by State statutes including U.S. agencies and 2a7-like pools. The County's general investment policy is to apply the prudent-person rule: Investments are made as prudent person would be expected to act, with discretion and intelligence, to seek reasonable income, preserve capital, and, in general, avoid speculative investments

*Concentration of Credit Risk.* The County diversifies its investments by security type and institution. Investments may only be made in those financial institutions which are insured or issued by the Federal Deposit Insurance Corporations, the Federal Home Mortgage Association, the Federal Savings and Loan Insurance Corporation, and Congressional authorized mortgage lenders and investments that are federally guaranteed. Financial institutions holding County funds must provide the County a copy of the certificate from the Banking Authority that states that the institution is an eligible public depository. At December 31, 2016, the County's investments in Fannie Mae, Freddie Mac, Federal Home Loan Bank, Federal Farm Credit Bank, and FICO strips were 24%, 37%, 3%, 29%, and 6% of the County's investment portfolio, respectively.

At December 31, 2016, unrealized gains or (losses) were \$17,353 which reflects changes in the fair market value of investments. The County had the following cash and investments with the following maturities:

	<b>Standard &amp; Poors Rating</b>	<b>Carrying Amounts</b>	<b>Less than one year</b>	<b>Less than five years</b>
<i>Deposits:</i>				
Cash on hand	<i>Not Rated</i>	\$ 5,756	\$ 5,756	\$ -
Checking	<i>Not Rated</i>	1,939,726	1,939,726	-
Savings	<i>Not Rated</i>	758,576	758,576	-
Certificates of deposit	<i>Not Rated</i>	850,000	350,000	500,000
<i>Investments:</i>				
Pools	<i>AAAm</i>	5,701,158	5,701,158	-
Agencies	<i>Aaa - AA+</i>	14,084,282	904,610	13,179,672
Total		<u>\$ 23,339,498</u>	<u>\$ 9,659,826</u>	<u>\$ 13,679,672</u>

**Financial statement captions:**

Cash and investments:

Governmental funds	\$ 22,172,535
Fiduciary funds	945,140
Yuma County Water Authority	221,823
<b>Total</b>	<u>\$ 23,339,498</u>

The investment pools represent investments in COLOTRUST and C-SAFE which are 2a7-like pools. The fair value of the pools is determined by the pools' share price. The County has no regulatory oversight for the pools.

**Yuma County, Colorado**  
**Notes to the Financial Statements**  
**December 31, 2016**  
**(Continued)**

**III. Detailed Notes on All Funds (continued)**

**B. Receivables**

Receivables as of year-end for the County's funds are as follows. The County considers all receivables collectible and therefore, has not provided a reserve for uncollectible accounts receivable.

	<u>General</u>	<u>Road and Bridge</u>	<u>Human Services</u>	<u>Grant</u>	<u>Water Authority Public Imp. District</u>	<u>Non-Major Funds</u>	<u>Grand Total</u>
Receivables:							
Taxes	\$ 4,004,784	\$ 604,446	\$ 239,006	\$ -	\$ 1,075,527	\$ 358,509	\$ 6,282,272
Accounts	66,733	-	-	-	-	2,207	68,940
Intergovernmental	-	366,551	82,451	37,819	11,353	8,882	507,056
<b>Net receivables</b>	<u>\$ 4,071,517</u>	<u>\$ 970,997</u>	<u>\$ 321,457</u>	<u>\$ 37,819</u>	<u>\$ 1,086,880</u>	<u>\$ 369,598</u>	<u>\$ 6,858,268</u>

**C. Capital Assets**

Capital asset activity for the year ended December 31, 2016 was as follows for the County:

	<u>Beginning Balance</u>	<u>Increases</u>	<u>Decreases</u>	<u>Ending Balance</u>
<b>Governmental activities:</b>				
Capital assets, not being depreciated:				
Land	\$ 532,983	\$ -	\$ -	\$ 532,983
Water rights	20,139,000	-	-	20,139,000
Total capital assets, not being depreciated	<u>20,671,983</u>	<u>-</u>	<u>-</u>	<u>20,671,983</u>
Capital assets, being depreciated:				
Buildings and other improvements	6,430,588	176,095	-	6,606,683
Equipment	11,752,321	1,306,596	(2,094,870)	10,964,047
Infrastructure - Roads and bridges	16,197,117	-	-	16,197,117
Total capital assets being depreciated	<u>34,380,026</u>	<u>1,482,691</u>	<u>(2,094,870)</u>	<u>33,767,847</u>
Less accumulated depreciation for:				
Buildings and other improvements	(3,023,569)	(213,059)	-	(3,236,628)
Equipment	(8,962,704)	(859,603)	1,873,018	(7,949,289)
Infrastructure - Roads and bridges	(10,701,862)	(781,356)	-	(11,483,218)
Total accumulated depreciation	<u>(22,688,135)</u>	<u>(1,854,018)</u>	<u>1,873,018</u>	<u>(22,669,135)</u>
Total capital assets being depreciated, net	<u>11,691,891</u>	<u>(371,327)</u>	<u>(221,852)</u>	<u>11,098,712</u>
<b>Governmental activities capital assets, net</b>	<u>\$ 32,363,874</u>	<u>\$ (371,327)</u>	<u>\$ (221,852)</u>	<u>\$ 31,770,695</u>

**Yuma County, Colorado**  
**Notes to the Financial Statements**  
**December 31, 2016**  
**(Continued)**

**III. Detailed Notes on All Funds (continued)**

**C. Capital Assets (continued)**

Capital asset activity for the past year was as follows for the Water Authority:

	<u>Beginning Balance</u>	<u>Increases</u>	<u>Decreases</u>	<u>Ending Balance</u>
<b>Governmental Activities - Component unit:</b>				
Capital assets, not being depreciated:				
Water rights	\$ 739,564	\$ -	\$ -	\$ 739,564
Total capital assets, not being depreciated	<u>739,564</u>	<u>-</u>	<u>-</u>	<u>739,564</u>
<b>Governmental activities capital assets - Component unit</b>				
	<u>\$ 739,564</u>	<u>\$ -</u>	<u>\$ -</u>	<u>\$ 739,564</u>

Depreciation expense was charged to functions of the primary government as follows:

	<u>Depreciation Expense</u>
<b>Governmental activities:</b>	
General government	\$ 150,546
Public safety	145,077
Health and human services	93,426
Community auxiliary services	112,117
Public works	1,310,531
Landfill	42,320
<b>Total depreciation expense - governmental activities</b>	<u>\$ 1,854,017</u>

**D. Interfund Receivables, Payables and Transfers**

Transfers for 2016 were as follows:

<u>Transferred from</u>	<u>Transferred to</u>	<u>Amount</u>	<u>Reason</u>
General Fund	Landfill Fund	\$ 99,756	Fund landfill operations
General Fund	Sheriff's Victim Assistance and Grant Fund	18,383	Fund grant costs
General Fund	Separation of employment	60,000	Fund retirement costs
General Fund	Capital Acquisition Fund	285,838	Fund capital outlay
Recreation Fund	Grant Fund	16,903	Fund grant costs
Landfill Fund	Landfill Closure Fund	5,000	Fund closure costs
<b>Total</b>		<u>\$ 485,880</u>	
Water Authority	General Fund	<u>\$ 29,413</u>	Transfer excess

**Yuma County, Colorado**  
**Notes to the Financial Statements**  
**December 31, 2016**  
**(Continued)**

**III. Detailed Notes on All Funds (continued)**

**E. Operating Leases**

The County is committed to leases for office equipment, computer systems and equipment and gravel. These leases are considered, for accounting purposes, to be operating leases, and therefore, the liability and the related assets have not been recorded on these financial statements

**F. Long-term Liabilities**

**1. General Obligation Bonds, Series 2008**

The Water Authority Public Improvement District, a blended component unit of the County, issued \$5,780,000 of general obligations bonds in 2008, the proceeds of which were used to acquire water rights. These bonds bear interest at annual rates ranging from 3.25% to 4.60%. Starting in 2010, principal payments ranging from \$100,000 to \$555,000 are due annually on December 1, through 2023. Starting in 2010, interest payments are due June 1 and December 1, through 2023.

The General Obligation Bonds, Series 2008 also bear supplemental interest for the period from the delivery of the bonds through the payment of supplemental interest registered coupons, which matured at \$225,000 on December 1, 2010.

These bonds constitute general obligations of the Water Authority Public Improvement District and were partially refunded in 2016 through the subsequent bond issue.

**2. General Obligation Refunding Bonds, Series 2016**

The Water Authority Public Improvement District, a blended component unit of the County, issued \$2,725,000 of general obligations bonds in 2016, the proceeds of which were used to acquire water rights. These bonds bear interest at annual rates of 2%. Principal and interest payments are due June 1 and December 1, through 2023.

These bonds constitute general obligations of the Water Authority Public Improvement District and are not refundable.

**3. Colorado Water Conservation Board (“CWCB”) Note Payable**

The Water Authority Public Improvement District entered into a loan agreement with the CWCB in 2008 in the amount of \$9,595,000, the proceeds of which were used to acquire water rights. This note bears interest at an annual rate of 2.25%. Starting in 2010, aggregate principal and interest payments of \$607,016 are due June 1, through 2029.

The loan constitutes a general obligation of the Water Authority Public Improvement District.

**Yuma County, Colorado**  
**Notes to the Financial Statements**  
**December 31, 2016**  
**(Continued)**

**III. Detailed Notes on All Funds (continued)**

**F. Long-term Liabilities (continued)**

**4. Compensated Absences**

The County has a policy for the accumulation of personal leave payouts, subject to certain maximum limits. In accordance with GAAP, the County's approximate liability for personal leave and compensation time pay earned by employees at December 31, 2016 has been reflected in the government-wide financial statements. This liability is generally liquidated by the Separation of Employment Fund.

**5. Landfill Closure Costs – Contingent Liability**

State and federal laws and regulations require that the County place a final cover on its landfill when closed and perform certain maintenance and monitoring functions at the landfill site for thirty years after closure. In addition to operating expenses relating to current activities of the landfill, a liability provision is being recognized based on the future closure and post closure care. Closure and post closure care costs are recognized based on the amount of the landfill used during the year.

The estimated liability for landfill closure and post closure care costs has a balance of \$312,514 at December 31, 2016, which is based upon 25% usage (estimated percentage filled) of the landfill. It is estimated that an additional \$504,990 will be recognized as closure and post closure care expenses between the date of the balance sheet and 2080; the date the landfill is expected to be filled to capacity. The estimated total current cost of the landfill closure and post closure costs of \$817,504 is based on the amount that would be paid if all equipment, facilities, and services required to close, monitor, and maintain the landfill were acquired as of December 31, 2016. Closure and post closure costs are estimated to be \$775,139 and \$42,365, respectively. However, the actual costs of closure and post closure may be higher due to inflation, changes in technology, or changes in landfill laws and regulations.

The County is required by state and federal laws and regulations to provide adequate financial resources to pay for all closure and post closure care. The remaining portion of anticipated future inflation costs and additional costs that might arise from changes in post closure requirements (due to changes in technology or more rigorous environmental regulations, for example) may need to be covered by charges to future landfill users, taxpayers, or both.

**Yuma County, Colorado**  
**Notes to the Financial Statements**  
**December 31, 2016**  
**(Continued)**

**III. Detailed Notes on All Funds (continued)**

**F. Long-term Liabilities (continued)**

**6. Activity and Debt Service Schedules**

Long-term liability activity for the year ended December 31, 2016, was as follows:

	<b>Balance January 1, 2016</b>	<b>Additions</b>	<b>(Reductions)</b>	<b>Balance December 31, 2016</b>	<b>Due Within One Year</b>
G.O. Bonds:					
Series 2008	\$ 3,849,877	\$ -	\$ (2,969,877)	\$ 880,000	\$ 430,000
Series 2016	-	2,725,000	-	2,725,000	485,000
Premium on 2016	-	78,800	-	78,800	-
Notes payable	7,111,142	-	(447,015)	6,664,127	457,073
Accrued comp. absences	388,284	33,680	-	421,964	-
Landfill closure	295,460	17,054	-	312,514	-
<b>Total</b>	<b>\$ 11,644,763</b>	<b>\$ 2,854,534</b>	<b>\$ (3,416,892)</b>	<b>\$ 11,082,405</b>	<b>\$ 1,372,073</b>

Aggregate annual debt service requirements at December 31, 2016, are as follows:

	<b>Principal</b>	<b>Interest</b>	<b>Total</b>
2017	942,073	317,644	\$ 1,259,717
2018	972,357	304,897	1,277,254
2019	1,007,873	181,443	1,189,316
2020	1,028,625	160,091	1,188,716
2021	1,039,619	138,297	1,177,916
2021-2025	4,247,838	428,257	4,676,095
2026-2029	1,030,743	33,247	1,063,990
	<u>10,269,127</u>	<u>\$ 1,563,877</u>	<u>\$ 11,833,004</u>
Add: Deferred amounts			
Premium on bonds	78,800		
Total Debt	<u>\$ 10,347,927</u>		

**Yuma County, Colorado**  
**Notes to the Financial Statements**  
**December 31, 2016**  
**(Continued)**

**III. Detailed Notes on All Funds (continued)**

**G. Fund Balance**

The County classifies governmental fund balances as follows:

Non-spendable - includes fund balance amounts that cannot be spent either because it is not in spendable form or because of legal or contractual requirements.

Spendable Fund Balance:

Restricted – includes fund balance amounts that are constrained for specific purposes which are externally imposed by providers, such as creditors or amounts constrained due to constitutional provisions or enabling legislation.

Committed – includes fund balance amounts that are constrained for specific purposes that are internally imposed by the government through formal action of the highest level of decision making authority which is the County Commissioners. The County's original budget legislation begins with combining historical data, assessment of needs for the upcoming year and the County Commissioners' platform to review, and / or make changes to each department's budget. Before year end, a budgetary committee will meet again with each department for final review and approval of preliminary budget. The Budget is then formally presented to the County Commissioners via an advertised public process for their review, revisions and final approval by year end. All subsequent budget requests made during the year, after the County Commissioners approval, must be presented via a public process and again approval by the County Commissioners.

Assigned – includes spendable fund balance amounts that are intended to be used for specific purposes that are neither considered restricted or committed. Fund Balance may be assigned by the County Commissioners or its management designee.

Unassigned - includes residual positive fund balance within a general fund which has not been classified within the other above mentioned categories. Unassigned fund balance may also include negative balances for any governmental fund if expenditures exceed amounts.

The County uses restricted amounts to be spent first when both restricted and unrestricted fund balance is available unless there are legal documents / contracts that prohibit doing this, such as in grant agreements requiring dollar for dollar spending. The County does not have a formal minimum fund balance policy.

**Yuma County, Colorado**  
**Notes to the Financial Statements**  
**December 31, 2016**  
**(Continued)**

**III. Detailed Notes on All Funds (continued)**

**G. Fund Balance (continued)**

Fund balance classifications are reported in the aggregate on the face of the balance sheet. The components of each classification are as follows:

	<u>General</u>	<u>Road and Bridge</u>	<u>Human Services</u>	<u>Grant</u>	<u>Water Authority Public Imp. District</u>
Nonspendable:					
Inventory	\$ -	\$ 276,871	\$ -	\$ -	\$ -
<b>Total Nonspendable:</b>	<b>\$ -</b>	<b>\$ 276,871</b>	<b>\$ -</b>	<b>\$ -</b>	<b>\$ -</b>
Restricted:					
Constitutionally required emergency reserve	\$ 449,000	\$ -	\$ -	\$ -	\$ -
Road impact fees	-	81,225	-	-	-
Capital projects and purchases	-	-	-	26,710	-
<b>Total Restricted:</b>	<b>\$ 449,000</b>	<b>\$ 81,225</b>	<b>\$ -</b>	<b>\$ 26,710</b>	<b>\$ -</b>
Committed:					
Accrued compensation	\$ 237,210	\$ -	\$ -	\$ -	\$ -
Water Purchases	760,000	-	-	-	614,731
Commitment for future projects	2,408,941	-	-	-	-
Maintenance and monitoring	-	6,059,296	-	-	-
Human services	-	-	655,594	-	-
<b>Total Committed:</b>	<b>\$ 3,406,151</b>	<b>\$ 6,059,296</b>	<b>\$ 655,594</b>	<b>\$ -</b>	<b>\$ 614,731</b>
Assigned:					
Budget assignments	\$ 7,223,065	\$ -	\$ -	\$ -	\$ -
<b>Total Assigned:</b>	<b>\$ 7,223,065</b>	<b>\$ -</b>	<b>\$ -</b>	<b>\$ -</b>	<b>\$ -</b>
	<u>Landfill Fund</u>	<u>Landfill Closure Fund</u>	<u>Recreation Fund</u>	<u>Conservation Trust Fund</u>	<u>Capital Acquisitions Fund</u>
Restricted:					
Maintenance and monitoring	\$ -	\$ 104,866	\$ -	\$ -	\$ -
Culture and recreation	-	-	-	140,154	-
<b>Total Restricted:</b>	<b>\$ -</b>	<b>\$ 104,866</b>	<b>\$ -</b>	<b>\$ 140,154</b>	<b>\$ -</b>
Assigned:					
Capital projects and purchases	\$ -	\$ -	\$ -	\$ -	\$ 781,826
Culture and recreation	-	-	1,071,034	-	-
Landfill	124,370	-	-	-	-
<b>Total Assigned:</b>	<b>\$ 124,370</b>	<b>\$ -</b>	<b>\$ 1,071,034</b>	<b>\$ -</b>	<b>\$ 781,826</b>

**Yuma County, Colorado**  
**Notes to the Financial Statements**  
**December 31, 2016**  
**(Continued)**

**III. Detailed Notes on All Funds (continued)**

**G. Fund Balance (continued)**

	<u>Useful Public Fund</u>	<u>Sheriff's Victim Assistance and Grant Fund</u>	<u>Task Force Fund</u>	<u>Separation of Employment Fund</u>	<u>Self Insurance Fund</u>
Restricted:					
Public safety	\$ 14,366	63,272	-	-	-
<b>Total Restricted:</b>	<u>\$ 14,366</u>	<u>63,272</u>	<u>-</u>	<u>-</u>	<u>-</u>
Committed:					
Accrued compensation	\$ -	\$ -	\$ -	\$ 108,789	\$ -
County insurance	-	-	-	-	989,768
<b>Total Committed:</b>	<u>\$ -</u>	<u>\$ -</u>	<u>\$ -</u>	<u>\$ 108,789</u>	<u>\$ 989,768</u>

**IV. Other Information**

**A. Employee Retirement Plans**

**1. Defined Contribution Pension Plan (401a)**

Under a defined contribution pension plan, the benefits a participant will receive depend solely on the amount contributed to the participant's account plus the returns earned on investments of those contributions.

Participation is mandatory for all employees after one year of employment. Eligible employees contribute 5% of their base pay, and the County contributes 5% of their base pay. The plan has a five (5) year vesting period and is distributed upon an employee's separation from service, disability, or death.

The contribution requirements of the retirement plan participants and the County are established, and may be amended, by the County Commissioners. During 2016, the County matched the employees' required employer contributions, which amounted to \$182,241. The County's total payroll for 2016 was \$4,871,380 and covered payroll was \$3,644,819. The plan is administered by the Colorado Counties Officers and Employees Retirement Association ("CCOERA").

As the County is not the trustee and does not administer the plan, the plan is not included in the financial statements. The County has no liability for losses under the plan but does have the duty of due care that would be required of an ordinary prudent investor.

**2. Deferred Compensation Plan (Section 457)**

The County offers its employees a deferred compensation plan created in accordance with Internal Revenue Code Section 457. The plan, available to all County employees, permits them to defer a portion of their salary until future years. The deferred compensation is not available to employees until separation from service or death.

The County has no liability for losses under the plan, does not administer the plan and is not the trustee of the plan; therefore, the plan is not included in the financial statements.

**Yuma County, Colorado**  
**Notes to the Financial Statements**  
**December 31, 2016**  
**(Continued)**

**IV. Other Information (continued)**

**A. Employee Retirement Plans (continued)**

**2. Deferred Compensation Plan (Section 457) (continued)**

The plans deferral limit was \$18,000 in 2016 with a catchup provision of an additional \$6,000 for participants over 50

**B. Cafeteria Plan**

The County offers a cafeteria plan organized under Internal Revenue Code Section 125 that includes the following benefits: accident and/or term life insurance, health insurance premiums, unreimbursed health expense, and dependent day care reimbursement. No cost to the County is recognized, as the plan is a salary reduction plan.

**C. Post Employment Health Care Benefits**

All County employees covered by COBRA insurance may continue their health insurance following a reduction in work hours or termination of employment. Employees who elect continued coverage must pay for premiums from the termination date of coverage and monthly thereafter. No cost to the County is recognized as participants make payments directly to the CTSI – County Health Pool for their premium cost.

**D. Commitments and Contingencies**

Amounts received or receivable from grantor agencies are subject to audit and adjustment by grantor agencies, principally the federal government. Any disallowed claims, including amounts already collected, may constitute a liability of the applicable funds. The amount, if any, of expenditures which may be disallowed by the grantor cannot be determined at this time although the County expects such amounts, if any, to be immaterial.

During the normal course of business, the County incurs claims and other assertions against it from various agencies and individuals. Management of the County believes that none of these claims or assertions is significant enough that they would materially affect the fairness of the presentation of the financial statements at December 31, 2016.

**E. Risk Management**

The County is exposed to various risks of loss related to workers' compensation; general liability; unemployment; torts; theft of, damage to, and destruction of assets; and errors and omissions. The County has acquired commercial coverage for these risks and claims, if any, are not expected to exceed the commercial insurance coverage. The County has also joined the following self-insurance pools to obtain insurance coverage. The pools are groups of other Colorado counties that have associated to obtain various types of insurance.

**Yuma County, Colorado**  
**Notes to the Financial Statements**  
**December 31, 2016**  
**(Continued)**

**IV. Other Information (continued)**

**E. Risk Management (continued)**

The County is a member of the Colorado Counties Casualty and Property Pool (“CAPP”) and the County Worker’s Compensation Pool (“CWCP”). CAPP and CWCP have a legal obligation for claims against its members to the extent that funds are available in their annually established loss funds; amounts are available from insurance providers under excess specific and aggregate insurance contracts. Losses incurred in excess of loss funds are direct liabilities of the participating members. CAPP and CWCP have indicated that the amount of any excess losses would be billed to members in proportion to their contributions in the year such excess occurs, although they are not legally required to do so. The ultimate liability, if any, to the County resulting from claims not covered by CAPP and CWCP is not presently determinable. Management is of the opinion that the final outcome of such claims, if any, will not have a materially adverse effect on the County’s financial statements.

**1. Colorado Counties Casualty and Property Pool**

The County is exposed to various risks of loss related to property and casualty losses. The County joined together with other counties in the State of Colorado to form the Colorado Counties Casualty and Property Pool (“CAAP”), a public entity risk pool currently operating as a common risk management and insurance program for member counties. The County pays an annual contribution to CAPP for its property and casualty insurance coverage. The intergovernmental agreement of formation of CAPP provides that the Pool will be financially self-sustaining through member contributions and additional assessments, if necessary, and the Pool will purchase excess insurance through commercial companies for members’ claims in excess of a specified self-insured retention, which is determined each policy year.

**2. County Workers’ Compensation Pool**

The County is exposed to various risks of loss related to injuries of employees while on the job. As previously explained, the County joined together with other counties in the State of Colorado to form the County Worker’s Compensation Pool (“CWCP”), a public entity risk pool currently operating as a common risk management and insurance program for member counties.

The County pays an annual contribution to CWCP for its workers’ compensation insurance coverage. The intergovernmental agreement of formation of CWCP provides that the Pool will be financially self-sustaining through member contributions and additional assessments, if necessary, and the Pool will purchase excess insurance through commercial companies for members’ claims in excess of a specified self-insured retention, which is determined each policy year.

**F. Other Employee Benefits**

The County utilizes the CTSI – County Health Pool to provide health insurance benefits. The County provides basic, major medical, life, voluntary dental and vision coverage to all full-time employees and their eligible dependents. The plan is funded by the County and employee contributions, and benefits are administered through the CTSI – County Health Pool.

**Yuma County, Colorado**  
**Notes to the Financial Statements**  
**December 31, 2016**  
**(Continued)**

**IV. Other Information (continued)**

**G. Significant Taxpayers**

Twenty seven percent (27%) of all County-wide property taxes were paid by ten taxpayers. The following are the top ten taxpayers in the County:

<u>Name</u>	<u>Assessed Value</u>	<u>Tax Dollars</u>
CHEYENNE PLAINS GAS PIPELINE CO	\$ 10,479,100	\$ 781,921
BNSF RAILWAY COMPANY	10,963,400	752,251
AUGUSTUS ENERGY RESOURCES, LLC	7,533,690	529,552
OVERLAND PASS PIPELINE CO, LLC	7,248,000	496,739
ROSEWOOD RESOURCES, INC	6,839,690	485,480
Y-W ELEC ASSN INC	6,390,100	449,146
TALLGRASS PONY EXPRESS PIPELINE LLC	5,881,800	402,359
TRI-STATE GENERATION & TRANSMISSION ASSN., INC	4,463,900	308,878
MURPHY-BROWN LLC	4,009,340	295,667
SEABOARD FARMS, INC	3,990,940	278,980
<b>Totals</b>	<b>\$ 67,799,960</b>	<b>\$ 4,780,973</b>

**H. Intergovernmental Agreements**

**1. W-Y Combined Communications Center**

The W-Y Combined Communications Center (the "Center") was formed by intergovernmental agreement to provide emergency and dispatch services to the public safety providers in the Washington and Yuma County area. During 2016, the following entities provided the financial support to the Center:

Yuma County	\$ 440,000
Washington County	220,000
Washington-Yuma Counties E911 Authority	60,000
RETAC Coordinator	99,033
<b>Total</b>	<b>\$ 819,033</b>

Yuma County, Colorado  
Notes to the Financial Statements  
December 31, 2016  
(Continued)

IV. Other Information (continued)

H. Intergovernmental Agreements (continued)

1. W-Y Combined Communications Center (continued)

The following are the condensed, audited financial statements of the Center at December 31, 2016:

**Statement of Net Position**

**Assets:**

Current other assets	\$ 132,082
Capital assets, net	3,412
<b>Total Assets</b>	135,494

**Deferred Outflows of Resources:**

Pension related deferred outflows	251,229
<b>Total Deferred Outflows of Resources</b>	251,229

**Liabilities:**

Other liabilities	1,318
Long-term liabilities	982,804
<b>Total Liabilities</b>	984,122

**Deferred Inflows of Resources:**

Pension related deferred inflows	58,917
<b>Total Deferred Inflows of Resources</b>	58,917

**Net Position:**

Net investment in capital assets	3,412
Unrestricted	(659,728)
<b>Total Net Position</b>	\$ (656,316)

**Statement of Activities:**

**Revenues:**

Allocation governments	\$ 819,033
Other	408
<b>Total Revenues</b>	819,441

**Expenditures:**

Salaries and benefits	622,310
Other	178,749
<b>Total Expenditures</b>	801,059

<b>Change in Net Position</b>	18,382
<b>Net Position - Beginning of Year</b>	(674,698)
<b>Net Position - End of Year</b>	\$ (656,316)

Complete separate financial statements of the Center may be obtained from the County.

**Yuma County, Colorado**  
**Notes to the Financial Statements**  
**December 31, 2016**  
**(Continued)**


**IV. Other Information (continued)**

**H. Intergovernmental Agreements (continued)**

**2. Republican River Water Conservation District**

The Yuma County Water Authority Public Improvement District, a blended component unit of the County, entered into an agreement with the Republican River Water Conservation District (the "Conservation District") in 2008 whereby the Water Authority Public Improvement District is leasing certain water rights to the Conservation District for \$5,000,000. The lease term is for twenty years and expires December 31, 2028. The related revenue was received by the Water Authority Public Improvement District in 2008. This revenue was recognized on the fund financial statements in 2008. However, for the government-wide financial statements, the revenue is recognized evenly over the twenty-year lease term. For the year ended December 31, 2016 the government-wide financial statements include earned revenue of \$250,000 and advanced water lease revenue of \$3,000,000.

**REQUIRED SUPPLEMENTARY INFORMATION**



**Yuma County, Colorado**  
**General Fund**  
**Schedule of Revenues, Expenditures and Changes in Fund Balance**  
**Budget (GAAP) Basis and Actual**  
**For the Year Ended December 31, 2016**  
**(With Comparative Actual Amounts for 2015)**

	2016			2015	
	Original Budget	Final Budget	Actual	Final Budget Variance Positive (Negative)	Actual
<b>Revenues:</b>					
<b>Taxes:</b>					
General property taxes	4,681,687	4,681,687	4,671,174	(10,513)	4,196,590
Interest and delinquent taxes	7,000	7,000	9,897	2,897	9,658
<b>Intergovernmental revenue:</b>					
State sources	106,137	106,137	100,174	(5,963)	95,604
Federal sources	15,700	15,700	33,994	18,294	22,772
<b>Licenses and permits</b>	3,600	3,600	5,511	1,911	6,417
<b>Charges for services</b>	816,500	816,500	1,002,872	186,372	971,945
<b>Investment income</b>	125,000	125,000	35,762	(89,238)	125,961
<b>Other</b>	45,400	45,400	99,831	54,431	97,463
<b>Total Revenues</b>	<u>5,801,024</u>	<u>5,801,024</u>	<u>5,959,215</u>	<u>158,191</u>	<u>5,526,410</u>
<b>Expenditures:</b>					
<b>General government:</b>					
Administrative	153,200	153,200	144,439	8,761	130,132
Commissioners	537,000	537,000	516,983	20,017	495,737
Attorney	38,020	38,020	30,832	7,188	7,887
Planning and zoning	42,800	42,800	35,848	6,952	37,300
County Clerk	359,500	359,500	315,177	44,323	325,396
County Treasurer	216,945	216,945	200,222	16,723	190,914
County Assessor	368,550	368,550	329,676	38,874	332,651
GIS mapping	49,300	49,300	46,808	2,492	42,691
Elections	142,100	142,100	64,638	77,462	45,665
Building maintenance	281,000	294,000	286,781	7,219	264,689
Drivers license	52,050	52,390	52,390	-	55,396
Assessor maps	2,500	2,500	1,230	1,270	1,940
Telephone	4,000	4,000	3,014	986	4,172
<b>Judicial:</b>					
District Attorney	197,250	197,250	197,250	-	197,250
<b>Public Safety:</b>					
Sheriff	865,400	886,400	885,739	661	786,173
Jail	908,700	908,700	881,605	27,095	819,863
Coroner	54,900	56,800	56,721	79	46,268
E-911 communications	440,000	440,000	440,000	-	440,000
Emergency preparedness	32,500	32,500	30,391	2,109	30,001
<b>Health and Human Services:</b>					
Northeast Colorado Health Department	97,010	97,010	97,010	-	97,010
Centennial Mental Health	-	-	-	-	19,688
Emergency medical services	60,500	60,500	22,367	38,133	8,347
Eastern CO Services for Developmentally Disabled	20,762	20,762	20,762	-	16,072
<b>Community Auxiliary Services:</b>					
W-Y Communications tower	3,000	3,000	653	2,347	1,477
Irrigation research	4,000	4,000	4,000	-	4,000
Golden Plains Extension	198,500	198,500	182,962	15,538	197,630
Northeast Colorado Bookmobile	30,000	30,000	30,000	-	25,003
Veterans' Officer	8,550	8,550	8,511	39	8,283
County fair	244,030	258,600	229,912	28,688	235,260
County express	33,321	33,321	33,321	-	33,321
County economic development	45,000	45,000	45,000	-	45,000
Northeastern Colorado Association of Local Gov'ts.	18,433	18,433	18,433	-	16,422
Water expenditures	51,000	51,000	50,215	785	50,215
<b>Total Expenditures</b>	<u>5,559,821</u>	<u>5,610,631</u>	<u>5,262,890</u>	<u>347,741</u>	<u>5,011,853</u>
<b>Excess (Deficiency) of Revenues Over Expenditures</b>	241,203	190,393	696,325	505,932	514,557
<b>Other Financing (Uses):</b>					
Transfers (out)	(1,142,094)	(1,142,094)	(457,977)	684,117	(424,129)
Sale of assets	-	-	3,776	3,776	2,800
<b>Total Other Financing (Uses)</b>	<u>(1,142,094)</u>	<u>(1,142,094)</u>	<u>(454,201)</u>	<u>687,893</u>	<u>(421,329)</u>
<b>Net Change in Fund Balance</b>	<u>(900,891)</u>	<u>(951,701)</u>	242,124	<u>1,193,825</u>	93,228
<b>Fund Balances - Beginning of Year</b>			<u>11,078,215</u>		<u>10,984,987</u>
<b>Fund Balances - End of Year</b>			<u>11,320,339</u>		<u>11,078,215</u>

The accompanying notes are an integral part of these financial statements.

**Yuma County, Colorado**  
**Road and Bridge Fund**  
**Schedule of Revenues, Expenditures and Changes in Fund Balance**  
**Budget (GAAP) Basis and Actual**  
**For the Year Ended December 31, 2016**  
**(With Comparative Actual Amounts for 2015)**

	2016			Final Budget Variance Positive (Negative)	2015
	Original Budget	Final Budget	Actual		Actual
<b>Revenues:</b>					
<b>Taxes:</b>					
General property taxes	707,710	707,710	706,553	(1,157)	634,936
Specific ownership taxes	532,000	532,000	673,493	141,493	682,219
Interest and delinquent taxes	500	500	1,239	739	1,190
<b>Total Local Sources</b>	<u>1,240,210</u>	<u>1,240,210</u>	<u>1,381,285</u>	<u>141,075</u>	<u>1,318,345</u>
<b>Intergovernmental revenues:</b>					
Federal sources	48,050	48,050	43,954	(4,096)	342,563
State sources	3,272,968	3,272,968	3,054,657	(218,311)	3,597,693
<b>Total Intergovernmental revenues</b>	<u>3,321,018</u>	<u>3,321,018</u>	<u>3,098,611</u>	<u>(222,407)</u>	<u>3,940,256</u>
<b>Permits and licenses</b>	2,500	2,500	1,500	(1,000)	1,000
<b>Charges for services</b>	4,200	4,200	23,475	19,275	38,359
<b>Other Revenue</b>	<u>15,000</u>	<u>15,000</u>	<u>37,825</u>	<u>22,825</u>	<u>15,720</u>
<b>Total Revenues</b>	<u>4,582,928</u>	<u>4,582,928</u>	<u>4,542,696</u>	<u>(40,232)</u>	<u>5,313,680</u>
<b>Expenditures:</b>					
<b>Public Works:</b>					
Maintenance of condition	128,000	128,000	58,455	69,545	79,750
Administration and general	2,991,230	2,991,230	2,763,835	227,395	2,590,357
Construction and capital outlay	1,731,920	1,731,920	1,572,423	159,497	1,352,586
Reclamation	50,000	50,000	18,363	31,637	17,726
Grants and other	351,500	351,500	2,097	349,403	698,108
<b>Total Expenditures</b>	<u>5,252,650</u>	<u>5,252,650</u>	<u>4,415,173</u>	<u>837,477</u>	<u>4,738,527</u>
<b>Excess (Deficiency) of Revenues Over Expenditures</b>	(669,722)	(669,722)	127,523	797,245	575,153
<b>Other Financing Sources (Uses):</b>					
Insurance recoveries	-	-	37,889	37,889	-
<b>Total Other Financing Sources (Uses)</b>	<u>-</u>	<u>-</u>	<u>37,889</u>	<u>37,889</u>	<u>-</u>
<b>Net Change in Fund Balance</b>	<u>(669,722)</u>	<u>(669,722)</u>	165,412	<u>835,134</u>	575,153
<b>Fund Balances - Beginning of Year</b>			6,251,981		5,676,828
<b>Fund Balances - End of Year</b>			<u>6,417,393</u>		<u>6,251,981</u>

The accompanying notes are an integral part of these financial statements.

**Yuma County, Colorado**  
**Human Services Fund**  
**Schedule of Revenues, Expenditures and Changes in Fund Balance**  
**Budget (GAAP) Basis and Actual**  
**For the Year Ended December 31, 2016**  
**(With Comparative Actual Amounts for 2015)**

	2016			Final Budget Variance Positive (Negative)	2015
	Original Budget	Final Budget	Actual		Actual
<b>Revenues:</b>					
<b>Local sources:</b>					
General property taxes	280,003	280,003	280,078	75	251,695
<b>Total local sources</b>	<u>280,003</u>	<u>280,003</u>	<u>280,078</u>	<u>75</u>	<u>251,695</u>
<b>Program revenues:</b>					
Federal and State	3,295,612	3,295,612	2,967,226	(328,386)	2,800,585
<b>Total Revenues</b>	<u>3,575,615</u>	<u>3,575,615</u>	<u>3,247,304</u>	<u>(328,311)</u>	<u>3,052,280</u>
<b>Expenditures:</b>					
Colorado works	235,033	235,033	176,168	58,865	143,751
Child care	165,515	165,515	87,178	78,337	80,406
Child care grants	47,500	47,500	49,605	(2,105)	36,947
Administration & medical exams	284,251	284,251	282,132	2,119	267,441
Child welfare	701,916	701,916	647,160	54,756	611,394
Independent living	2,500	2,500	458	2,042	50
Core services	215,638	215,638	177,649	37,989	196,303
Child support	75,299	75,299	67,418	7,881	70,430
Employment first	93,690	93,690	61,199	32,491	107,801
LEAP - Low Energy Assistance Program	210,809	210,809	122,959	87,850	427
AND - Aid for Needy Disabled	45,565	45,565	45,346	219	47,983
Aid for Blind	1,000	1,000	-	1,000	-
OAP - Old Age Pension	257,173	257,173	233,288	23,885	256,798
HCA (Home Care Allowance)	11,669	11,669	8,938	2,731	14,703
Food stamps	1,180,714	1,180,714	1,208,179	(27,465)	1,193,771
Non-Allocated Programs	3,813	3,813	1,551	2,262	3,530
Other programs	85,310	85,310	42,165	43,145	33,731
IV-E and parental fees	1,500	1,500	-	1,500	-
IV-D retained collections	(16,327)	(16,327)	(15,609)	(718)	(17,714)
TANF collections	(979)	(979)	(204)	(775)	2,753
<b>Total Expenditures</b>	<u>3,601,589</u>	<u>3,601,589</u>	<u>3,195,580</u>	<u>406,009</u>	<u>3,050,505</u>
<b>Net Change in Fund Balance</b>	<u>(25,974)</u>	<u>(25,974)</u>	51,724	<u>77,698</u>	1,775
<b>Fund Balances - Beginning of Year</b>			603,871		602,096
<b>Fund Balances - End of Year</b>			<u>655,595</u>		<u>603,871</u>

The accompanying notes are an integral part of these financial statements.

**Yuma County, Colorado**  
**Special Revenue Funds**  
**Grant Fund**  
**Schedule of Revenues, Expenditures and Changes in Fund Balance**  
**Budget (GAAP) Basis and Actual**  
**For the Year Ended December 31, 2016**  
**(With Comparative Actual Amounts for 2015)**

	2016			Final Budget Variance Positive (Negative)	2015
	Original Budget	Final Budget	Actual		Actual
<b>Revenues:</b>					
Intergovernmental grants	518,396	518,396	313,383	(205,013)	484,542
Miscellaneous	50,094	50,094	12,389	(37,705)	(2,649)
<b>Total Revenues</b>	<b>568,490</b>	<b>568,490</b>	<b>325,772</b>	<b>(242,718)</b>	<b>481,893</b>
<b>Expenditures:</b>					
General government	327,556	327,556	78,551	249,005	18,883
Judicial	87,380	87,380	87,380	-	77,700
Public safety	15,964	15,964	6,683	9,281	392,170
Community auxiliary services	164,300	164,300	163,200	1,100	-
<b>Total Expenditures</b>	<b>595,200</b>	<b>595,200</b>	<b>335,814</b>	<b>259,386</b>	<b>488,753</b>
<b>Excess (Deficiency) of Revenues Over Expenditures</b>	<b>(26,710)</b>	<b>(26,710)</b>	<b>(10,042)</b>	<b>16,668</b>	<b>(6,860)</b>
<b>Other Financing Sources:</b>					
Transfers in	26,710	26,710	16,903	(9,807)	-
<b>Total Other Financing Sources</b>	<b>26,710</b>	<b>26,710</b>	<b>16,903</b>	<b>(9,807)</b>	<b>-</b>
<b>Net Change in Fund Balance</b>	<b>-</b>	<b>-</b>	<b>6,861</b>	<b>6,861</b>	<b>(6,860)</b>
<b>Fund Balances - Beginning of Year</b>			<b>19,850</b>		<b>26,710</b>
<b>Fund Balances - End of Year</b>			<b>26,711</b>		<b>19,850</b>


The accompanying notes are an integral part of these financial statements.

**Yuma County, Colorado**  
**Special Revenue Funds**  
**Water Authority Public Improvement District**  
**Schedule of Revenues, Expenditures and Changes in Fund Balance**  
**Budget (GAAP) Basis and Actual**  
**For the Year Ended December 31, 2016**  
**(With Comparative Actual Amounts for 2015)**

	<u>2016</u>			<b>Final Budget Variance Positive (Negative)</b>	<u>2015</u>
	<b>Original Budget</b>	<b>Final Budget</b>	<b>Actual</b>		<b>Actual</b>
<b>Revenues:</b>					
<b>Taxes:</b>					
General property taxes	1,259,270	1,259,270	1,257,296	(1,974)	1,129,807
Specific ownership taxes	97,000	97,000	130,856	33,856	132,628
Interest and delinquent taxes	-	-	2,137	2,137	2,076
<b>Other</b>		<u>500</u>	<u>930</u>	<u>430</u>	<u>742</u>
<b>Total Revenues</b>	<u>1,356,270</u>	<u>1,356,770</u>	<u>1,391,219</u>	<u>34,449</u>	<u>1,265,253</u>
<b>Expenditures:</b>					
<b>Community Auxiliary Services:</b>					
Administration and general	190,926	190,926	38,077	152,849	34,162
<b>Debt Service:</b>					
Principal	859,543	859,543	447,014	412,529	827,179
Interest	329,436	329,436	243,482	85,954	352,400
Issuance costs	-	-	77,990	(77,990)	-
<b>Total Expenditures</b>	<u>1,379,905</u>	<u>1,379,905</u>	<u>806,563</u>	<u>573,342</u>	<u>1,213,741</u>
<b>Excess (Deficiency) of Revenues Over Expenditures</b>	<u>(23,635)</u>	<u>(23,135)</u>	584,656	607,791	51,512
<b>Other Financing Sources:</b>					
Debt proceeds	-	-	2,725,000	2,725,000	-
Payment to refunded bond escrow agent	-	-	(3,224,291)	(3,224,291)	-
Premium on bonds issued	-	-	78,799	78,799	-
<b>Total Other Financing Sources</b>	<u>-</u>	<u>-</u>	<u>(420,492)</u>	<u>(420,492)</u>	<u>-</u>
<b>Net Change in Fund Balance</b>	<u>(23,635)</u>	<u>(23,135)</u>	164,164	<u>187,299</u>	51,512
<b>Fund Balances (deficit) - Beginning of Year</b>			<u>450,568</u>		<u>399,056</u>
<b>Fund Balances - End of Year</b>			<u>614,732</u>		<u>450,568</u>

The accompanying notes are an integral part of these financial statements.

**SUPPLEMENTARY INFORMATION**



Yuma County, Colorado  
Combining Balance Sheet  
Non-Major Governmental Funds  
December 31, 2016

	Special Revenue										
	Capital Acquisitions Fund	Landfill Fund	Landfill Closure Fund	Recreation Fund	Conservation Trust Fund	Useful Public Service	Sheriff's Victim Assistance and Grant Fund	TASK Force Fund	Separation of Employment Fund	Self Insurance Fund	Total Non-major Governmental Funds
<b>Assets:</b>											
Cash and investments	839,272	127,764	104,866	1,087,937	140,673	14,218	58,182	-	108,789	989,788	3,471,489
Property taxes receivable	-	-	-	239,006	-	-	-	-	-	119,503	358,509
Accounts receivable	2,000	-	-	-	-	207	-	-	-	-	2,207
Due from other governments	-	1,102	-	-	-	-	7,780	-	-	-	8,882
<b>Total Assets</b>	<u>841,272</u>	<u>128,866</u>	<u>104,866</u>	<u>1,326,943</u>	<u>140,673</u>	<u>14,425</u>	<u>65,962</u>	<u>-</u>	<u>108,789</u>	<u>1,109,291</u>	<u>3,841,087</u>
<b>Liabilities:</b>											
Accounts payable	336	4,496	-	16,903	519	59	2,690	-	-	20	25,023
Deferred revenue	59,110	-	-	-	-	-	-	-	-	-	59,110
<b>Total Liabilities</b>	<u>59,446</u>	<u>4,496</u>	<u>-</u>	<u>16,903</u>	<u>519</u>	<u>59</u>	<u>2,690</u>	<u>-</u>	<u>-</u>	<u>20</u>	<u>84,133</u>
<b>Deferred Inflows of Resources:</b>											
Unavailable revenue - property taxes	-	-	-	239,006	-	-	-	-	-	119,503	358,509
<b>Total Deferred Inflow of Resources</b>	<u>-</u>	<u>-</u>	<u>-</u>	<u>239,006</u>	<u>-</u>	<u>-</u>	<u>-</u>	<u>-</u>	<u>-</u>	<u>119,503</u>	<u>358,509</u>
<b>Fund Balances:</b>											
Restricted	-	-	104,866	-	140,154	14,366	63,272	-	-	-	322,658
Committed	-	-	-	-	-	-	-	-	108,789	989,768	1,098,557
Assigned	781,826	124,370	-	1,071,034	-	-	-	-	-	-	1,977,230
<b>Total Fund Balances</b>	<u>781,826</u>	<u>124,370</u>	<u>104,866</u>	<u>1,071,034</u>	<u>140,154</u>	<u>14,366</u>	<u>63,272</u>	<u>-</u>	<u>108,789</u>	<u>989,768</u>	<u>3,398,445</u>
<b>Total Liabilities, Deferred Inflows of Resources and Fund Balances</b>	<u>841,272</u>	<u>128,866</u>	<u>104,866</u>	<u>1,326,943</u>	<u>140,673</u>	<u>14,425</u>	<u>65,962</u>	<u>-</u>	<u>108,789</u>	<u>1,109,291</u>	<u>3,841,087</u>

The accompanying notes are an integral part of these financial statements.

Yuma County, Colorado  
Combining Statement of Revenues Expenditures and Changes in Fund Balance  
Non-Major Governmental Funds  
For the Year Ended December 31, 2016

Special Revenue

	Capital Acquisitions Fund	Landfill Fund	Landfill Closure Fund	Recreation Fund	Conservation Trust Fund	Useful Public Service Fund	Sheriff's Victim Assistance and Grant Fund	TASK Force Fund	Separation of Employment Fund	Self Insurance Fund	Total Non-major Governmental Funds
<b>Revenues:</b>											
Taxes	-	-	-	279,873	-	-	-	-	-	139,940	419,813
Intergovernmental	-	3,960	-	1,204	44,052	-	60,186	-	-	102	109,504
Charges for services	-	271,715	-	-	-	4,226	18,879	-	-	-	294,820
Investment income	-	-	817	-	1,022	-	-	-	-	-	1,839
Other sources	25,000	-	-	-	-	831	-	-	-	24,420	50,251
<b>Total Revenues</b>	<u>25,000</u>	<u>275,675</u>	<u>817</u>	<u>281,077</u>	<u>45,074</u>	<u>5,057</u>	<u>79,065</u>	<u>-</u>	<u>-</u>	<u>164,462</u>	<u>876,227</u>
<b>Expenditures:</b>											
General government	279,966	-	-	-	-	-	-	-	32,274	146,232	458,472
Public safety	-	-	-	-	-	8,239	101,422	-	-	-	109,661
Culture and recreation	-	-	-	103,853	19,664	-	-	-	-	-	123,517
Public works	673,594	-	-	-	-	-	-	-	-	-	673,594
Landfill	-	332,641	-	-	-	-	-	-	-	-	332,641
<b>Total Expenditures</b>	<u>953,560</u>	<u>332,641</u>	<u>-</u>	<u>103,853</u>	<u>19,664</u>	<u>8,239</u>	<u>101,422</u>	<u>-</u>	<u>32,274</u>	<u>146,232</u>	<u>1,697,885</u>
<b>Excess (Deficiency) of Revenues Over Expenditures</b>	<u>(928,560)</u>	<u>(56,966)</u>	<u>817</u>	<u>177,224</u>	<u>25,410</u>	<u>(3,182)</u>	<u>(22,357)</u>	<u>-</u>	<u>(32,274)</u>	<u>18,230</u>	<u>(821,658)</u>
<b>Other Financing Sources (Uses):</b>											
Transfers in	285,838	99,756	5,000	-	-	-	18,383	-	60,000	-	468,977
Transfers (out)	-	(11,000)	-	(16,903)	-	-	-	-	-	-	(27,903)
Insurance recoveries	49,241	-	-	-	-	-	-	-	-	-	49,241
Sale of assets	274,620	-	-	-	-	-	-	-	-	-	274,620
<b>Total Other Financing Sources (Uses)</b>	<u>609,699</u>	<u>88,756</u>	<u>5,000</u>	<u>(16,903)</u>	<u>-</u>	<u>-</u>	<u>18,383</u>	<u>-</u>	<u>60,000</u>	<u>-</u>	<u>764,935</u>
<b>Net Change in Fund Balance</b>	<u>(318,861)</u>	<u>31,790</u>	<u>5,817</u>	<u>160,321</u>	<u>25,410</u>	<u>(3,182)</u>	<u>(3,974)</u>	<u>-</u>	<u>27,726</u>	<u>18,230</u>	<u>(56,723)</u>
<b>Fund Balances - Beginning of Year</b>	<u>1,100,687</u>	<u>92,580</u>	<u>99,049</u>	<u>910,713</u>	<u>114,744</u>	<u>17,548</u>	<u>67,246</u>	<u>-</u>	<u>81,063</u>	<u>971,538</u>	<u>3,455,168</u>
<b>Fund Balances - End of Year</b>	<u><u>781,826</u></u>	<u><u>124,370</u></u>	<u><u>104,866</u></u>	<u><u>1,071,034</u></u>	<u><u>140,154</u></u>	<u><u>14,366</u></u>	<u><u>63,272</u></u>	<u><u>-</u></u>	<u><u>108,789</u></u>	<u><u>989,768</u></u>	<u><u>3,398,445</u></u>

The accompanying notes are an integral part of these financial statements.

**Yuma County, Colorado**  
**Capital Acquisitions Fund**  
**Schedule of Revenues, Expenditures and Changes in Fund Balance**  
**Budget (GAAP) Basis and Actual**  
**For the Year Ended December 31, 2016**  
**(With Comparative Actual Amounts for 2015)**

	<u>2016</u>			<b>Final Budget Variance Positive (Negative)</b>	<u>2015</u>
	<u>Original Budget</u>	<u>Final Budget</u>	<u>Actual</u>		<u>Actual</u>
<b>Revenues:</b>					
Intergovernmental grants	-	-	-	-	30,984
Miscellaneous	-	-	25,000	25,000	-
<b>Total Revenues</b>	<u>-</u>	<u>-</u>	<u>25,000</u>	<u>25,000</u>	<u>30,984</u>
<b>Expenditures:</b>					
General government	982,005	982,005	279,966	702,039	296,537
Public works	842,593	842,593	673,594	168,999	496,329
<b>Total Expenditures</b>	<u>1,824,598</u>	<u>1,824,598</u>	<u>953,560</u>	<u>871,038</u>	<u>792,866</u>
<b>Excess (Deficiency) of Revenues Over Expenditures</b>	(1,824,598)	(1,824,598)	(928,560)	896,038	(761,882)
<b>Other Financing Sources:</b>					
Transfers in	785,838	785,838	285,838	(500,000)	256,930
Sale of assets	-	-	274,619	274,619	-
Insurance recoveries	-	-	49,241	49,241	33,072
<b>Total Other Financing Sources</b>	<u>785,838</u>	<u>785,838</u>	<u>609,698</u>	<u>(176,140)</u>	<u>290,002</u>
<b>Net Change in Fund Balance</b>	<u>(1,038,760)</u>	<u>(1,038,760)</u>	(318,862)	<u>719,898</u>	(471,880)
<b>Fund Balances - Beginning of Year</b>			<u>1,100,688</u>		<u>1,572,568</u>
<b>Fund Balances - End of Year</b>			<u>781,826</u>		<u>1,100,688</u>

The accompanying notes are an integral part of these financial statements.

**Yuma County, Colorado**  
**Special Revenue Funds**  
**Landfill Fund**  
**Schedule of Revenues, Expenditures and Changes in Fund Balance**  
**Budget (GAAP) Basis and Actual**  
**For the Year Ended December 31, 2016**  
**(With Comparative Actual Amounts for 2015)**

	<u>2016</u>			<b>Final Budget Variance Positive (Negative)</b>	<u>2015</u>
	<b>Original Budget</b>	<b>Final Budget</b>	<b>Actual</b>		<b>Actual</b>
<b>Revenues:</b>					
Local governmental contributions	117,102	117,102	117,102	-	117,102
Intergovernmental - State sources	-	-	3,960	3,960	-
Charges for services	105,000	105,000	154,112	49,112	161,659
Other	-	-	500	500	173
<b>Total Revenues</b>	<u>222,102</u>	<u>222,102</u>	<u>275,674</u>	<u>53,572</u>	<u>278,934</u>
<b>Expenditures:</b>					
Operations	338,500	338,500	312,703	25,797	352,200
Capital outlay	20,000	20,000	19,937	63	3,784
<b>Total Expenditures</b>	<u>358,500</u>	<u>358,500</u>	<u>332,640</u>	<u>25,860</u>	<u>355,984</u>
<b>Excess (Deficiency) of Revenues Over Expenditures</b>	(136,398)	(136,398)	(56,966)	79,432	(77,050)
<b>Other Financing Sources (Uses):</b>					
Transfers in	99,756	99,756	99,756	-	99,756
Transfers (out)	(11,000)	(11,000)	(11,000)	-	(11,000)
<b>Total Other Financing Sources</b>	<u>88,756</u>	<u>88,756</u>	<u>88,756</u>	<u>-</u>	<u>88,756</u>
<b>Net Change in Fund Balance</b>	<u>(47,642)</u>	<u>(47,642)</u>	31,790	<u>79,432</u>	11,706
<b>Fund Balances - Beginning of Year</b>			<u>92,580</u>		<u>80,874</u>
<b>Fund Balances - End of Year</b>			<u>124,370</u>		<u>92,580</u>

The accompanying notes are an integral part of these financial statements.

**Yuma County, Colorado**  
**Special Revenue Funds**  
**Landfill Closure Fund**  
**Schedule of Revenues, Expenditures and Changes in Fund Balance**  
**Budget (GAAP) Basis and Actual**  
**For the Year Ended December 31, 2016**  
**(With Comparative Actual Amounts for 2015)**

	2016			Final Budget Variance Positive (Negative)	2015
	Original Budget	Final Budget	Actual		Actual
<b>Revenues:</b>					
Interest	-	-	817	817	197
<b>Total Revenues</b>	<b>-</b>	<b>-</b>	<b>817</b>	<b>817</b>	<b>197</b>
<b>Expenditures:</b>					
Closure costs	90,000	90,000	-	90,000	-
<b>Total Expenditures</b>	<b>90,000</b>	<b>90,000</b>	<b>-</b>	<b>90,000</b>	<b>-</b>
<b>Excess (Deficiency) of Revenues Over Expenditures</b>	<b>(90,000)</b>	<b>(90,000)</b>	<b>817</b>	<b>90,817</b>	<b>197</b>
<b>Other Financing Sources:</b>					
Transfers in	5,000	5,000	5,000	-	5,000
<b>Total Other Financing Sources</b>	<b>5,000</b>	<b>5,000</b>	<b>5,000</b>	<b>-</b>	<b>5,000</b>
<b>Net Change in Fund Balance</b>	<b><u>(85,000)</u></b>	<b><u>(85,000)</u></b>	<b>5,817</b>	<b><u>90,817</u></b>	<b>5,197</b>
<b>Fund Balances - Beginning of Year</b>			<b>99,049</b>		<b>93,852</b>
<b>Fund Balances - End of Year</b>			<b><u>104,866</u></b>		<b><u>99,049</u></b>

The accompanying notes are an integral part of these financial statements.

**Yuma County, Colorado**  
**Special Revenue Funds**  
**Recreation Fund**  
**Schedule of Revenues, Expenditures and Changes in Fund Balance**  
**Budget (GAAP) Basis and Actual**  
**For the Year Ended December 31, 2016**  
**(With Comparative Actual Amounts for 2015)**

	<u>2016</u>			<b>Final Budget Variance Positive (Negative)</b>	<u>2015</u>
	<u>Original Budget</u>	<u>Final Budget</u>	<u>Actual</u>		<u>Actual</u>
<b>Revenues:</b>					
Local Sources:					
General property taxes	279,838	279,838	279,380	(458)	251,062
Delinquent taxes and interest	600	600	493	(107)	468
Intergovernmental	90	90	1,205	1,115	164
<b>Total Revenues</b>	<u>280,528</u>	<u>280,528</u>	<u>281,078</u>	<u>550</u>	<u>251,694</u>
<b>Expenditures:</b>					
Culture and recreation	150,000	150,000	103,854	46,146	108,116
<b>Total Expenditures</b>	<u>150,000</u>	<u>150,000</u>	<u>103,854</u>	<u>46,146</u>	<u>108,116</u>
<b>Excess (Deficiency) of Revenues Over Expenditures</b>	130,528	130,528	177,224	46,696	143,578
<b>Other Financing (Uses):</b>					
Transfers (out)	(200,000)	(200,000)	(16,903)	183,097	-
<b>Total Other Financing (Uses)</b>	<u>(200,000)</u>	<u>(200,000)</u>	<u>(16,903)</u>	<u>183,097</u>	<u>-</u>
<b>Net Change in Fund Balance</b>	<u>(69,472)</u>	<u>(69,472)</u>	160,321	<u>229,793</u>	143,578
<b>Fund Balances - Beginning of Year</b>			910,713		767,135
<b>Fund Balances - End of Year</b>			<u>1,071,034</u>		<u>910,713</u>

The accompanying notes are an integral part of these financial statements.

**Yuma County, Colorado**  
**Special Revenue Funds**  
**Conservation Trust Fund**  
**Schedule of Revenues, Expenditures and Changes in Fund Balance**  
**Budget (GAAP) Basis and Actual**  
**For the Year Ended December 31, 2016**  
**(With Comparative Actual Amounts for 2015)**

	2016			Final Budget Variance Positive (Negative)	2015
	Original Budget	Final Budget	Actual		Actual
<b>Revenues:</b>					
Conservation Trust lottery revenue	30,000	30,000	44,052	14,052	37,958
Interest	200	200	1,022	822	192
<b>Total Revenues</b>	<b>30,200</b>	<b>30,200</b>	<b>45,074</b>	<b>14,874</b>	<b>38,150</b>
<b>Expenditures:</b>					
Parks and recreation	80,000	80,000	19,664	60,336	4,768
<b>Total Expenditures</b>	<b>80,000</b>	<b>80,000</b>	<b>19,664</b>	<b>60,336</b>	<b>4,768</b>
<b>Net Change in Fund Balance</b>	<b>(49,800)</b>	<b>(49,800)</b>	<b>25,410</b>	<b>75,210</b>	<b>33,382</b>
<b>Fund Balances - Beginning of Year</b>			<b>114,744</b>		<b>81,362</b>
<b>Fund Balances - End of Year</b>			<b>140,154</b>		<b>114,744</b>

The accompanying notes are an integral part of these financial statements.

**Yuma County, Colorado**  
**Special Revenue Funds**  
**Useful Public Service Fund**  
**Schedule of Revenues, Expenditures and Changes in Fund Balance**  
**Budget (GAAP) Basis and Actual**  
**For the Year Ended December 31, 2016**  
**(With Comparative Actual Amounts for 2015)**

	<u>2016</u>			<b>Final Budget Variance Positive (Negative)</b>	<u>2015</u>
	<u>Original Budget</u>	<u>Final Budget</u>	<u>Actual</u>		<u>Actual</u>
<b>Revenues:</b>					
Charges for services	6,000	6,000	4,226	(1,774)	5,280
Other	200	200	831	631	824
<b>Total Revenues</b>	<u>6,200</u>	<u>6,200</u>	<u>5,057</u>	<u>(1,143)</u>	<u>6,104</u>
<b>Expenditures:</b>					
Programs	8,550	8,550	8,239	311	6,723
<b>Total Expenditures</b>	<u>8,550</u>	<u>8,550</u>	<u>8,239</u>	<u>311</u>	<u>6,723</u>
<b>Net Change in Fund Balance</b>	<u>(2,350)</u>	<u>(2,350)</u>	<u>(3,182)</u>	<u>(832)</u>	<u>(619)</u>
<b>Fund Balances - Beginning of Year</b>			<u>17,548</u>		<u>18,167</u>
<b>Fund Balances - End of Year</b>			<u>14,366</u>		<u>17,548</u>

The accompanying notes are an integral part of these financial statements.

**Yuma County, Colorado**  
**Special Revenue Funds**  
**Sheriff's Victim Assistance and Grant Fund**  
**Schedule of Revenues, Expenditures and Changes in Fund Balance**  
**Budget (GAAP) Basis and Actual**  
**For the Year Ended December 31, 2016**  
**(With Comparative Actual Amounts for 2015)**

	2016			Final Budget Variance Positive (Negative)	2015
	Original Budget	Final Budget	Actual		Actual
<b>Revenues:</b>					
Federal grants	27,442	27,442	29,062	1,620	27,547
State grants	21,000	21,000	21,000	-	19,125
Other sources	8,500	8,500	10,124	1,624	8,000
Charges for services	10,200	10,200	18,878	8,678	15,129
<b>Total Revenues</b>	67,142	67,142	79,064	11,922	69,801
<b>Expenditures:</b>					
Public safety	110,730	112,925	101,421	11,504	95,551
<b>Total Expenditures</b>	110,730	112,925	101,421	11,504	95,551
<b>Excess (Deficiency) of Revenues Over Expenditures</b>	(43,588)	(45,783)	(22,357)	23,426	(25,750)
<b>Other Financing Sources:</b>					
Transfers in	34,735	34,735	18,383	(16,352)	13,443
<b>Total Other Financing Sources</b>	34,735	34,735	18,383	(16,352)	13,443
<b>Net Change in Fund Balance</b>	(8,853)	(11,048)	(3,974)	7,074	(12,307)
<b>Fund Balances - Beginning of Year</b>			67,246		79,553
<b>Fund Balances - End of Year</b>			63,272		67,246

The accompanying notes are an integral part of these financial statements.

**Yuma County, Colorado**  
**Special Revenue Funds**  
**TASK Force Fund**  
**Schedule of Revenues, Expenditures and Changes in Fund Balance**  
**Budget (GAAP) Basis and Actual**  
**For the Year Ended December 31, 2016**  
**(With Comparative Actual Amounts for 2015)**

	<u>2016</u>			<b>Final Budget Variance Positive (Negative)</b>	<u>2015</u>
	<u>Original Budget</u>	<u>Final Budget</u>	<u>Actual</u>		<u>Actual</u>
<b>Revenues:</b>					
Intergovernmental:					
Local match	-	-	-	-	35
Other	-	-	-	-	334
	<u>-</u>	<u>-</u>	<u>-</u>	<u>-</u>	<u>369</u>
<b>Total Revenues</b>	<u>-</u>	<u>-</u>	<u>-</u>	<u>-</u>	<u>369</u>
<b>Expenditures:</b>					
Public safety	-	-	-	-	109,770
	<u>-</u>	<u>-</u>	<u>-</u>	<u>-</u>	<u>109,770</u>
<b>Total Expenditures</b>	<u>-</u>	<u>-</u>	<u>-</u>	<u>-</u>	<u>109,770</u>
<b>Net Change in Fund Balance</b>	<u>-</u>	<u>-</u>	<u>-</u>	<u>-</u>	<u>(109,401)</u>
<b>Fund Balances - Beginning of Year</b>			<u>-</u>		<u>109,401</u>
<b>Fund Balances - End of Year</b>			<u>-</u>		<u>-</u>

The accompanying notes are an integral part of these financial statements.

**Yuma County, Colorado**  
**Special Revenue Funds**  
**Separation of Employment Fund**  
**Schedule of Revenues, Expenditures and Changes in Fund Balance**  
**Budget (GAAP) Basis and Actual**  
**For the Year Ended December 31, 2016**  
**(With Comparative Actual Amounts for 2015)**

	2016			Final Budget Variance Positive (Negative)	2015
	Original Budget	Final Budget	Actual		Actual
<b>Expenditures:</b>					
Personal leave	100,000	100,000	32,274	67,726	79,958
<b>Total Expenditures</b>	<u>100,000</u>	<u>100,000</u>	<u>32,274</u>	<u>67,726</u>	<u>79,958</u>
<b>Excess (Deficiency) of Revenues Over Expenditures</b>	(100,000)	(100,000)	(32,274)	67,726	(79,958)
<b>Other Financing Sources:</b>					
Transfers in	-	-	60,000	60,000	60,000
<b>Total Other Financing Sources</b>	<u>-</u>	<u>-</u>	<u>60,000</u>	<u>60,000</u>	<u>60,000</u>
<b>Net Change in Fund Balance</b>	<u>(100,000)</u>	<u>(100,000)</u>	27,726	<u>127,726</u>	(19,958)
<b>Fund Balances - Beginning of Year</b>			81,063		101,021
<b>Fund Balances - End of Year</b>			<u>108,789</u>		<u>81,063</u>


The accompanying notes are an integral part of these financial statements.

**Yuma County, Colorado**  
**Special Revenue Funds**  
**Self-Insurance Fund**  
**Schedule of Revenues, Expenditures and Changes in Fund Balance**  
**Budget (GAAP) Basis and Actual**  
**For the Year Ended December 31, 2016**  
**(With Comparative Actual Amounts for 2015)**

	<u>2016</u>			Final Budget Variance Positive (Negative)	<u>2015</u>
	<u>Original Budget</u>	<u>Final Budget</u>	<u>Actual</u>		<u>Actual</u>
<b>Revenues:</b>					
<b>Taxes:</b>					
General property taxes	139,919	139,919	139,694	(225)	125,535
Delinquent taxes and interest	200	200	247	47	233
<b>Total Taxes</b>	<u>140,119</u>	<u>140,119</u>	<u>139,941</u>	<u>(178)</u>	<u>125,768</u>
<b>Other:</b>					
Intergovernmental	40	40	102	62	82
Charges for services	-	-	-	-	-
Investment income	-	-	-	-	1
Miscellaneous	10,000	10,000	24,419	14,419	20,679
<b>Total Other</b>	<u>10,040</u>	<u>10,040</u>	<u>24,521</u>	<u>14,481</u>	<u>20,762</u>
<b>Total Revenues</b>	<u>150,159</u>	<u>150,159</u>	<u>164,462</u>	<u>14,303</u>	<u>146,530</u>
<b>Expenditures:</b>					
General government:					
Insurance premiums and claims	230,000	230,000	146,232	83,768	153,169
<b>Total Expenditures</b>	<u>230,000</u>	<u>230,000</u>	<u>146,232</u>	<u>83,768</u>	<u>153,169</u>
<b>Net Change in Fund Balance</b>	<u>(79,841)</u>	<u>(79,841)</u>	18,230	<u>98,071</u>	(6,639)
<b>Fund Balances - Beginning of Year</b>			971,538		978,177
<b>Fund Balances - End of Year</b>			<u>989,768</u>		<u>971,538</u>

The accompanying notes are an integral part of these financial statements.

**ANNUAL SCHEDULE OF REVENUES AND  
EXPENDITURES FOR ROADS, BRIDGES AND STREETS**



The public report burden for this information collection is estimated to average 380 hours annually.

<b>LOCAL HIGHWAY FINANCE REPORT</b>	City or County: <b>YUMA</b>
YEAR ENDING : <b>December 2016</b>	
This Information From The Records Of County of Yuma	Prepared By: Kara Hoover Phone: 970-332-5796

**I. DISPOSITION OF HIGHWAY-USER REVENUES AVAILABLE FOR LOCAL GOVERNMENT EXPENDITURE**

ITEM	A. Local Motor-Fuel Taxes	B. Local Motor-Vehicle Taxes	C. Receipts from State Highway-User Taxes	D. Receipts from Federal Highway Administration
1. Total receipts available				
2. Minus amount used for collection expenses				
3. Minus amount used for nonhighway purposes				
4. Minus amount used for mass transit				
5. Remainder used for highway purposes				

**II. RECEIPTS FOR ROAD AND STREET PURPOSES**

**III. DISBURSEMENTS FOR ROAD AND STREET PURPOSES**

ITEM	AMOUNT	ITEM	AMOUNT
<b>A. Receipts from local sources:</b>		<b>A. Local highway disbursements:</b>	
1. Local highway-user taxes		1. Capital outlay (from page 2)	1,636,338
a. Motor Fuel (from Item I.A.5.)		2. Maintenance:	2,713,327
b. Motor Vehicle (from Item I.B.5.)		3. Road and street services:	
c. Total (a.+b.)		a. Traffic control operations	
2. General fund appropriations		b. Snow and ice removal	
3. Other local imposts (from page 2)	1,340,061	c. Other Transfer out to Cities	49,373
4. Miscellaneous local receipts (from page 2)	100,688	d. Total (a. through c.)	49,373
5. Transfers from toll facilities		4. General administration & miscellaneous	
6. Proceeds of sale of bonds and notes:		5. Highway law enforcement and safety	
a. Bonds - Original Issues		6. Total (1 through 5)	4,399,037
b. Bonds - Refunding Issues		<b>B. Debt service on local obligations:</b>	
c. Notes		1. Bonds:	
d. Total (a. + b. + c.)	0	a. Interest	
7. Total (1 through 6)	1,440,749	b. Redemption	
<b>B. Private Contributions</b>		c. Total (a. + b.)	0
<b>C. Receipts from State government</b> (from page 2)	3,095,700	2. Notes:	
<b>D. Receipts from Federal Government</b> (from page 2)	44,136	a. Interest	
<b>E. Total receipts (A.7 + B + C + D)</b>	4,580,584	b. Redemption	
		c. Total (a. + b.)	0
		3. Total (1.c + 2.c)	0
		<b>C. Payments to State for highways</b>	
		<b>D. Payments to toll facilities</b>	
		<b>E. Total disbursements (A.6 + B.3 + C + D)</b>	4,399,037

**IV. LOCAL HIGHWAY DEBT STATUS**  
(Show all entries at par)

	Opening Debt	Amount Issued	Redemptions	Closing Debt
<b>A. Bonds (Total)</b>				0
1. Bonds (Refunding Portion)				
<b>B. Notes (Total)</b>				0

**V. LOCAL ROAD AND STREET FUND BALANCE**

	A. Beginning Balance	B. Total Receipts	C. Total Disbursements	D. Ending Balance	E. Reconciliation
	6,252,587	4,580,584	4,399,037	6,433,527	607

**Notes and Comments:** This is from 2015

Funds to the City of Wray           22,064

Funds to the City of Yuma         27,309

    TOTAL                             49,373

<b>LOCAL HIGHWAY FINANCE REPORT</b>	STATE:	County / Yuma
	Colorado	
	YEAR ENDING (mm/yy):	12/16

**II. RECEIPTS FOR ROAD AND STREET PURPOSES - DETAIL**

ITEM	AMOUNT	ITEM	AMOUNT
<b>A.3. Other local imposts:</b>		<b>A.4. Miscellaneous local receipts:</b>	
a. Property Taxes and Assessments	706,586	a. Interest on investments	
b. Other local imposts:		b. Traffic Fines & Penalties	
1. Sales Taxes		c. Parking Garage Fees	
2. Infrastructure & Impact Fees		d. Parking Meter Fees	
3. Liens		e. Sale of Surplus Property	1,600
4. Licenses		f. Charges for Services	
5. Specific Ownership &/or Other	633,475	g. Other Misc. Receipts + Road Impact Fees	94,161
6. Total (1. through 5.)	633,475	h. Other Permits	4,927
c. Total (a. + b.)	1,340,061	i. Total (a. through h.)	100,688
	(Carry forward to page 1)		(Carry forward to page 1)


ITEM	AMOUNT	ITEM	AMOUNT
<b>C. Receipts from State Government</b>		<b>D. Receipts from Federal Government</b>	
1. Highway-user taxes	3,015,951	1. FHWA (from Item I.D.5.)	
2. State general funds		2. Other Federal agencies:	
3. Other State funds:		a. Forest Service	
a. State bond proceeds		b. FEMA	
b. Project Match		c. HUD	
c. Motor Vehicle Registrations	41,225	d. Federal Transit Admin	
d. Other (Specify) - DOLA Grant		e. U.S. Corps of Engineers	
e. Other (Specify) Severance tax	38,524	f. Other Federal	44,136
f. Total (a. through e.)	79,749	g. Total (a. through f.)	44,136
4. Total (1. + 2. + 3.f)	3,095,700	3. Total (1. + 2.g)	
			(Carry forward to page 1)

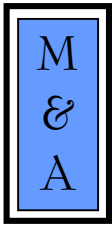
**III. DISBURSEMENTS FOR ROAD AND STREET PURPOSES - DETAIL**

	ON NATIONAL HIGHWAY SYSTEM (a)	OFF NATIONAL HIGHWAY SYSTEM (b)	TOTAL (c)
<b>A.1. Capital outlay:</b>			
a. Right-Of-Way Costs			0
b. Engineering Costs			0
c. Construction:			
(1). New Facilities			0
(2). Capacity Improvements			0
(3). System Preservation			0
(4). System Enhancement & Operation		1,636,338	1,636,338
(5). Total Construction (1) + (2) + (3) + (4)	0	1,636,338	1,636,338
d. Total Capital Outlay (Lines 1.a. + 1.b. + 1.c.5)	0	1,636,338	1,636,338
			(Carry forward to page 1)

**Notes and Comments:**

**SINGLE AUDIT**





# MCMAHAN AND ASSOCIATES, L.L.C.

*Certified Public Accountants and Consultants*

CHAPEL SQUARE, BLDG C  
245 CHAPEL PLACE, SUITE 300  
P.O. Box 5850, AVON, CO 81620

WEB SITE: WWW.MCMAHANCPA.COM  
MAIN OFFICE: (970) 845-8800  
FACSIMILE: (970) 845-8108  
E-MAIL: MCMAHAN@MCMAHANCPA.COM

## REPORT ON INTERNAL CONTROL OVER FINANCIAL REPORTING AND ON COMPLIANCE AND OTHER MATTERS BASED ON AN AUDIT OF FINANCIAL STATEMENTS PERFORMED IN ACCORDANCE WITH GOVERNMENTAL AUDITING STANDARDS

### Independent Auditor's Report

**To the Board of County Commissioners  
Yuma County, Colorado  
County, Colorado**

We have audited, in accordance with U.S. generally accepted auditing standards and the standards applicable to financial audits contained in *Governmental Audit Standards* issued by the Comptroller General of the United States, the financial statements of the governmental activities, each major fund, and the aggregate remaining fund information of Yuma County, Colorado (the "County") as of and for the year ended December 31, 2016, and the related notes to the financial statements, which collectively comprise the County's basic financial statements and have issued our report thereon dated September 22, 2017.

#### ***Internal Control Over Financial Reporting***

In planning and performing our audit on the financial statements, we considered the County's internal control over financial reporting (internal control) to determine the audit procedures that are appropriate in the circumstances for the purpose of expressing our opinions on the financial statements, but not for the purpose of expressing an opinion on the effectiveness of the County's internal control. Accordingly, we do not express an opinion on the effectiveness of the County's internal control.

*A deficiency in internal control* exists when the design or operation of a control does not allow management or employees, in the normal course of performing their assigned functions, to prevent, or detect and correct misstatements on a timely basis. *A material weakness* is a deficiency, or combination of deficiencies, in internal control, such that there is a reasonable possibility that a material misstatement of the County's financial statements will not be prevented, or detected and corrected on a timely basis. *A significant deficiency* is a deficiency, or a combination of deficiencies, in internal control that is less severe than a material weakness, yet important enough to merit attention by those charged with governance.

Our consideration of internal control was for the limited purpose described in the first paragraph of this section and was not designed to identify all deficiencies in internal control that might be material weaknesses or significant deficiencies. Given these limitations, during our audit we did not identify any deficiencies in internal control that we consider to be material weaknesses. However, material weaknesses may exist that have not been identified.

*Member: American Institute of Certified Public Accountants*

PAUL J. BACKES, CPA, CGMA  
MICHAEL N. JENKINS, CA, CPA, CGMA  
DANIEL R. CUDAHY, CPA, CGMA

AVON: (970) 845-8800  
ASPEN: (970) 544-3996  
FRISCO: (970) 668-3481

**To the Board of County Commissioners  
Yuma County, Colorado**

***Compliance and Other Matters***

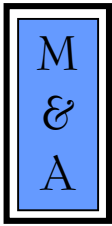
As part of obtaining reasonable assurance about whether the County's financial statements are free of material misstatement, we performed tests of its compliance with certain provisions of laws, regulations, contracts and grant agreements, noncompliance with which could have a direct and material effect on the determination of financial statement amounts. However, providing an opinion on compliance with those provisions was not an objective of our audit and, accordingly, we do not express such an opinion. The results of our tests disclosed no instances of noncompliance or other matters that are required to be reported under *Government Auditing Standards*.

***Purpose of this Report***

The purpose of this report is solely to describe the scope of our testing of internal control and compliance and the results of that testing, and not to provide an opinion on the effectiveness of the County's internal control or on compliance. This report is an integral part of an audit performed in accordance with *Governmental Auditing Standards* in considering the County's internal control and compliance. Accordingly, this communication is not suitable for any other purpose.

*McMahan and Associates, L.L.C.*

**McMahan and Associates, L.L.C.  
September 22, 2017**



# MCMAHAN AND ASSOCIATES, L.L.C.

*Certified Public Accountants and Consultants*

CHAPEL SQUARE, BLDG C  
245 CHAPEL PLACE, SUITE 300  
P.O. Box 5850, AVON, CO 81620

WEB SITE: WWW.MCMAHANCPA.COM  
MAIN OFFICE: (970) 845-8800  
FACSIMILE: (970) 845-8108  
E-MAIL: MCMAHAN@MCMAHANCPA.COM

## REPORT ON COMPLIANCE FOR EACH MAJOR FEDERAL PROGRAM; REPORT ON INTERNAL CONTROL OVER COMPLIANCE REQUIRED BY THE UNIFORM GUIDANCE

### Independent Auditor's Report

To the Board of County Commissioners  
Yuma County, Colorado  
County, Colorado

#### **Report on Compliance for Each Major Program**

We have audited the Yuma County, Colorado's (the "County") compliance with the types of compliance requirements described in the *OMB Compliance Supplement* that could have a direct and material effect on each of the County's major federal programs for the year ended December 31, 2016. The County's major federal programs are identified in the summary of auditor's results section of the accompanying schedule of findings and questioned costs.

#### **Management's Responsibility**

Management is responsible for compliance with the requirements of laws, regulations, contracts, and grants applicable to its federal programs.

#### **Auditor's Responsibility**

Our responsibility is to express an opinion on compliance for each of the County's major federal programs based on our audit of the types of compliance requirements referred to above. We conducted our audit of compliance in accordance with U.S. generally accepted auditing standards; the standards applicable to financial audits contained in *Government Auditing Standards*, issued by the Comptroller General of the United States; and the audit requirements of Title 2 U.S. Code of Federal Regulations Part 200, *Uniform Administrative Requirements, Cost Principles, and Audit Requirements for Federal Awards* ("Uniform Guidance") require that we plan and perform the audit to obtain reasonable assurance about whether noncompliance with the types of compliance requirements referred to above that could have a direct and material effect on a major federal program occurred. An audit includes examining, on a test basis, evidence about the County's compliance with those requirements and performing such other procedures as we considered necessary in the circumstances.

We believe that our audit provides a reasonable basis for our opinion on compliance for each major federal program. However, our audit does not provide a legal determination on the County's compliance with those requirements.

#### **Opinion on Each Major Federal Program**

In our opinion, the County complied, in all material respects, with the types of compliance requirements referred to above that could have a direct and material effect on each of its major federal programs for the year ended December 31, 2016.

*Member: American Institute of Certified Public Accountants*

PAUL J. BACKES, CPA, CGMA  
MICHAEL N. JENKINS, CA, CPA, CGMA  
DANIEL R. CUDAHY, CPA, CGMA

AVON: (970) 845-8800  
ASPEN: (970) 544-3996  
FRISCO: (970) 668-3481

***Report on Internal Control Over Compliance***

Management of the County is responsible for establishing and maintaining effective internal control over compliance with the types of compliance requirements referred to above. In planning and performing our audit, we considered the County's internal control over compliance with types of requirements that could have a direct and material effect on each major federal program to determine our auditing procedures that are appropriate in the circumstances for the purpose of expressing an opinion on compliance for each major federal program and to test and report on internal control over compliance in accordance with Uniform Guidance, but not for the purpose of expressing an opinion on the effectiveness of internal control over compliance. Accordingly, we do not express an opinion on the effectiveness of the County's internal control over compliance.

*A deficiency in internal control over compliance* exists when the design or operation of a control over compliance does not allow management or employees, in the normal course of performing their assigned functions, to prevent, or detect and correct, noncompliance with a type of compliance requirement of a federal program or on a timely basis. *A material weakness in internal control over compliance* is a deficiency, or a combination of deficiencies, in internal control over compliance, such that there is a reasonable possibility that material noncompliance with a type of compliance requirement of a federal program will not be prevented, or detected and corrected, on a timely basis. *A significant deficiency in internal control over compliance* is a deficiency, or combination of deficiencies, in internal control over compliance with a type of compliance requirement of a federal program that is less severe than a material weakness in internal control over compliance, yet important enough to merit attention by those charged with governance.

Our consideration of the internal control over compliance was for the limited purpose described in the first paragraph of this section and was not designed to indentify all deficiencies in internal control over compliance that might be material weaknesses or significant deficiencies. We did not identify any deficiencies in internal control over compliance that we consider to be material weaknesses. However, material weaknesses may exist that have not been identified.

The purpose of this report in internal control over compliance is solely to describe the scope of our testing of internal control over compliance and the results of that testing based on the requirements of Uniform Guidance. Accordingly, this report is not suitable for any other purpose.

*McMahan and Associates, L.L.C.*

**McMahan and Associates, L.L.C.**  
**September 22, 2017**

**Yuma County, Colorado, Colorado**  
**SCHEDULE OF FINDINGS AND QUESTIONED COSTS**  
**For the Year Ended December 31, 2016**

**Part I: Summary of Auditor's Results**

*Financial Statements*

Type of auditor's report issued	Unmodified
Internal control over financial reporting:	
Material weakness identified	None noted
Significant deficiency identified	None noted
Noncompliance material to financial statements noted	None noted

*Federal Awards*

Internal control over major programs:	
Material weakness identified	None noted
Significant deficiency identified	None noted
Type of auditor's report issued on compliance for major programs	Unmodified
Any audit findings disclosed that are required to be reported in accordance with Title 2 U.S. Code of Federal Regulations Part 200	None noted
Major program – Capitalization Grants for TANF – Co Works CDBG	CFDA #93.558 CFDA #14.228
Dollar threshold used to identify Type A from Type B programs	\$750,000
Identified as low-risk auditee	Yes

**Part II: Findings Related to Financial Statements**

Findings related to financial statements as required by Government Auditing Standards	None noted
Auditor-assigned reference number	Not applicable

**Part III: Findings Related to Federal Awards**

Internal control findings	None noted
Compliance findings	None noted
Questioned costs	None noted
Auditor-assigned reference number	Not applicable

**Yuma County, Colorado**  
**SCHEDULE OF PRIOR AUDIT FINDINGS AND QUESTIONED COSTS**  
**For the Year Ended December 31, 2016**  
**(Continued)**

**Note:** There were no findings for the fiscal year ended December 31, 2015.

**Yuma County, Colorado**  
**Schedule of Expenditures of Federal Awards**  
**For the Year Ended December 31, 2016**

<u>Program Title</u>	<u>Federal CFDA Number</u>	<u>Pass through Entity Identifying Number</u>	<u>Major Program (Yes/No)</u>	<u>2016 Expenditures</u>
<b>Department of Health and Human Services:</b>				
<b>Passed through Colorado Secretary of State</b>				
Help America Vote Act	93.617	None Noted	No	\$ 4,000
				<u>4,000</u>
<b>Passed through Colorado Department of Health and Human Services:</b>				
TANF CO Works	93.558	DHS-FFA	Yes	141,782
Title IV-D - Admin	93.563	DHS-FFA	No	64,583
Low income energy assistance program	93.568	DHS-FFA	No	81,666
CCDF - Discretionary	93.575	DHS-FFA	No	13,273
CCDF	93.596	DHS-FFA	No	87,526
Child care - Title IVB	93.645	DHS-FFA	No	3,610
Foster Care - Title IV-E	93.658	DHS-FFA	No	154,142
Adoption	93.659	DHS-FFA	No	16,564
Block Grant - Title XX	93.667	DHS-FFA	No	66,185
Independent Living - Title IV-E	93.674	DHS-FFA	No	458
Medical Assistance Program - Title XIX	93.778	DHS-FFA	No	85,313
Adjustment to federal assistance	93.000	DHS-FFA	No	23,099
<b>Total Department of Health and Human Services</b>				<u>742,201</u>
<b>Department of Agriculture:</b>				
<b>Passed through Colorado Department of Human Services:</b>				
Food Stamps - Administration	10.561	DHS-FFA	No	127,637
<b>Total Department of Agriculture</b>				<u>127,637</u>
<b>Department of Homeland Security:</b>				
Emergency Management Performance Grants (EMPG)	97.042	EM1516-64	No	15,196
<b>Total Department of Homeland Security</b>				<u>15,196</u>
<b>Department of Housing and Urban Development:</b>				
Community Development Block Grant	14.228		Yes	163,200
<b>Department of Justice:</b>				
State Criminal Alien Assistance Program (SCAAP)	16.606	2015APBX0791	No	5,383
<b>Passed through the Colorado Division of Criminal Justice:</b>				
Victims of Crime Act	16.575	2014VA14003116	No	26,442
Bullet Proof Vest Program	16.607	15076766	No	2,620
<b>Total Department of Justice</b>				<u>34,445</u>
<b>Total Expenditures</b>				<u>\$ 1,082,679</u>

A  
A

<u>Additional Information for Clusters:</u>	<u>Amount</u>
A - Child Care Cluster	\$ 100,799

**Notes to the Schedule of Expenditures of Federal Awards For the Year Ended December 31, 2016.**

**Note 1. Basis of Presentation:**

The Schedule of Expenditures of Federal Awards includes the federal grant activity of Yuma County and is presented on the modified accrual basis of accounting. The information in this schedule is presented in accordance with the requirements of Regulations Part 200, *Uniform Administrative Requirements, Cost Principles, and Audit Requirements for Federal Awards* ("Uniform Guidance"). Therefore, some amounts presented in this schedule may differ from amounts presented in, or used in, or used in the preparation of the financial statements.

**Note 2. Determining the Amount of Non-cash Awards Expended:**

Fair market value of assistance at the time of disbursement to the recipient, or the assessed value provided by the state or federal agency.

**Note 3. Pass Through Sub recipients:**

The County had no sub recipients as of December 31, 2016.

**Note 4. Indirect Facilities and Administration costs:**

The County does not use the 10% de minimis cost rate allowed in Title 2 U.S. Code of Federal Regulations (CFR) Part 200.414, Indirect (F & A) costs. Instead, the County prepares an annual cost allocation plan to allocate indirect costs.

The accompanying notes are an integral part of these financial statements.