

East Grand School District No. 2

Annual Financial Report

June 30, 2016



RECEIVED

By Justin L. Smith at 3:15 pm, Dec 14, 2016

East Grand School District No. 2
Annual Financial Report
June 30, 2016

TABLE OF CONTENTS

Independent Auditor's Report	A1 – A3
Management's Discussion and Analysis	B1 – B7
Basic Financial Statements:	
District-Wide Financial Statements:	
Statement of Net Position	C1
Statement of Activities	C2
Fund Financial Statements:	
Balance Sheet – Governmental Funds	C3
Reconciliation of Governmental Funds Balance Sheet to the Statement of Activities	C4
Statement of Revenues, Expenditures and Changes in Fund Balances – Governmental Funds	C5
Reconciliation of Revenues, Expenditures and Changes in Fund Balances of Governmental Funds to the Statement of Activities	C6
Statement of Fiduciary Assets and Liabilities – Fiduciary Funds	C7
Notes to the Basic Financial Statements	D1 – D27
Required Supplementary Information:	
Schedule of Revenues, Expenditures and Changes in Fund Balances - Budget and Actual:	
General Fund	E1
Food Service Fund	E2
Designated Purpose Grants Fund	E3
Schedule of Employer's Proportionate Share of the Net Pension Liability	E4
Schedule of District Contributions	E5

**East Grand School District No. 2
Annual Financial Report
June 30, 2016**

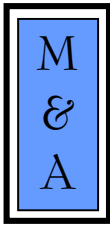
**TABLE OF CONTENTS
(Continued)**

Supplementary Information:

Schedule of Revenues, Expenditures and Changes in Fund Balances - Budget and Actual:	
Bond Redemption Fund	F1
Capital Reserve Capital Projects Fund	F2
Combining Balance Sheet – Non-major Governmental Funds	F3
Combining Schedule of Revenues, Expenditures and Changes in Fund Balances – Non-major Governmental Funds	F4
Schedule of Revenues, Expenditures and Changes in Fund Balances - Budget and Actual:	
Pupil Activity Fund.....	F5
Transportation Fund	F6
Student Activity Agency Fund.....	F7
Schedule of Revenues, Expenditures and Changes in Fund Balances - Schedule of Combined General Fund	F8
Schedule of Capital Assets Used in the Operation of Governmental Funds.....	F9
Colorado Department of Education Requirements Electronic Financial Data Integrity Check Figures	F10

Reports and Schedules for Reporting Requirements of Uniform Guidance:

Single Audit Reports	G1 – G6
Schedule of Expenditures of Federal Financial Awards.....	G7



MCMAHAN AND ASSOCIATES, L.L.C.

Certified Public Accountants and Consultants

CHAPEL SQUARE, BLDG C
245 CHAPEL PLACE, SUITE 300
P.O. Box 5850, AVON, CO 81620

WEB SITE: WWW.MCMAHANCPA.COM
MAIN OFFICE: (970) 845-8800
FACSIMILE: (970) 845-8108
E-MAIL: MCMAHAN@MCMAHANCPA.COM

INDEPENDENT AUDITOR'S REPORT

**To the Board of Education
East Grand School District No. 2
Granby, Colorado**

Report on Financial Statements

We have audited the accompanying financial statements of the governmental activities, the aggregate discretely presented component units, each major fund, and the aggregate remaining fund information of East Grand School District No. 2, (the "District"), as of and for the year ended June 30, 2016, and the related notes to the financial statements, which collectively comprise the District's basic financial statements as listed in the table of contents.

Management's Responsibility for the Financial Statements

Management is responsible for the preparation and fair presentation of these financial statements in accordance with accounting principles generally accepted in the United States of America; this includes the design, implementation, and maintenance of internal control relevant to the preparation and fair presentation of financial statements that are free from material misstatement, whether due to fraud or error.

Auditor's Responsibility

Our responsibility is to express an opinion on these financial statements based on our audit. We conducted our audit in accordance with auditing standards generally accepted in the United States of America and the standards applicable to financial audits contained in *Government Auditing Standards*, issued by the Comptroller General of the United States. Those standards require that we plan and perform the audit to obtain reasonable assurance about whether the financial statements are free of material misstatement.

An audit includes performing procedures to obtain audit evidence about the amounts and disclosures in the financial statements. The procedures selected depend on the auditor's judgment, including assessment of the risks of material misstatement of the financial statements, whether due to fraud or error. In making those risk assessments, the auditor considered internal control relevant to the District's preparation and fair presentation of the financial statements in order to design audit procedures that are appropriate in the circumstances. An audit also includes evaluation of the appropriateness of accounting policies used and the reasonableness of significant account estimates made by management, as well as evaluating the overall financial statement presentation.

We believe that the audit evidence we have obtained is sufficient and appropriate to provide a basis for our audit opinions.

Member: American Institute of Certified Public Accountants

PAUL J. BACKES, CPA, CGMA
MICHAEL N. JENKINS, CA, CPA, CGMA
DANIEL R. CUDAHY, CPA, CGMA

AVON: (970) 845-8800
ASPEN: (970) 544-3996
FRISCO: (970) 668-3481

**INDEPENDENT AUDITOR'S OPINION
To the Board of Education
East Grand School District No. 2**

Opinions

In our opinion, the financial statements referred to above presently fairly, in all material respects, the respective financial position of the governmental activities, the aggregate discretely presented component unit, each major fund, and the aggregate remaining fund information of East Grand School District No. 2, as of June 30, 2016, and the respective changes in financial position thereof for the year then ended in accordance with accounting principles generally accepted in the United States of America.

Other Matters

Accounting principles generally accepted in the United States of America require that the Management's Discussion and Analysis in Section B, and the Schedule of Employer's Proportionate Share of the Net Pension Liability and the Schedule of District Contributions in Section E, be presented to supplement the basic financial statements. Such information, although not a part of the basic financial statements, is required by the Governmental Accounting Standards Board, who considers it to be an essential part of financial reporting for placing the basic financial statements in an appropriate operational, economic, or historical context. We have applied certain limited procedures to the required supplementary information in accordance with auditing standards generally accepted in the United States of America, which consisted of inquiries of management about the methods of preparing the information and comparing the information for consistency with management's responses to our inquiries, the basic financial statements, and other knowledge we obtained during our audit of the basic financial statements. We do not express an opinion or provide any assurance on the information because the limited procedures do not provide us with sufficient evidence to express an opinion or provide any assurance.

The budgetary comparison schedules in Section E are not a required part of the District's basic financial statements but are supplementary information required by the Governmental Accounting Standards Board. Such information has been subjected to the auditing procedures applied in the audit of the basic financial statements and certain additional procedures, including comparing and reconciling such information directly to the underlying accounting and other records used to prepare the financial statements, or to the financial statements themselves, and other additional procedures in accordance with auditing standards generally accepted in the United States of America. In our opinion, the information is fairly stated in all material respects in relation to the financial statements taken as a whole.

Our audit was conducted for the purpose of forming opinions on the financial statements that collectively comprise the District's financial statements taken as whole. The combining fund financial statements, individual budgetary schedules and the Colorado Department of Education Auditor's Electronic Data Integrity Check Figures listed in the accompanying table of contents are presented for the purposes of additional analysis and are not a required part of the basic financial statements. The combining fund financial statements, the individual budgetary schedules, and the Colorado Department of Education Auditor's Electronic Data Integrity Check Figures are the responsibility of management and were derived from and related directly to the underlying accounting and other records used to prepare the financial statements. Such information has been subjected to the auditing procedures applied in the audit of the financial statements and certain additional procedures, including comparing and reconciling such information directly to the underlying accounting and other records used to prepare the financial statements or to the financial statements themselves, and other additional procedures in accordance with auditing standards generally accepted in the United States of America. In our opinion, the information is fairly stated in all material respects in relation to the financial statements taken as whole.

**INDEPENDENT AUDITOR'S OPINION
To the Board of Education
East Grand School District No. 2**

Other Matters (continued)

Additionally, the Schedule of Expenditures of Federal Awards included in the Single Audit section is presented for purposes of additional analysis as required by Title 2 U.S. Code of Federal Regulations Part 200, *Uniform Administrative Requirements, Cost Principles, and Audit Requirements for Federal Awards* ("Uniform Guidance") and is not a required part of the District's financial statements. Such information has been subjected to the auditing procedures applied in the audit of the financial statements and certain additional procedures, including comparing and reconciling such information directly to the underlying account and other records used to prepare the financial statements, or to the financial statements themselves, and other additional procedures in accordance with auditing standards generally accepted in the United States of America. In our opinion, the Schedule of Expenditures of Federal Awards is fairly stated in all material respects in relation to the financial statements taken as a whole.

Other Reporting Required by Government Auditing Standards

In accordance with *Government Auditing Standards*, we have also issued our report dated December 9, 2016 on our consideration of the District's internal control over financial reporting and on our tests of its compliance with provisions of laws, regulations, contract, and grant agreements and other matters. The purpose of that report is to describe the scope of our testing of internal control over financial reporting and compliance and the results of that testing, and not to provide an opinion on the internal control over financial reporting or on compliance. That report is an integral part of an audit performed in accordance with *Governmental Auditing Standards* in considering the District's internal control over financial reporting and on compliance.

McMahan and Associates, L.L.C.

**McMahan and Associates, L.L.C.
December 9, 2016**

East Grand School District No. 2

Management's Discussion and Analysis



East Grand School District No. 2
Management's Discussion and Analysis
As of and for the Fiscal Year Ended June 30, 2016

As management of the East Grand School District No. 2 (the "District"), we offer readers of the District's financial statements this narrative overview and analysis of the financial activities of the District for the fiscal year ended June 30, 2016.

Financial Highlights

- The liabilities of the District exceeded its assets at year end by \$12,133,998. This negative net position is primarily the result of the District's share of PERA's net pension liability being shown as a liability.
- The District's total net position increased by \$459,303. This is considered a small change compared to the size of the District's operations.
- At the close of the current fiscal year, the District's governmental funds reported combined an ending fund balance of \$7,732,122, which was an increase of \$373,908 from the prior year. The majority of this change relates to the General Fund.
- At the end of the current fiscal year, the total fund balance for the General Fund was \$4,001,775 or 34% of total General Fund expenditures and transfers of \$11,814,882. The District has continued to weather the economic challenges facing the state of Colorado and its ability to fund education. The District's General Fund includes the Insurance Reserve Fund, as required by the Colorado Department of Education.

Overview of the Financial Statements

This discussion and analysis is intended to serve as an introduction to the District's basic financial statements. The District's basic financial statements are comprised of three components: 1) district-wide financial statements; 2) fund financial statements; and 3) notes to the financial statements. This report also contains other supplementary information in addition to the basic financial statements.

District-wide Financial Statements: The district-wide financial statements are designed to provide readers with a broad overview of the District's finances, using accounting methods similar to those used by a private-sector business.

The Statement of Net Position presents information on all of the District's assets and liabilities, with the difference between the two reported as net position. Over time, increases or decreases in net position may serve as a useful indicator of whether the financial position of the District is improving or deteriorating.

The Statement of Activities presents information showing how the District's net position changed during the most recent fiscal year. All changes in net position are reported as soon as the underlying event giving rise to the change occurs, regardless of the timing of related cash flows. Thus, revenues and expenses are reported in this statement for some items that will only result in cash flows in future fiscal periods (e.g. uncollected taxes and changes in long-term compensated absences).

Both of the district-wide financial statements distinguish functions of the District that are principally supported by taxes and intergovernmental revenues (governmental activities) from other functions that are intended to recover all or a significant portion of their costs through user fees and charges (business-type activities).

The district-wide financial statements also include Indian Peaks Charter School, which is a discretely presented component unit of the District.

The district-wide financial statements can be found on pages C1 and C2 of this report.

Fund Financial Statements: A fund is a grouping of related accounts that is used to maintain control over resources that have been segregated for specific activities or objectives. The fund financial statements provide more detailed information about the operations of the District by fund, instead of the District as a whole. All of the funds of the District can be divided into three categories: governmental funds, proprietary funds, and fiduciary funds.

Governmental Funds: Governmental funds are used to account for essentially the same functions reported as governmental activities in the district-wide financial statements. However, unlike the district-wide financial statements, governmental fund financial statements focus on near-term inflows and outflows of spendable resources, as well as, on balances of spendable resources available at the end of the fiscal year. Such information may be useful in evaluating a government's near-term financing requirements.

Because the focus of governmental funds is narrower than that of the district-wide financial statements, it is useful to compare the information presented for governmental funds with similar information presented for governmental activities in the district-wide financial statements. By doing so, readers may better understand the long-term impact of the government's near-term financing decisions. Both the governmental fund Balance Sheet and the Statement of Revenues, Expenditures, and Changes in Fund Balances provide a reconciliation to facilitate this comparison between governmental funds and governmental activities.

The East Grand School District No. 2 maintains seven individual governmental funds. Information is presented separately in the governmental fund balance sheet and in the governmental fund Statement of Revenues, Expenditures, and Changes in Fund Balances for the General Fund, Food Service Fund, Designated Purpose Grants Fund, Bond Redemption Fund, and Capital Reserve Capital Projects Fund, which are considered to be major funds. Data from the other two governmental funds are combined into a single, aggregated presentation. Individual fund data for each of these two non-major governmental funds is provided in the form of combining statements elsewhere in this report.

The District adopts an annual appropriated budget for all of its funds. Budgetary comparison schedules have been provided to demonstrate compliance with state budget statutes and are included in Sections E and F of this report.

The basic major governmental fund financial statements can be found on pages C3 through C6.

Fiduciary Funds: Fiduciary Funds are used to account for resources held for the benefit of parties outside the government. Fiduciary Funds are not reflected in the district-wide financial statements because the resources of these funds are not available to support the District's own programs. The accounting used for Fiduciary Funds is much like that used for Proprietary Funds. The Fiduciary Fund used by the District accounts for student clubs and other organizations which exist with the explicit approval of, and are subject to revocation by, the District's Board of Education. The basic Fiduciary Fund financial statement can be found on page C7 of this report.

Notes to the Financial Statements: The notes provide additional information that is essential to a full understanding of the data provided in the district-wide and fund financial statements. The Notes to the Financial Statements can be found in Section D of this report.

Other Information: In addition to the basic financial statements and accompanying notes, this report also presents supplementary information. The combining statements referred to earlier in connection with non-major governmental funds are presented following the notes. Combining fund statements and schedules can be found on pages F3 and F4 of this report.

District-wide Financial Analysis:

As noted earlier, net position may serve over time as a useful indicator of a District's financial position. In the case of the East Grand School District No. 2, liabilities exceed assets by \$12,133,998 at year end.

East Grand School District No. 2 Summary of Net Position:

	Governmental Activities	
	FY 2016	FY 2015
Assets:		
Current and other assets	9,383,491	8,938,878
Capital assets	33,221,442	34,217,545
Total Assets	42,604,933	43,156,423
Deferred Outflows of resources	6,071,308	4,095,890
Liabilities:		
Other liabilities	1,445,393	1,393,125
Long-term liabilities	58,293,281	57,838,087
Total Liabilities	59,738,674	59,231,212
Deferred Inflows of resources	1,071,566	614,403
Net Position:		
Net Investment in capital assets	1,765,332	586,343
Restricted	3,173,424	3,222,477
Unrestricted	(17,072,755)	(16,402,122)
Total Net Position	(12,133,999)	(12,593,302)

District-wide Financial Analysis (continued):

Of the District's total net position, -15% reflects its investment in capital assets (e.g. land, buildings and equipment, etc.) less any related debt used to acquire those assets that is still outstanding. The District uses these capital assets to provide services to its students and the community; consequently, these assets are not available for future spending. Although the East Grand School District No. 2's investment in its capital assets is reported net of related debt, it should be noted that the resources needed to repay this debt must be provided from property taxes, since the capital assets themselves cannot be used to liquidate these liabilities.

East Grand School District No. 2 Changes in Net Assets:

	Governmental Activities	
	FY 2016	FY 2015
Revenues:		
<i>Program revenues</i>		
Charges for services	338,145	264,453
Operating grants and contributions	796,878	867,412
<i>General revenues</i>		
Property taxes	11,323,252	10,680,557
Specific ownership taxes	694,884	642,581
State revenue	2,541,288	2,216,918
Investment earnings	17,428	6,761
Other	1,176,846	1,099,241
Gain (Loss) on sale of assets	-	(345,142)
Total revenues	<u>16,888,721</u>	<u>15,432,781</u>
Expenditures:		
Direct instruction	9,152,910	8,899,568
Indirect instruction	1,520,796	1,428,901
Transportation	682,538	630,385
Custodial maintenance	1,473,197	1,422,328
Support services	313,139	292,548
General administration	1,680,452	1,533,005
Community service	2,846	2,545
Student activities	418,856	382,871
Interest	806,346	864,539
Food services	378,338	294,655
Total Expenses	<u>16,429,418</u>	<u>15,751,345</u>
Change in net position	459,303	(318,564)
Net position - July 1	(12,593,302)	(12,274,738)
Net position - June 30	<u>(12,133,999)</u>	<u>(12,593,302)</u>

Governmental Activities: As indicated above, governmental activities changed the District's net position by \$459,303. Key elements of this change are as follows:

- The District increased State revenue and property tax while maintaining relatively flat expenditures.

Financial Analysis of the District's Funds

As mentioned earlier, the District uses fund accounting to ensure and demonstrate compliance with finance-related legal requirements.

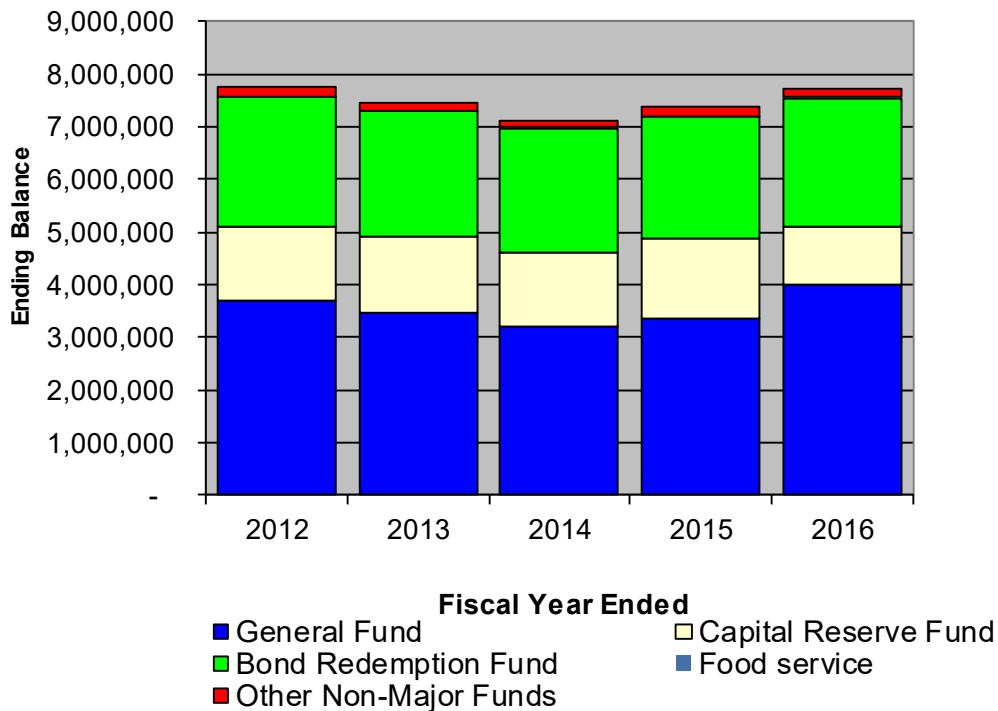
Governmental Funds: The focus of the District's governmental funds is to provide information on near-term inflows, outflows, and balances of spendable resources. Such information is useful in assessing the District's financing requirements. In particular, unreserved fund balances may serve as a useful measure of the District's net resources available for spending at the end of the fiscal year.

- As of the end of the current fiscal year, the District's governmental funds reported combined ending fund balances of \$7,732,122 which was an increase of \$373,908 from the prior year ending fund balances.
- Of the ending fund balance a portion is restricted to servicing required debt principal and interest payments, as well as the required 3% TABOR emergency reserve.

Fund Balance Trending:

The following graph provides a view of the District's ending fund balances for the last five fiscal years:

Schedule of Ending Fund Balances



As shown above in the bar graph the District's General Fund ending fund balance increased as a result of increased available revenues, primarily Federal Forest Reserve Funds, property taxes and State Revenue which vary year-to-year.

Budget Variances in the General Fund: The District's budget is prepared according to Colorado law and is based on accounting for certain transactions on a basis of cash receipts and disbursements. The most significant budgeted fund is the General Fund. Generally, the most important variances to discuss are those between the budgeted and actual revenues and expenditures in the General Fund

REVENUES	Variance Positive (Negative)	Reason
Taxes:		
Property taxes	157,880	Increased valuation
Specific ownership taxes	31,183	Conservative budget
Other	23,135	Conservative budget
EXPENDITURES		
Indirect instruction	(15,961)	Higher testing costs and payroll related
Support services	27,310	Insurance savings
General administration	(37,043)	Supply costs greater than expected

Excluding contingency, the District had an unfavorable expenditure variance to the final budget in the amount of \$24,548. The District as part of its budgetary procedures includes in contingency its unspent beginning fund balances. In order to spend any of the beginning fund balances the District needs Board approval.

Budget Amendments

The District made budget appropriation amendments during the year. Comparative information can be found in the E and F sections of this report.

Capital Assets: The District's governmental capital assets, net of accumulated depreciation, totaled \$33,221,442 as of June 30, 2016. The District capitalizes assets, including land, buildings and improvements, vehicles, equipment, and construction in progress, with an original cost greater than \$5,000 and useful life of more than two years.

Additional information, as well as, a detailed classification of the District's net capital assets can be found in the Notes to the Financial Statement in section D of this report.

Long-Term Debt: As of the end of the current fiscal year, the District's long-term debt totaled \$58,293,281.

Additional information, as well as, a detailed classification of the District's total long-term liabilities, can be found in the Notes to the Financial Statements in section D of this report.

Economic Factors and Outlook

The Public School Finance Act of 1994 is the largest source of revenue for the District's operating funds. The School Finance Act calculates per-pupil funding by school district based upon a formula that takes into account cost of living, number of students, district size, personnel vs. non-personnel costs, number of at-risk students, amongst other factors. The purpose of this act was to establish a financial base of support for public education, to move towards a uniform mill levy tax state-wide for all districts, and to limit future growth of and reliance upon property tax to support public education. Funding sources for the School Finance Act is derived by the following formula:

$$Total\ Program\ Funding = local\ property\ taxes + general\ specific\ ownership\ taxes + state\ equalization$$

School district finance is also significantly affected by Amendment 23, which was approved by the voters in November, 2000. This state constitutional amendment requires that statewide base per pupil funding and state categorical program funding increase by inflation.

Colorado is slowly recovering from the 2008 financial crisis that impacted the federal, state and local economies. The District has budgeted an increase of approximately \$192,000 of fund balance in the General Fund in fiscal year 2016. Included in this fund balance change are Per Pupil Revenue increases and relatively flat pupil count.

Request for Information

This financial report is designed to provide a general overview of the District's finances for all those with an interest. Questions concerning any of the information provided in this report or requests for additional financial information should be addressed to East Grand School District No. 2, Business Services, P.O. Box 125, Granby, Colorado 80446.

East Grand School District No. 2

Basic Financial Statements



East Grand School District No. 2
Statement of Net Position
June 30, 2016

	Primary Government Governmental Activities	Component Unit Charter School
ASSETS		
Cash and cash equivalents - Unrestricted	8,090,416	13,874
Accounts, taxes, and interest receivable	635,597	4,647
Due from other governments	566,935	8,179
Prepaid expenses	87,518	3,850
Inventory	3,025	-
Total current assets	9,383,491	30,550
Capital assets:		
Construction in progress	172,083	-
Land	524,414	-
Buildings and improvements	56,639,839	177,069
Equipment	901,834	21,892
Vehicles	1,933,907	-
Less: Accumulated depreciation	(26,950,635)	(83,963)
Total capital assets	33,221,442	114,998
Total assets	42,604,933	145,548
DEFERRED OUTFLOW OF RESOURCES		
Deferred charges, net	2,736,070	-
Pension related deferred outflows	3,335,238	74,192
Total deferred outflows of resources	6,071,308	74,192
LIABILITIES		
Current liabilities:		
Accounts, retainage, arbitrage & deposits payable	113,573	2,628
Accrued compensation	1,231,147	83
Accrued interest	93,886	-
Due to component unit	6,787	-
Total current liabilities	1,445,393	2,711
Noncurrent liabilities:		
Compensated absences	263,108	-
Bonds and capital leases		
Due within one year	1,760,000	-
Due in more than one year	29,696,110	-
Net pension liability		
Due in more than one year	26,574,063	607,772
Total noncurrent liabilities	58,293,281	607,772
Total liabilities	59,738,674	610,483
DEFERRED INFLOW OF RESOURCES		
Unearned grant revenue	32,692	-
Pension related deferred inflow	1,038,874	99,633
Total deferred inflows of resources	1,071,566	99,633
EQUITY		
Net Investment in Capital Assets	1,765,332	114,998
Restricted for:		
TABOR	351,000	13,000
Capital projects	348,505	-
Other purposes	31,601	-
Debt service	2,442,318	-
Unrestricted	(17,072,755)	(618,374)
Total net position	(12,133,999)	(490,376)

The accompanying notes are an integral part of these financial statements.

East Grand School District No. 2
Statement of Activities
For the Year Ended June 30, 2016

	Program Revenues			Net (Expenses) Revenue and Changes in Net Position	Component Unit Charter School
	Expenses	Charges for Services	Operating Grants and Contributions	Capital Grants and Contributions	
Functions/Programs:					
Primary Government					
Governmental Activities:					
Direct instruction	9,152,910	104,470	434,717	-	(8,613,723)
Indirect instruction	1,520,796	-	83,028	-	(1,437,768)
Transportation	682,538	6,305	108,044	-	(568,189)
Custodial and maintenance	1,473,197	-	-	-	(1,473,197)
Support services	313,139	-	-	-	(313,139)
General administration	1,680,452	-	-	-	(1,680,452)
Community service	2,846	-	-	-	(2,846)
Student activities	418,856	71,712	-	-	(347,144)
Food service	378,338	155,658	171,089	-	(51,591)
Interest	806,346	-	-	-	(806,346)
Total governmental activities	<u>16,429,418</u>	<u>338,145</u>	<u>796,878</u>	<u>-</u>	<u>(15,294,395)</u>
 Total primary government	 <u>16,429,418</u>	 <u>338,145</u>	 <u>796,878</u>	 <u>-</u>	 <u>(15,294,395)</u>
 Component Unit:					
Charter School	<u>264,728</u>	<u>-</u>	<u>23,696</u>	<u>-</u>	<u>(241,032)</u>
 General revenues:					
Taxes					
Local property taxes levied for general purposes				8,082,000	210,299
Local property taxes levied for debt payments				3,006,950	-
Local property taxes levied for transportation				234,302	-
Specific ownership taxes				694,884	-
State equalization revenue				2,541,288	-
Grants and contributions not restricted to specific programs				1,176,846	-
Interest and investment earnings				17,428	147
Total general revenues and transfers				<u>15,753,698</u>	<u>210,446</u>
Change in net position				459,303	(30,586)
Net position, beginning				<u>(12,593,302)</u>	<u>(459,790)</u>
Net position, ending				<u>(12,133,999)</u>	<u>(490,376)</u>

The accompanying notes are an integral part of these financial statements.

East Grand School District No. 2
Balance Sheet
Governmental Funds
June 30, 2016

	<u>General Fund</u>	<u>Food Service Fund</u>	<u>Designated Purpose Grant Fund</u>	<u>Bond Redemption Fund</u>	<u>Capital Reserve Capital Projects Fund</u>	<u>Other Governmental Funds</u>	<u>Total Governmental Funds</u>
ASSETS AND OTHER DEBITS							
Assets:							
Cash and cash equivalents - Unrestricted	4,675,501	43,484	-	2,309,877	898,174	163,380	8,090,416
Accounts, taxes, and interest receivable	446,291	25,348	87,121	146,958	207,338	22,309	935,365
Prepaid expenses	87,518	-	-	-	-	-	87,518
Inventory	-	3,025	-	-	-	-	3,025
Due from other funds	57,141	-	-	-	-	-	57,141
	<u>5,266,451</u>	<u>71,857</u>	<u>87,121</u>	<u>2,456,835</u>	<u>1,105,512</u>	<u>185,689</u>	<u>9,173,465</u>
Total assets and other debits							
LIABILITIES, DEFERRED INFLOWS AND FUND BALANCES							
Liabilities:							
Accounts and other current payables	95,702	11,380	17,426	-	4,240	2,994	131,742
Accrued compensation	1,168,974	17,553	36,704	-	-	7,916	1,231,147
Due to other funds	-	30,240	12,384	14,517	-	-	57,141
	<u>1,264,676</u>	<u>59,173</u>	<u>66,514</u>	<u>14,517</u>	<u>4,240</u>	<u>10,910</u>	<u>1,420,030</u>
Total liabilities							
Deferred Inflows of Resources:							
Deferred inflow of grant revenue	-	706	20,607	-	-	-	21,313
	<u>-</u>	<u>706</u>	<u>20,607</u>	<u>-</u>	<u>-</u>	<u>-</u>	<u>21,313</u>
Fund balances:							
Non-spendable	87,518	3,025	-	-	-	-	90,543
Spendable:							
Restricted	351,000	-	-	2,442,318	98,505	-	2,891,823
Committed	100,000	-	-	-	250,000	31,601	381,601
Assigned	74,269	8,953	-	-	752,767	143,178	979,167
Unassigned	3,388,988	-	-	-	-	-	3,388,988
	<u>4,001,775</u>	<u>11,978</u>	<u>-</u>	<u>2,442,318</u>	<u>1,101,272</u>	<u>174,779</u>	<u>7,732,122</u>
Total fund balances							
Total liabilities deferred inflows and fund balances	<u>5,266,451</u>	<u>71,857</u>	<u>87,121</u>	<u>2,456,835</u>	<u>1,105,512</u>	<u>185,689</u>	<u>9,173,465</u>

The notes to the financial statements are an integral part of this statement.

East Grand School District No. 2
Reconciliation of Governmental Funds Balance Sheet to the Statement of Net Position
June 30, 2016

Governmental Funds Total Fund Balance 7,732,122

Add:

Property taxes receivable will be collected this calendar year, but are not available soon enough to pay for the current period's expenditures, and therefore, are deferred in the funds. 267,169

Capital assets used in governmental activities are not considered current financial resources and, therefore, are not reported in the governmental funds:

	Capital assets	60,172,077	
	Accumulated depreciation	<u>(26,950,635)</u>	33,221,442

Less:

Deferred charges such as bond issuance costs, deferred refunding costs, and premiums and discounts on bonded debt, are treated as current transactions on the fund financial statements, but are capitalized and amortized on the Statement of Net Position:

	Deferred refunding costs	2,736,070	
	Premiums and discounts on bonded debt	<u>(3,067,966)</u>	(331,896)

Long-term liabilities, including bonds payable, accrued compensated absences, leases payable, and accrued interest are not due and payable in the current period and therefore, are not reported in the funds. This is the amount of District long-term liabilities:

	Bond debt and interest coupons	(26,850,000)	
	Accrued compensated absences	(263,108)	
	Leases payable	(1,538,144)	
	Accrued interest	<u>(93,885)</u>	(28,745,137)

Changes in pension related actuarial assumptions, proportion of collective pension amounts, differences between actual and expected experience and investment earnings, and differences between actual and annualized contributions to the pension plan are recorded as deferred inflows or outflows of resources and amortized over the average remaining service life of all active and inactive plan members.

	Deferred pension outflows	3,335,238	
	Net pension liability	(26,574,063)	
	Deferred pension inflows	<u>(1,038,874)</u>	<u>(24,277,699)</u>

Governmental Activities Net Position (12,133,999)

The accompanying notes are an integral part of these financial statements.

East Grand School District No. 2
Statement of Revenues, Expenditures, and Changes in Fund Balances
Governmental Funds
For the Year Ended June 30, 2016

	<u>General Fund</u>	<u>Food Service Fund</u>	<u>Designated Purpose Grant Fund</u>	<u>Bond Redemption Fund</u>	<u>Capital Reserve Capital Projects Fund</u>	<u>Other Governmental Funds</u>	<u>Total Governmental Funds</u>
REVENUES							
Taxes:							
Property taxes	8,097,943	-	-	2,980,937	-	234,302	11,313,182
Specific ownership taxes	679,232	-	-	-	-	15,652	694,884
Intergovernmental - State revenue	2,606,253	5,395	149,335	-	-	97,186	2,858,169
Intergovernmental - Federal revenue	807,938	165,693	262,210	-	-	-	1,235,841
Interest income	17,428	-	-	-	-	-	17,428
Other	243,789	155,658	49,368	6,468	221,291	82,570	759,144
Total revenues	<u>12,452,583</u>	<u>326,746</u>	<u>460,913</u>	<u>2,987,405</u>	<u>221,291</u>	<u>429,710</u>	<u>16,878,648</u>
EXPENDITURES							
Direct instruction	6,899,282	-	184,587	-	-	3,464	7,087,333
Indirect instruction	1,107,804	-	262,139	-	-	-	1,369,943
Transportation	132,068	-	-	-	-	338,456	470,524
Custodial and maintenance	1,417,912	-	-	-	-	-	1,417,912
Support services	293,154	-	11,341	-	-	-	304,495
General administration	1,429,033	-	-	-	-	586	1,429,619
Community service	-	-	2,846	-	-	-	2,846
Student activities	-	-	-	-	-	415,392	415,392
Food Service	-	362,853	-	-	-	-	362,853
Debt service:							
Principal	-	-	-	1,690,000	-	-	1,690,000
Interest and fiscal charges	-	-	-	1,160,356	270,304	-	1,430,660
Other	-	-	-	2,381	-	-	2,381
Capital outlay	-	-	-	-	781,395	1,930	783,325
Total expenditures	<u>11,279,253</u>	<u>362,853</u>	<u>460,913</u>	<u>2,852,737</u>	<u>1,051,699</u>	<u>759,828</u>	<u>16,767,283</u>
EXCESS (DEFICIENCY) OF REVENUES OVER EXPENDITURES	<u>1,173,330</u>	<u>(36,107)</u>	<u>-</u>	<u>134,668</u>	<u>(830,408)</u>	<u>(330,118)</u>	<u>111,365</u>
OTHER FINANCING SOURCES (USES)							
Proceeds from financing	-	-	-	-	262,543	-	262,543
Transfers in (out)	(535,629)	40,000	-	-	171,164	324,465	-
Total other financing sources (uses)	<u>(535,629)</u>	<u>40,000</u>	<u>-</u>	<u>-</u>	<u>433,707</u>	<u>324,465</u>	<u>262,543</u>
NET CHANGE IN FUND BALANCES	637,701	3,893	-	134,668	(396,701)	(5,653)	373,908
FUND BALANCES, BEGINNING (RESTATED)	<u>3,364,074</u>	<u>8,085</u>	<u>-</u>	<u>2,307,650</u>	<u>1,497,973</u>	<u>180,432</u>	<u>7,358,214</u>
FUND BALANCES, ENDING	<u>4,001,775</u>	<u>11,978</u>	<u>-</u>	<u>2,442,318</u>	<u>1,101,272</u>	<u>174,779</u>	<u>7,732,122</u>

The accompanying notes are an integral part of these financial statements.

East Grand School District No. 2
Reconciliation of Revenues, Expenditures and Changes in Fund Balances
of Governmental Funds to the Statement of Activities
June 30, 2016

Governmental Funds Change in Fund Balances	373,908
 <i>Add:</i>	
Governmental funds report capital outlays as expenditures. However, in the Statement of Activities, the cost of those assets is allocated over their estimated useful lives and reported as depreciation expense. This is the amount of capital outlays reported as expenditures in the governmental funds.	781,395
Debt principal payments result in a reduction of accumulated resources on the fund financial statements. The government-wide statements show these payments as reductions against long-term liabilities.	1,891,145
 <i>Less:</i>	
Deferred property tax revenues do not provide current financial resources and are deferred on the governmental fund financial statements but recognized on the government-wide financial statements. This is the change in the deferred property tax recognized in the Statement of Activities.	10,070
Debt proceeds represent an increase in current available resources in the fund financial statements. These proceeds represent an increase in liabilities on the government wide financial statements. This represents the total debt proceeds, including capital leases, issued during the year.	(262,543)
Accrued compensated absences reported in the Statement of Activities do not require the use of current financial resources and, therefore, are not reported as expenditures in governmental funds. This is the change in accrued compensated absences during the year.	(23,265)
The disposal of assets can result in a gain or less equal to the difference between the sales proceeds and the book value of the asset. This is the gain or loss on the sale of District assets.	(1,824)
Amortization of deferred costs such as premium and discounts and deferred charges from refunding and changes in accrued interest have no impact on current available resources but do change government-wide net position.	423,169
Governmental funds report capital outlays as expenditures. However, in the Statement of Activities, the cost of those assets is allocated over their estimated useful lives and reported as depreciation expense. This is the amount of depreciation expense reported as an expenditure in the governmental activities' functions.	(1,775,671)
Change in the District's net pension obligation reported in the statement of activities do not require the use of current financial resources and, therefore, are not reported as expenditures in governmental funds. This is the change in the District's net pension obligation during the year, including differences between employer contributions to the pension plan and amortization of pension-related deferrals.	(957,081)
Governmental Activities Change in Net Position	<hr style="border: 0.5px solid black;"/> <u>459,303</u>

The accompanying notes are an integral part of these financial statements.

East Grand School District No. 2
Statement of Fiduciary Assets and Liabilities
Fiduciary Funds
For the Year Ended June 30, 2016

	Student Activity Fund
ASSETS	
Cash and cash equivalents	178,850
Accounts receivable	21,000
	<hr/>
Total assets	199,850
	<hr/> <hr/>
LIABILITIES	
Due to student activities and other organizations	199,850
	<hr/> <hr/>

The accompanying notes are an integral part of these financial statements.

East Grand School District No. 2

Notes to the Basic Financial Statements



East Grand School District No. 2
Notes to the Financial Statements
June 30, 2016

I. Summary of Significant Accounting Policies

The East Grand School District No. 2 (the "District") was formed in 1893 and is located in Colorado's central Rocky Mountains. More specifically, the District is located in the eastern portion of Grand County. The District provides services to approximately one thousand three hundred four (1,304) students. The District's mission is *"As a result of our efforts, students will graduate as self-reliant and productive citizens, prepared to pursue the careers of choice through further education and training."* The District operates the following schools:

Elementary Schools	Middle School	High School
Fraser Valley Elementary Granby Elementary	East Grand Middle School	Middle Park High School

The District's financial statements are prepared in accordance with generally accepted accounting principles ("GAAP"). The Governmental Accounting Standards Board ("GASB") is responsible for establishing GAAP for state and local governments through its pronouncements (Statements and Interpretations). The more significant accounting policies established by GAAP used by the District are discussed below.

A. Reporting Entity

The District was formed under the laws of the State of Colorado and operates under an elected Board of Education. As required by GAAP, the financial statements of the reporting entity include those of the District. No additional separate governmental units, agencies or nonprofit organizations are included in the financial statements of the District. The District is considered financially accountable for legally separate organizations if it is able to appoint a voting majority of an organization's governing body and is either able to impose its will on that organization or there is a potential for the organization to provide specific financial benefits to, or to impose specific financial burdens on, the District. Consideration is also given to organizations for which the nature and significance of their relationship with the District are such that exclusion would cause the reporting entity's financial statements to be misleading or incomplete. Based upon the above criteria, the District has identified one discretely presented component unit.

The District receives funding from local, state, and federal government sources and must comply with all the requirements of these funding sources. However, the District is not included in any other governmental reporting entity.

Discretely Presented Component Units – Indian Peaks Charter School

The State of Colorado Legislature in 1993 enacted the "Charter School Act – Colorado Revised Statutes (CRS) Section 22-30-101." This Act permits the District to contract with individuals and organizations for the operation of schools within the District. The statutes define these contracted schools as "Charter Schools." Charter Schools are financed from a portion of the District's School Finance Act Revenues and from revenues generated by the Charter Schools, within the limits established by the Charter School Act. Charter Schools have separate governing boards; however, the District must approve all Charter School applications and budgets. Therefore, the Indian Peaks Charter School is included in the District's reporting entity because of the nature and significance of their operational or financial relationships with the District.

East Grand School District No. 2
Notes to the Financial Statements
June 30, 2016
(Continued)

I. Summary of Significant Accounting Policies (continued)

A. Reporting Entity (continued)

Complete financial statements can be obtained by contacting Indian Peaks Charter School, P.O. Box 1819, 91 West Diamond Ave., Granby, Colorado 80446.

On December 7, 1999, the District approved a charter application through a resolution, allowing for the creation of the Indian Peaks Charter School ("Indian Peaks"). Indian Peaks is located in Granby, Colorado and provides educational services for grades kindergarten through seventh. Indian Peaks received an allocation of \$214,268 from the District for operations in the fiscal year ended June 30, 2016.

B. Government-wide and Fund Financial Statements

The District's basic financial statements include both district-wide (financial activities of the overall District and its component units, except for fiduciary activities) and fund financial statements (reporting the District's major funds). For the most part, the effect of interfund activity has been removed from these statements. Both the district-wide and fund financial statements categorize primary activities as either governmental or business-type. Governmental activities generally are financed through taxes, intergovernmental revenues, and other non-exchange transactions. Business-type activities are financed in whole or in part by fees charged to external parties. The District has no activities which meet the reporting requirements for business-type activities.

1. District-wide Financial Statements

In the district-wide Statement of Net Position, both the governmental and business-type activities columns are (a) presented on a consolidated basis by column, and (b) reported on a full accrual, economic resource basis, which recognizes all long-term assets and receivables as well as long-term debt and obligations. The District's net position are reported in three parts - invested in capital assets, net of related debt; restricted net position; and unrestricted net position.

The district-wide Statement of Activities reports both the gross and net cost of the District's functions. The Statement of Activities reduces gross expenses (including depreciation) by related program revenues, operating and capital grants. Program revenues must be directly associated with the function or a business-type activity. Operating grants include operating-specific and discretionary (either operating or capital) grants while the capital grants column reflects capital-specific grants. The net costs (by function or business-type activity) are normally covered by general revenue (property taxes, interest income, etc.).

The district-wide focus is on the sustainability of the District as an entity and the change in the District's net position resulting from the current year's activities.

East Grand School District No. 2
Notes to the Financial Statements
June 30, 2016
(Continued)

I. Summary of Significant Accounting Policies (continued)

B. Government-wide and Fund Financial Statements (continued)

2. Fund Financial Statements

The financial transactions of the District are reported in individual funds in the fund financial statements, including fiduciary funds. Each fund is accounted for by providing a separate set of self-balancing accounts that comprises its assets, liabilities, reserves, fund equity, revenues and expenditures/expenses. The fund focus is on current available resources and budget compliance.

The District reports the following Fund Types and major governmental funds:

The *General Fund* is the District's primary operating fund. It accounts for all financial resources of the District, except those required to be accounted for in another fund. The General Fund has consolidated the Insurance Reserve Fund.

Special Revenue Funds are used to account for and report the proceeds of specific revenue sources that are restricted or committed to expenditure for specified purposes other than debt service or capital projects. The term "proceeds of specific revenue sources" establishes that one or more specific restricted or committed revenues should be the foundation for a special revenue fund. The District reports the Food Service Fund and Grant Fund as major special revenue funds. Grant proceeds are the committed revenues used to establish the funds.

Capital Projects Funds are used to account for and report financial resources that are restricted, committed, or assigned to expenditure for capital outlays, including the acquisition or construction of capital facilities and other capital assets. Capital projects funds exclude those types of capital-related outflows financed by proprietary funds or for assets that will be held in trust for individuals, private organizations, or other governments. The District reports the Capital Reserve Capital Projects Fund as major capital projects fund.

Debt Service Funds are used to account for and report financial resources that are restricted, committed, or assigned to expenditure for principal and interest. Debt service funds should be used to report resources if legally mandated. Financial resources that are being accumulated for principal and interest maturing in future years also should be reported in debt service funds. The District reports the Bond Redemption Fund as a major debt service funds.

The District reports the following fiduciary fund:

The *Student Activity Agency Fund* accounts for assets held by the District as an agent for student clubs and other organizations which exist with the explicit approval of, and are subject to revocation by, the District's Board of Education.

East Grand School District No. 2
Notes to the Financial Statements
June 30, 2016
(Continued)

I. Summary of Significant Accounting Policies (continued)

C. Measurement Focus, Basis of Accounting, and Financial Statement Presentation

Measurement focus refers to whether financial statements measure changes in current resources only (current financial focus) or changes in both current and long-term resources (long-term economic focus). Basis of accounting refers to the point at which revenues, expenditures, or expenses are recognized in the accounts and reported in the financial statements. Financial statement presentation refers to classification of revenues by source and expenses by function.

1. Long-term Economic Focus and Accrual Basis

The governmental activities in the government-wide financial statements, the proprietary fund financial statements and the fiduciary fund financial statements use the long-term economic focus and are presented on the accrual basis of accounting. Revenues are recognized when earned and expenses are recognized when incurred, regardless of the timing of the related cash flows. On the accrual basis, revenue from property taxes is recognized in the fiscal year for which the taxes are levied. Revenue from grants and donations is recognized in the fiscal year in which all eligibility requirements have been satisfied.

2. Current Financial Focus and Modified Accrual Basis

The governmental fund financial statements use the current financial focus and are presented on the modified accrual basis of accounting. Under the modified accrual basis of accounting, revenues are recorded when susceptible to accrual; i.e., both measurable and available. The District considers all revenues reported in governmental funds to be available if they are collected within sixty days after year-end. Expenditures are recorded when the related fund liability is incurred, except for principal and interest on general long-term debt, claims and judgments, and compensated absences, which are recognized as expenditures to the extent they have matured. General capital asset acquisitions are reported as expenditures in governmental funds. Proceeds of general long-term liabilities are reported as other financing sources.

3. Financial Statement Presentation

Amounts reported as program revenues include 1) charges to customers or applicants for goods, services or privileges provided, 2) operating grants and contributions, and 3) capital grants and contributions, including special assessments. Internally dedicated resources are reported as *general revenues* rather than as program revenues. Likewise, general revenues include all taxes.

Proprietary funds distinguish operating revenues and expenses from non-operating items. Operating revenues and expenses generally result from providing services and producing and delivering goods in connection with a proprietary fund's principal ongoing operations. The principal operating revenues of the District's enterprise funds are charges to customers for sales. Operating expenses for the enterprise funds include the cost of sales and services, administrative expenses, and depreciation on capital assets. All revenues and expenses not meeting this definition are reported as non-operating revenues and expenses.

East Grand School District No. 2
Notes to the Financial Statements
June 30, 2016
(Continued)

I. Summary of Significant Accounting Policies (continued)

D. Financial Statement Accounts

1. Cash and Cash Equivalents

Cash and cash equivalents are defined as deposits that can be withdrawn at any time without notice or penalty and investments with original maturities of three months or less.

2. Investments

Investments are stated at fair value.

3. Receivables

Receivables are reported net of an allowance for uncollectible accounts.

4. Property Taxes

Property taxes are assessed in one year as a lien on the property, but not collected by governmental units until the subsequent year. In accordance with generally accepted accounting principles, the assessed but uncollected property taxes have been recorded as a receivable on the fund financial statements.

5. Inventories

Inventories are valued at cost, which approximates market, using the first-in/first-out ("FIFO") method.

6. Interfund Receivables and Payables

Balances at year-end between funds are reported as "due to / from other funds" in the fund financial statements.

7. Deferred Charges

Refunding costs for bonds are deferred and amortized over the term of the refunded debt using the bonds outstanding method.

8. Capital Assets

Capital assets, which include construction-in-progress, land, buildings and improvements, vehicles, and equipment, are reported in the applicable governmental or business-type activity columns in the government-wide financial statements and in the proprietary fund financial statements. The District defines capital assets as assets with an initial cost of \$5,000 or more and an estimated useful life in excess of two years. Such assets are recorded at historical cost. Donated capital assets are recorded at estimated fair value at the date of donation.

East Grand School District No. 2
Notes to the Financial Statements
June 30, 2016
(Continued)

I. Summary of Significant Accounting Policies (continued)

D. Financial Statement Accounts (continued)

8. Capital Assets (continued)

Capital outlay for projects is capitalized as projects are constructed. Interest incurred during the construction phase is capitalized as part of the value of the assets constructed.

Buildings and improvements, vehicles, and equipment are depreciated using the straight-line method over the following estimated useful lives:

<u>Assets</u>	<u>Years</u>
Buildings	
and improvements	5 - 35
Vehicles	6 - 7
Equipment	5

9. Compensated Absences

Earned but unused sick and personal leave benefits are accrued when incurred in the district-wide and proprietary fund financial statements.

10. Interfund Transactions

Quasi-external transactions are accounted for as revenues, expenditures or expenses. Transactions that constitute reimbursements to a fund for expenditures or expenses initially made from it that are properly applicable to another fund, are recorded as expenditures or expenses in the reimbursing fund and as reductions of expenditures or expenses in the fund that is reimbursed. All other interfund transactions, except quasi-external transactions and reimbursements, are reported as transfers.

11. Pensions

The District participates in the School Division Trust Fund (the "SCHDTF"), a cost-sharing multiple-employer defined benefit pension fund administered by the Public Employees' Retirement Association of Colorado (the "PERA"). The net pension liability, deferred outflows of resources and deferred inflows of resources related to pensions, pension expense, information about the fiduciary net position and additions to/deductions from the fiduciary net position of the SCHDTF have been determined using the economic resources measurement focus and the accrual basis of accounting. For this purpose, benefit payments (including refunds of employee contributions) are recognized when due and payable in accordance with the benefit terms. Investments are reported at fair value.

East Grand School District No. 2
Notes to the Financial Statements
June 30, 2016
(Continued)

I. Summary of Significant Accounting Policies (continued)

D. Financial Statement Accounts (continued)

12. Deferred Outflows and Inflows of Resources

In addition to assets, the statement of net position will sometimes report a separate section for deferred outflows of resources. This separate financial statement element, deferred outflows of resources, represents a consumption of net position that applies to a future period(s) and so will not be recognized as an outflow of resources (expense/ expenditure) until then. The District has two items that qualify for reporting in this category. They are the deferred charge on refunding reported in the government-wide statement of net position and the pension related deferred outflows. A deferred charge on refunding results from the difference in the carrying value of refunded debt and its reacquisition price. This amount is deferred and amortized over the shorter of the life of the refunded or refunding debt.

In addition to liabilities, the statement of net position will sometimes report a separate section for deferred inflows of resources. This separate financial statement element, deferred inflows of resources, represents an acquisition of net position that applies to future periods and so will not be recognized as an inflow of resources (revenue) until that time. The government has one item that qualifies for this type of reporting, pension related deferred inflows.

See Note IV. F. below for discussion on pension related deferred outflows and inflows.

E. Significant Accounting Policies

1. Use of Estimates

The preparation of financial statements in conformity with GAAP requires the District's management to make estimates and assumptions that affect the reported amounts of assets and liabilities, the disclosure of contingent assets and liabilities at the date of the financial statements, and the reported amount of revenues and expenditures or expenses during the reporting period. Actual results could differ from those estimates.

2. Categories and Classification of Fund Balance

Governmental accounting standards establishes fund balance classifications that comprise a hierarchy based primarily on the extent to which a government is bound to observe constraints imposed upon the use of the resources reported in governmental funds. Fund balance classifications, include Non-spendable, Restricted, Committed, Assigned, and Unassigned. These classifications reflect not only the nature of funds, but also provide clarity to the level of restriction placed upon fund balance. Fund Balance can have different levels of restraint, such as external versus internal compliance requirements. Unassigned fund balance is a residual classification within the general fund. The general fund should be the only fund that reports a positive unassigned balance. In all other funds, unassigned is limited to negative residual fund balance. For further details of the various fund balance classifications refer to Note IV. G.

East Grand School District No. 2
Notes to the Financial Statements
June 30, 2016
(Continued)

I. Summary of Significant Accounting Policies (continued)

E. Significant Accounting Policies (continued)

3. Restricted and Unrestricted Resources

When both restricted and unrestricted resources are available for use, it is the government's policy to use restricted resources first, then unrestricted resources as they are needed.

II. Reconciliation of District-wide and Fund Financial Statements

The governmental fund Balance Sheet includes reconciliation between *fund balance – total governmental funds and net position of governmental activities* as reported in the District-wide Statement of Net Position. Additionally, the governmental fund Statement of Revenues, Expenditures, and Changes in Fund Balances includes reconciliation between *net change in fund balances – total governmental funds and change in net position of governmental activities* as reported in the District-wide Statement of Activities.

III. Stewardship, Compliance, and Accountability

A. Budgetary Information

Budgets are adopted on a basis consistent with generally accepted accounting principles. As required by Colorado Statutes, all funds have legally adopted budgets and appropriations. The total expenditures for each fund may not exceed the amount appropriated. Appropriations for a fund may be increased if unanticipated revenues offset them. All appropriations lapse at year-end.

As required by Colorado Statutes, the District followed the required timetable noted below in preparing, approving, and enacting its budget for 2016.

1. The proposed budget was submitted to the Board of Education by May 31 of the year preceding the budget year. The proposed budget must include a description of major educational objectives and how the proposed budget fulfills those objectives.
2. Notice was published within ten (10) days which contained: availability of proposed budget for inspection, date and time of budget adoption meeting, and that any County taxpayer may file objections prior to the adoption of the budget.
3. The Board of Education certified revenue requirements to the local County Commissioners prior to December 15.
4. The final budget was adopted prior to June 30, along with an appropriation resolution.

During the year, supplemental appropriations were necessary. The budgetary comparison schedules reflect the original budget and the final budget after legally authorized revisions were made.

East Grand School District No. 2
Notes to the Financial Statements
June 30, 2016
(Continued)

III. Stewardship, Compliance, and Accountability (continued)

B. TABOR Amendment

In November 1992, Colorado voters amended Article X of the Colorado Constitution by adding Section 20; commonly known as the Taxpayer's Bill of Rights ("TABOR"). TABOR contains revenue, spending, tax and debt limitations that apply to the State of Colorado and local governments. TABOR required, with certain exceptions, advance voter approval for any new tax, tax rate increase, mill levy above that for the prior year, extension of any expiring tax, or tax policy change directly causing a net tax revenues gain to any local government. Any revenues earned in excess of the fiscal year spending limit must be refunded in the next fiscal year, unless voters approve retention of such excess revenue.

Except for refinancing bonded debt at a lower interest rate or adding new employees to existing pension plans, TABOR requires advance voter approval for the creation of any multiple fiscal year debt or other financial obligation unless adequate present cash reserves are pledged irrevocably and held for payments in all future fiscal years.

TABOR also requires local governments to establish emergency reserves to be used for declared emergencies only. Emergencies, as defined by TABOR, exclude economic conditions, revenue shortfalls, or salary or fringe benefit increases. These reserves are required to be 3% or more of fiscal year spending. The District has reserved \$351,000 of its June 30, 2016 year-end General Fund balance for emergencies as required under TABOR.

On November 8, 1994, the District's electorate approved to the following ballot measure:

"Shall the East Grand School District No. 2 taxes be increased \$650,000 annually for [the] current budget year and each budget year thereafter, by authorizing the District to impose an additional property tax mill levy of not more than 5 mills for the District's General Fund for the current budget year and each budget year thereafter; and shall the District be authorized to collect and spend all revenues from said tax increase and any earnings from the investment of such revenues without limitation or condition and without limiting the collection or spending of any other revenues or funds by the District under Article X, Section 20 of the Colorado Constitution or any other law, such amounts to constitute voter-approved revenue and spending changes pursuant to said Article X, Section 20 of the Colorado Constitution?"

The District believes it is in compliance with the requirements of the TABOR Amendment. However, the Amendment is complex and subject to interpretation. Many of its provisions will require judicial interpretation.

East Grand School District No. 2
Notes to the Financial Statements
June 30, 2016
(Continued)

IV. Detailed Notes on All Funds

A. Deposits and Investments

The District's deposits are entirely covered by federal depository insurance ("FDIC") or by collateral held under Colorado's Public Deposit Protection Act ("PDPA"). The FDIC insures the first \$250,000 of the District's deposits at each financial institution. Deposit balances over \$250,000 are collateralized as required by PDPA. As of year-end, the carrying amount of the District's cash and investments, including fiduciary funds, was \$8,290,265. At year end, the District had the following cash and investments with the following maturities:

<u>Type:</u>	<u>Standard and Poor's Credit Rating</u>	<u>Carrying Amount</u>	<u>Maturities</u>	
			<u>Less Than One Year</u>	<u>Less Than Five Years</u>
<i>Deposits:</i>				
Petty cash	Not Rated	\$ 5,039	\$ 5,039	\$ -
Checking accounts	Not Rated	493,734	493,734	-
<i>Investments:</i>				
Investment pool	AAAm	7,770,493	7,770,493	-
		<u>\$ 8,269,266</u>	<u>\$ 8,269,266</u>	<u>\$ -</u>

The investment pool represents an investment in COLOTRUST PLUS+, which is a 2a7-like pool. The fair value of the pool is determined by the pool's share price. The District has no regulatory oversight for the pool.

Interest Rate Risk. As a means of limiting its exposure to interest rate risk, the District coordinates its investment maturities to closely match cash flow needs and restricts the maximum investment term to less than five years from the purchase date.

Credit Risk. State law and District policy limit investments to those authorized by State statutes, which, among other investments, include U.S. agencies, commercial paper, local government investment pools, and certain money market funds. The District's general investment policy is to apply the prudent-person rule: Investments are made as a prudent person would be expected to act, with discretion and intelligence, to seek reasonable income, preserve capital, and, in general, avoid speculative investments.

Custodial Credit Risk. For an investment, this is the risk that, in the event of failure of the counterparty, the government will not be able to recover the value of its investment or collateral securities that are in possession of an outside party. The District does not have an investment policy that limits the amount of securities that can be held by counterparties.

Concentration of Credit Risk. The District places no limit on the amount that it may invest in any one issuer. More than 5% of the District's investments are in the ColoTrust Investment Pool. These investments represented 94% of the District's total investments.

East Grand School District No. 2
Notes to the Financial Statements
June 30, 2016
(Continued)

IV. Detailed Notes on All Funds (continued)

B. Receivables

Receivables as of year-end for the District's funds, including applicable allowances for uncollectible accounts, are as follows:

	General Fund	Food Service Fund	Bond Redemption Fund
Receivables:			
Taxes	\$ 408,525	\$ -	\$ 146,958
Accounts	37,766	25,348	-
Gross receivables	<u>446,291</u>	<u>25,348</u>	<u>146,958</u>
Less: allowance for uncollectible	-	-	-
Net Receivables	<u><u>\$ 446,291</u></u>	<u><u>\$ 25,348</u></u>	<u><u>\$ 146,958</u></u>
	Designated Purpose Grant Fund	Capital Reserve Fund	Other Governmental Funds
Receivables:			
Taxes	\$ -	\$ -	\$ 11,452
Accounts	87,121	207,338	10,857
Gross receivables	<u>87,121</u>	<u>207,338</u>	<u>22,309</u>
Less: allowance for uncollectible	-	-	-
Net Receivables	<u><u>\$ 87,121</u></u>	<u><u>\$ 207,338</u></u>	<u><u>\$ 22,309</u></u>

East Grand School District No. 2
Notes to the Financial Statements
June 30, 2016
(Continued)

IV. Detailed Notes on All Funds (continued)

C. Capital Assets

Capital asset activity for the year ended June 30, 2016 was as follows:

	<u>Beginning Balance</u>	<u>Increases</u>	<u>Decreases</u>	<u>Ending Balance</u>
Governmental activities:				
Capital assets, not being depreciated:				
Construction in progress	\$ -	\$ 172,083	\$ -	\$ 172,083
Land	524,414	-	-	524,414
Total capital assets, not being depreciated	<u>524,414</u>	<u>172,083</u>	<u>-</u>	<u>696,497</u>
Capital assets, being depreciated:				
Buildings and improvements	56,554,760	85,079	-	56,639,839
Vehicles	1,705,217	261,690	(33,000)	1,933,907
Equipment	940,604	262,543	(301,313)	901,834
Total capital assets being depreciated	<u>59,200,581</u>	<u>609,312</u>	<u>(334,313)</u>	<u>59,475,580</u>
Total capital assets - Cost	<u>59,724,995</u>	<u>781,395</u>	<u>(334,313)</u>	<u>60,172,077</u>
Less: accumulated depreciation for:				
Buildings and improvements	(23,185,966)	(1,556,145)	-	(24,742,111)
Vehicles	(1,587,694)	(97,603)	33,000	(1,652,297)
Equipment	(733,790)	(121,923)	299,486	(556,227)
Total accumulated depreciation	<u>(25,507,450)</u>	<u>(1,775,671)</u>	<u>332,486</u>	<u>(26,950,635)</u>
Governmental activities capital assets, net	<u>\$ 34,217,545</u>	<u>\$ (994,276)</u>	<u>\$ (1,827)</u>	<u>\$ 33,221,442</u>

The District had the following capital outlay and depreciation expense for the following functions:

	<u>Capital Outlay</u>	<u>Depreciation Expense</u>
Governmental activities:		
Direct instruction	\$ 375,605	\$ 1,425,392
Indirect instruction	-	24,961
Transportation	261,690	180,094
Support services	16,501	6,179
General administration	127,599	138,935
Food service	-	110
Total governmental activities	<u>\$ 781,395</u>	<u>\$ 1,775,671</u>

East Grand School District No. 2
Notes to the Financial Statements
June 30, 2016
(Continued)

IV. Detailed Notes on All Funds (continued)

D. Interfund Receivables, Payables, and Transfers

The composition of interfund balances as of June 30, 2016, was as follows:

	Receivable Fund	Payable Fund
General Fund	\$ 57,141	\$ -
Designated Purpose Fund	-	12,384
Food Services Fund	-	30,240
Debt Service Fund	-	14,517
	\$ 57,141	\$ 57,141

The outstanding balances between funds result mainly from the time lag between the dates that (1) interfund goods and services are provided or reimbursable expenditures occur, (2) transactions are recorded in the accounting system, and (3) payments between funds are made.

Transfers for fiscal year 2016 were as follows:

	Transfer In	Transfer (out)
General Fund	\$ -	\$ (535,629)
Capital Reserve Fund	171,164	-
Pupil Activity Fund	324,465	-
Food Service Fund	40,000	-
	\$ 535,629	\$ (535,629)

Transfers provide supplemental funds on an as needed basis.

E. Long-term Debt

1. General Obligation Bonds, Series 2007

In November 2007, the District's electorate authorized the issuance of general obligation debt in the amount of \$18,250,000. Proceed are being used to add additional classrooms and repair or improve other District facilities. The bonds maturing on and after December 1, 2018 are subject to early redemption equal to the principal amount thereof, plus accrued interest to the redemption date. On September 4, 2014, the District issued the General Obligation Bonds, 2014 which refunded all bonds maturing after 2018,

East Grand School District No. 2
Notes to the Financial Statements
June 30, 2016
(Continued)

IV. Detailed Notes on All Funds (continued)

E. Long-term Debt (continued)

1. General Obligation Bonds, Series 2007 (continued)

The following schedule represents the remaining amounts to be paid under the 2007 bond issue:

<u>Fiscal Year Ending:</u>	<u>Principal</u>	<u>Coupon</u>	<u>Interest</u>	<u>Total</u>
2017	\$ 495,000	4.00%	\$ 30,100	\$ 525,100
2018	505,000	4.00%	10,100	515,100
Totals	<u>\$ 1,000,000</u>		<u>\$ 40,200</u>	<u>\$ 1,040,200</u>

2. General Obligation Refunding Bonds, Series 2012

On January 18, 2012, the District issued \$6,455,000 of General Obligation Refunding Bonds, Series 2012. Proceeds from this bond issue were used to refund a portion of the District's outstanding General Obligation Refunding and Improvement Bonds, Series 2004B.

The bonds maturing on and before December 1, 2021 are not subject to redemption prior to their respective maturity dates. The bonds maturing on and after December 1, 2022 are subject to redemption prior to maturity at the option of the District at a redemption price equal to the principal amount thereof, plus accrued interest to the redemption date.

The following schedule represents the remaining amounts to be paid under the 2012 issue:

<u>Fiscal Year Ending:</u>	<u>Principal</u>	<u>Coupon</u>	<u>Interest</u>	<u>Total</u>
2017	\$ 5,000	4.00%	\$ 255,894	\$ 260,894
2018	5,000	4.00%	255,831	260,831
2019	810,000	4.00%	239,600	1,049,600
2020	840,000	4.00%	206,600	1,046,600
2021	875,000	4.00%	172,300	1,047,300
2022-2025	3,870,000	4.00%	317,000	4,187,000
Totals	<u>\$ 6,405,000</u>		<u>\$ 1,447,225</u>	<u>\$ 7,852,225</u>

3. General Obligation Refunding Bonds, Series 2014

On September 4, 2014, the District issued \$20,820,000 of General Obligation Refunding Bonds, Series 2014. Proceeds from this bond issue were used to refund a portion of the District's outstanding General Obligation Bonds, Series 2004, 2004B, and 2007. The bonds are issued in denominations of \$5,000 and bear interest rates ranging from 2% to 5%. These bonds mature in varying amounts each year through 2027.

The bonds maturing on and after December 1, 2025, are subject to redemption prior to maturity, at the option of the District at a redemption price equal to the principal amount thereof, plus accrued interest to the redemption date.

East Grand School District No. 2
Notes to the Financial Statements
June 30, 2016
(Continued)

IV. Detailed Notes on All Funds (continued)

E. Long-term Debt (continued)

3. General Obligation Refunding Bonds, Series 2014 (continued)

The following schedule represents the remaining amounts to be paid under the 2014 issue:

<u>Fiscal Year Ending:</u>	<u>Principal</u>	<u>Coupon</u>	<u>Interest</u>	<u>Total</u>
2017	\$ 1,260,000	4.00%	\$ 805,500	\$ 2,065,500
2018	1,320,000	4.00%	753,900	2,073,900
2019	1,095,000	4.00%	705,600	1,800,600
2020	1,135,000	4.00%	661,000	1,796,000
2021	1,180,000	5.00%	614,700	1,794,700
2022-2026	7,905,000	4.00-5.00%	2,125,950	10,030,950
2027-2028	5,550,000	4.00%	224,200	5,774,200
Totals	<u>\$ 19,445,000</u>		<u>\$ 5,890,850</u>	<u>\$ 25,335,850</u>

4. Capital Lease Agreements

The District is obligated under certain lease agreements for copiers and a performance contract. These obligations are accounted for as capital leases. The leased assets and related obligations are accounted for in the Statement of Net Position. The following is a schedule of future minimum rental payments due under the terms of the District's capital leases:

<u>Fiscal Year Ended</u>	<u>Principal</u>	<u>Interest</u>	<u>Total</u>
2017	\$ 218,356	\$ 62,228	\$ 280,584
2018	198,230	54,378	252,608
2019	85,456	48,888	134,344
2020	86,278	45,199	131,477
2021	94,451	41,181	135,632
2022-2026	613,699	125,515	739,214
2027-2028	241,674	10,056	251,730
Totals	<u>\$ 1,538,144</u>	<u>\$ 387,445</u>	<u>\$ 1,925,589</u>

5. Schedule of Future Debt Service Payments

The District's future annual debt service requirements are as follows:

<u>Fiscal Year Ending:</u>	<u>Principal</u>	<u>Interest</u>	<u>Total</u>
2017	\$ 1,978,356	\$ 1,153,722	\$ 3,132,078
2018	2,028,230	1,074,209	3,102,439
2019	1,990,456	994,088	2,984,544
2020	2,061,278	912,799	2,974,077
2021	2,149,451	828,181	2,977,632
2022-2026	12,388,699	2,568,465	14,957,164
2027-2028	5,791,674	234,256	6,025,930
Totals	<u>\$ 28,388,144</u>	<u>\$ 7,765,720</u>	<u>\$ 36,153,864</u>

East Grand School District No. 2
Notes to the Financial Statements
June 30, 2016
(Continued)

IV. Detailed Notes on All Funds (continued)

E. Long-term Debt (continued)

6. Compensated Absences

The District has a policy for the accumulation of sick and personal leave payouts. This policy is subject to certain limits, which are established by the Board, and are based on the employee's length of service with the District.

The estimated liability for compensated absences for the Food Services Fund employees is recorded on that fund's financial statements; the estimated liability for all other employees is recorded in governmental activities in the Statement of Net Position. The General Fund generally liquidates the compensated absences liability associated with governmental activities.

7. Changes in Long-term Debt

The following is a summary of changes in long-term debt for the year ended June 30, 2016:

	<u>Balance July 1, 2015</u>	<u>Additions</u>	<u>(Reductions)</u>	<u>Balance June 30, 2016</u>	<u>Due in one Year</u>
Governmental Activities:					
General obligation bonds	\$ 28,540,000	\$ -	\$ (1,690,000)	\$ 26,850,000	\$ 1,760,000
Premium on general obligation bonds	3,614,456	-	(546,490)	3,067,966	493,422
Capital leases	1,476,746	262,543	(201,145)	1,538,144	218,356
Net Pension Liability	23,967,042	2,607,021	-	26,574,063	-
Compensated absences	239,843	23,265	-	263,108	-
Total	<u>\$ 57,838,087</u>	<u>\$ 2,892,829</u>	<u>\$ (2,437,635)</u>	<u>\$ 58,293,281</u>	<u>\$ 2,471,778</u>

8. Defeased Debt

At various dates in prior years, the District placed proceeds from refunding bond issues and District cash contributions in irrevocable refunding escrow accounts. These monies, which are invested in U.S. Treasury obligations, together with interest earned thereon, are considered sufficient for payment of all principal and interest on refunded bonds on each remaining payment date. The likelihood of the earnings and principal maturities of the U.S. Treasury obligations not being sufficient to pay the refunded bond issues appears remote. Accordingly, the escrow account and refunded bonds are not included in the District's financial statements. The District has not calculated the amount of defeased debt at June 30, 2016.

East Grand School District No. 2
Notes to the Financial Statements
June 30, 2016
(Continued)

IV. Detailed Notes on All Funds (continued)

E. Long-term Debt (continued)

9. Trust Agreement

Colorado State Statutes require that all property taxes levied for the purpose of satisfying bonded indebtedness be administered by at least one third party custodian designated by the District. The third party custodian is required to ensure all taxes levied to satisfy the obligations of bonded indebtedness are used accordingly. The District has entered into a custody agreement with American National Bank in order to meet this requirement.

F. Pension Liabilities, Pension Expense, and Deferred Outflows of Resources and Deferred Inflows of Resources Related to Pensions

At June 30, 2016, the District reported a liability of \$26,574,063 for its proportionate share of the net pension liability. The net pension liability was measured as of December 31, 2015, and the total pension liability used to calculate the net pension liability was determined by an actuarial valuation as of December 31, 2014. Standard update procedures were used to roll forward the total pension liability to December 31, 2015. The District proportion of the net pension liability was based on District contributions to the SCHDTF for the calendar year 2015 relative to the total contributions of participating employers to the SCHDTF.

At December 31, 2015, the District proportion was 0.1738%, as compared to its proportion of 0.1768% measured as of December 31, 2014.

For the year ended June 30, 2016, the District recognized pension expense of \$2,416,587. At June 30, 2016, the District reported deferred outflows of resources and deferred inflows of resources related to pensions from the following sources:

	Deferred Outflows of Resources	Deferred Inflows of Resources
Difference between expenses and actual experience	\$ 350,914	\$ 1,107
Changes of assumptions or other inputs	-	375,538
Net difference between projected and actual earnings on pension plan investments	2,259,541	-
Changes in proportionate share of contributions	-	662,229
Difference between actual and reported contributions recognized	2,936	-
Contributions subsequent to measurement date	721,847	
	\$ 3,335,238	\$ 1,038,874

East Grand School District No. 2
Notes to the Financial Statements
June 30, 2016
(Continued)

IV. Detailed Notes on All Funds (continued)

F. Pension Liabilities, Pension Expense, and Deferred Outflows of Resources and Deferred Inflows of Resources Related to Pensions (continued)

Contributions subsequent to the measurement date of December 31, 2015, which are reported as deferred outflows of resources related to pensions, will be recognized as a reduction of the net pension liability in the year ended June 30, 2016. Other amounts reported as deferred outflows of resources and deferred inflows of resources related to pensions will be recognized in pension expense as follows:

<u>Year Ended June 30,</u>	<u>Amortization</u>
2017	\$ 261,527
2018	326,180
2019	521,541
2020	465,269
	<u>\$ 1,574,517</u>

Actuarial assumptions. The total pension liability in the December 31, 2014 actuarial valuation was determined using the following actuarial assumptions and other inputs:

Actuarial Cost Method	Entry Age
Price inflation	2.80%
Real wage growth	1.10%
Wage inflation	3.90%
Salary increases, including wage inflation	3.90% - 10.10%
Long-term investment Rate of Return, net of pension plan investment expenses, including price inflation	7.50%
Future post-retirement benefit increases:	
PERA Benefit Structure hired prior to 1/1/07; and DPS Benefit Structure (automatic)	2.00%
PERA Benefit Structure hired after 12/31/2006 (ad hoc, substantively automatic)	Financed by the Annual Increase Reserve

Mortality rates were based on the RP-2000 Combined Mortality Table for Males or Females, as appropriate, with adjustments for mortality improvements based on a projection of Scale AA to 2020 with Males set back 1 year, and Females set back 2 years.

The actuarial assumptions used in the December 31, 2014 valuation were based on the results of an actuarial experience study for the period January 1, 2008 through December 31, 2011, adopted by PERA's Board on November 13, 2012, and an economic assumption study, adopted by PERA's Board on November 15, 2013 and January 17, 2014.

East Grand School District No. 2
Notes to the Financial Statements
June 30, 2016
(Continued)

IV. Detailed Notes on All Funds (continued)

F. Pension Liabilities, Pension Expense, and Deferred Outflows of Resources and Deferred Inflows of Resources Related to Pensions (continued)

Changes to assumptions or other inputs since the December 31, 2013 actuarial valuation are as follows:

Programming Changes:

- Valuation of the full survivor benefit without any reduction for possible remarriage.
- Reflection of the employer match on separation benefits for all eligible years.
- Reflection of one year of service eligibility for survivor annuity benefit.
- Refinement of the 18-month annual increase timing.
- Refinements to directly value certain and life, modified cash refund and pop-up benefit forms.

Methodology Changes:

- Recognition of merit salary increases in the first projection year.
- Elimination of the assumption that 35% of future disabled members elect to receive a refund.
- Removal of the negative value adjustment for liabilities associated with refunds of future terminating members.
- Adjustments to the timing of the normal cost and unfunded actuarial accrued liability payment calculations to reflect contributions throughout the year.

The SCHDTF's long-term expected rate of return on pension plan investments was determined using a log-normal distribution analysis in which best estimate ranges of expected future real rates of return (expected return, net of investment expense and inflation) were developed for each major asset class. These ranges were combined to produce the long-term expected rate of return by weighting the expected future real rates of return by the target asset allocation percentage and then adding expected inflation.

As of the most recent analysis of the long-term expected rate of return, presented to the PERA Board on November 15, 2013, the target allocation and best estimates of geometric real rates of return for each major asset class are summarized in the following table:

<u>Asset Class</u>	<u>Target Allocation</u>	<u>10 Year Expected Geometric Real Rate of Return</u>
U.S. Equity - Large Cap	26.76%	5.00%
U.S. Equity - Small Cap	4.40%	5.19%
Non U.S. Equity - Developed	22.06%	5.29%
Non U.S. Equity - Emerging	6.24%	6.76%
Core Fixed Income	24.05%	0.98%
High Yield	1.53%	2.64%
Long Duration Govt/Credit	0.53%	1.57%
Emerging Market Bonds	0.43%	3.04%
Real Estate	7.00%	5.09%
Private Equity	7.00%	7.15%
Total	<u>100.00%</u>	

East Grand School District No. 2
Notes to the Financial Statements
June 30, 2016
(Continued)

IV. Detailed Notes on All Funds (continued)

F. Pension Liabilities, Pension Expense, and Deferred Outflows of Resources and Deferred Inflows of Resources Related to Pensions (continued)

In setting the long-term expected rate of return, projections employed to model future returns provide a range of expected long-term returns that, including expected inflation, ultimately support a long-term expected rate of return assumption of 7.50%.

Discount rate. The discount rate used to measure the total pension liability was 7.50 percent. The projection of cash flows used to determine the discount rate applied the actuarial cost method and assumptions shown above. In addition, the following methods and assumptions were used in the projection of cash flows:

- Total covered payroll for the initial projection year consists of the covered payroll of the active membership present on the valuation date and the covered payroll of future plan members assumed to be hired during the year. In subsequent projection years, total covered payroll was assumed to increase annually at a rate of 3.90%.
- Employee contributions were assumed to be made at the current member contribution rate. Employee contributions for future plan members were used to reduce the estimated amount of total service costs for future plan members.
- Employer contributions were assumed to be made at rates equal to the fixed statutory rates specified in law, including current and estimated future AED and SAED, until the Actuarial Value Funding Ratio reaches 103%, at which point, the AED and SAED will each drop 0.50% every year until they are zero. Additionally, estimated employer contributions included reductions for the funding of the AIR and retiree health care benefits. For future plan members, employer contributions were further reduced by the estimated amount of total service costs for future plan members not financed by their member contributions.
- Employer contributions and the amount of total service costs for future plan members were based upon a process used by the plan to estimate future actuarially determined contributions assuming an analogous future plan member growth rate.
- The AIR balance was excluded from the initial fiduciary net position, as, per statute, AIR amounts cannot be used to pay benefits until transferred to either the retirement benefits reserve or the survivor benefits reserve, as appropriate. As the ad hoc post-retirement benefit increases financed by the AIR are defined to have a present value at the long-term expected rate of return on plan investments equal to the amount transferred for their future payment, AIR transfers to the fiduciary net position and the subsequent AIR benefit payments have no impact on the Single Equivalent Interest Rate (SEIR) determination process when the timing of AIR cash flows is not a factor (i.e., the plan's fiduciary net position is not projected to be depleted). When AIR cash flow timing is a factor in the SEIR determination process (i.e., the plan's fiduciary net position is projected to be depleted), AIR transfers to the fiduciary net position and the subsequent AIR benefit payments were estimated and included in the projections.
- Benefit payments and contributions were assumed to be made at the end of the month.

East Grand School District No. 2
Notes to the Financial Statements
June 30, 2016
(Continued)

IV. Detailed Notes on All Funds (continued)

F. Pension Liabilities, Pension Expense, and Deferred Outflows of Resources and Deferred Inflows of Resources Related to Pensions (continued)

Based on the above actuarial cost method and assumptions, the SCHDTF's fiduciary net position was projected to be available to make all projected future benefit payments of current members. Therefore, the long-term expected rate of return on pension plan investments was applied to all periods of projected benefit payments to determine the total pension liability. The discount rate determination does not use the Municipal Bond Index Rate. There was no change in the discount rate from the prior measurement date.

Sensitivity of the District's proportionate share of the net pension liability to changes in the discount rate. The following presents the proportionate share of the net pension liability calculated using the discount rate of 7.50 percent, as well as what the proportionate share of the net pension liability would be if it were calculated using a discount rate that is 1-percentage-point lower (6.50 percent) or 1-percentage-point higher (8.50 percent) than the current rate:

	1% Decrease (6.50%)	Current Discount Rate (7.50%)	1% Increase (8.50%)
Collective net pension liability	\$ 19,825,875,000	\$ 15,294,294,000	\$11,524,864,000
Proportionate share of net pension liability	\$ 34,447,752	\$ 26,574,063	\$ 20,024,622

Pension plan fiduciary net position. Detailed information about the SCHDTF's fiduciary net position is available in PERA's comprehensive annual financial report which can be obtained at www.copera.org/investments/pera-financial-reports.

G. Fund Balances

The District classifies governmental fund balances as follows:

Non-spendable fund balance includes fund balance amounts inherently non-spendable since they represent inventories, prepaid items, long-term portion of loans receivable, etc.

Spendable Fund Balances:

Restricted fund balance includes fund balance amounts that are constrained for specific purposes which are externally imposed by providers, such as creditors or amounts constrained due to constitutional provisions or enabling legislation.

Committed fund balance includes fund balance amounts that are constrained for specific purposes that are internally imposed by the government through formal action of the highest level of decision making authority which is the Board of Education.

Assigned fund balance includes spendable fund balance amounts that are intended to be used for specific purposes that are neither considered restricted or committed. Fund Balance may be assigned by the Board or its management designee.

Unassigned fund balance includes residual positive fund balance within the General Fund which has not been classified within the other above mentioned categories. Unassigned fund balance may also include negative balances for any governmental fund if expenditures exceed amounts restricted, committed, or assigned for those specific purposes.

East Grand School District No. 2
Notes to the Financial Statements
June 30, 2016
(Continued)

IV. Detailed Notes on All Funds (continued)

G. Fund Balances (continued)

The District uses restricted amounts to be spent first when both restricted and unrestricted fund balance is available unless there are legal documents/contracts that prohibit doing this, such as in grant agreements requiring dollar for dollar spending. Additionally, the District would first use committed, then assigned, and lastly unassigned amounts of unrestricted fund balance when expenditures are made. The District governmental funds had the following equity designations at June 30, 2016:

	Balance	Reason
Non-spendable:		
General Fund	\$ 87,518	Prepaid expenditures
Food Service Fund	3,025	Inventory
Restricted - General Fund	351,000	TABOR
Restricted - Debt Service Fund	2,442,318	Debt service
Restricted - Capital Reserve	98,505	Technology grants
Committed - General Fund	100,000	Projects
Committed - Capital Reserve	250,000	Technology projects
Committed - Pupil Activity Fund	31,601	Equipment replacement
Assigned - General Fund	74,269	Insurance costs
Assigned - Food Service	8,953	Food service
Assigned - Capital Reserve	752,767	Capital projects
Assigned - Other funds	69,919	Student activities
Assigned - Other funds	73,259	Transportation
	\$ 4,343,134	

The District does not have a formal minimum fund balance policy. However, the District's budget includes a calculation of a targeted reserve positions and the Administration calculates targets and report them annually to Board.

V. Other Information

A. Defined Benefit Pension Plan

Plan Description. Eligible employees of the District are provided with pensions through the School Division Trust Fund (SCHDTF)—a cost-sharing multiple-employer defined benefit pension plan administered by PERA. Plan benefits are specified in Title 24, Article 51 of the Colorado Revised Statutes (C.R.S.), administrative rules set forth at 8 C.C.R. 1502-1, and applicable provisions of the federal Internal Revenue Code. Colorado State law provisions may be amended from time to time by the Colorado General Assembly. PERA issues a publicly available comprehensive annual financial report that can be obtained at www.copera.org/investments/pera-financial-reports.

East Grand School District No. 2
Notes to the Financial Statements
June 30, 2016
(Continued)

V. Other Information (continued)

A. Defined Benefit Pension Plan (continued)

Benefits Provided. PERA provides retirement, disability, and survivor benefits. Retirement benefits are determined by the amount of service credit earned and/or purchased, highest average salary, the benefit structure(s) under which the member retires, the benefit option selected at retirement, and age at retirement. Retirement eligibility is specified in tables set forth at C.R.S. § 24-51-602, 604, 1713, and 1714.

The lifetime retirement benefit for all eligible retiring employees under the PERA Benefit Structure is the greater of the:

- Highest average salary multiplied by 2.5 percent and then multiplied by years of service credit
- The value of the retiring employee's member contribution account plus a 100 percent match on eligible amounts as of the retirement date. This amount is then annuitized into a monthly benefit based on life expectancy and other actuarial factors.

The lifetime retirement benefit for all eligible retiring employees under the Denver Public Schools (DPS) Benefit Structure is the greater of the:

- Highest average salary multiplied by 2.5 percent and then multiplied by years of service credit
- \$15 times the first 10 years of service credit plus \$20 times service credit over 10 years plus a monthly amount equal to the annuitized member contribution account balance based on life expectancy and other actuarial factors.

In all cases the service retirement benefit is limited to 100 percent of highest average salary and also cannot exceed the maximum benefit allowed by federal Internal Revenue Code.

Members may elect to withdraw their member contribution accounts upon termination of employment with all PERA employers; waiving rights to any lifetime retirement benefits earned. If eligible, the member may receive a match of either 50 percent or 100 percent on eligible amounts depending on when contributions were remitted to PERA, the date employment was terminated, whether 5 years of service credit has been obtained and the benefit structure under which contributions were made.

Benefit recipients who elect to receive a lifetime retirement benefit are generally eligible to receive post-retirement cost-of-living adjustments (COLAs), referred to as annual increases in the C.R.S. Benefit recipients under the PERA benefit structure who began eligible employment before January 1, 2007 and all benefit recipients of the DPS benefit structure receive an annual increase of 2 percent, unless PERA has a negative investment year, in which case the annual increase for the next three years is the lesser of 2 percent or the average of the Consumer Price Index for Urban Wage Earners and Clerical Workers (CPI-W) for the prior calendar year. Benefit recipients under the PERA benefit structure who began eligible employment after January 1, 2007 receive an annual increase of the lesser of 2 percent or the average CPI-W for the prior calendar year, not to exceed 10 percent of PERA's Annual Increase Reserve for the SCHDTF.

East Grand School District No. 2
Notes to the Financial Statements
June 30, 2016
(Continued)

V. Other Information (continued)

A. Defined Benefit Pension Plan (continued)

Benefits Provided (continued). Disability benefits are available for eligible employees once they reach five years of earned service credit and are determined to meet the definition of disability. The disability benefit amount is based on the retirement benefit formula shown above considering a minimum 20 years of service credit, if deemed disabled. Survivor benefits are determined by several factors, which include the amount of earned service credit, highest average salary of the deceased, the benefit structure(s) under which service credit was obtained, and the qualified survivor(s) who will receive the benefits.

Contributions. Eligible employees and the District are required to contribute to the SCHDTF at a rate set by Colorado statute. The contribution requirements are established under C.R.S. § 24-51-401, *et seq.* Eligible employees are required to contribute 8 percent of their PERA-includable salary. The employer contribution requirements are summarized in the table below with rates expressed as a percentage of salary as defined in C.R.S. § 24-51-101(42):

For the Year Ended December 31,	2015	2016
Employer Contribution Rate	10.15%	10.15%
Amount of the Employer Contribution apportioned to the Health	(1.02)%	(1.02)%
Amount Apportioned to the SCHDTF	9.13%	9.13%
Amortization Equalization Disbursement (AED) as specified in	4.20%	4.50%
Supplemental Amortization Equalization Disbursement (SAED as	4.00%	4.50%
Total Employer Contribution Rate to the SCHDTF	17.33%	18.13%

Employer contributions are recognized by the SCHDTF in the period in which the compensation becomes payable to the member and the District is statutorily committed to pay the contributions to the SCHDTF. Employer contributions recognized by the SCHDTF from the District were \$1,459,506 for the year ended June 30, 2016.

B. Post-Employment HealthCare Benefits

Plan Description. The District contributes to the Health Care Trust Fund (the "HCTF"), a cost-sharing multiple-employer healthcare trust administered by PERA. The HCTF benefit provides a health care premium subsidy and health care programs (known as PERACare) to PERA participating benefit recipients and their eligible beneficiaries. Title 24, Article 51, Part 12 of the C.R.S., as amended, establishes the HCTF and sets forth a framework that grants authority to the PERA Board to contract, self-insure and authorize disbursements necessary in order to carry out the purposes of the PERACare program, including the administration of health care subsidies. PERA issues a publicly available comprehensive annual financial report that includes financial statements and required supplementary information for the HCTF. That report can be obtained at www.copera.org/investments/pera-financial-reports.

Funding Policy. The District is required to contribute at a rate of 1.02 percent of PERA-includable salary for all PERA members as set by statute. No member contributions are required. The contribution requirements for the District are established under Title 24, Article 51, Part 4 of the C.R.S., as amended. The apportionment of the contributions to the HCTF is established under Title 24, Article 51, Section 208(1)(f) of the C.R.S., as amended. For the years ending June 30, 2016, 2015, and 2013, the District's contributions to HCTF were approximately \$82,112, \$79,847, and \$71,856, respectively, equal to their required contributions for each year.

East Grand School District No. 2
Notes to the Financial Statements
June 30, 2016
(Continued)

V. Other Information (continued)

C. Defined Contribution Pension Plan

Plan Description. Employees of the District that are also members of the SCHDTF may voluntarily contribute to the Voluntary Investment Program, an Internal Revenue Code Section 401(k) defined contribution plan administered by PERA. Title 24, Article 51, Part 14 of the C.R.S, as amended, assigns the authority to establish the Plan provisions to the PERA Board of Trustees. PERA issues a publicly available comprehensive annual financial report for the Plan. That report can be obtained at www.copera.org/investments/pera-financial-reports.

Funding Policy. Voluntary Investment Program is funded by voluntary member contributions up to the maximum limits set by the Internal Revenue Service, as established under Title 24, Article 51, Section 1402 of the C.R.S., as amended. Employees are immediately vested in their own contributions, employer contributions and investment earnings. There were no 401(k) Plan member contributions from the District for the year ended June 30, 2016, 2015 and 2014.

D. Contingencies

1. General Legal Matters

During the normal course of business, the District incurs claims and other assertions against it from various agencies and individuals. Management of the District feels none of these claims or assertions are significant enough that they would materially affect the fairness of the presentation of the financial statements at June 30, 2016.

2. Federal Programs

Funds received from Federal grants are subject to audit and disallowance on ineligible cost. Management of the District feels any potential questioned or disallowed costs or liability arising from the Federal program audits would not materially affect the fairness of the presentation of the financial statements at June 30, 2016

3. State Programs

The District receives payment for State equalization, State transportation and various other State revenues to fund programs. These grants and programs are subject to audit and may result in the District either refunding amounts due for overpayment or receiving additional revenue for underpayment by the State. Management does not feel that any potential adjustments would be material and that they would affect the fairness of presentation of the financial statements at June 30, 2016.

East Grand School District No. 2
Notes to the Financial Statements
June 30, 2016
(Continued)

V. Other Information (continued)

E. Jointly Governed Organization - BOCES

The District, together with other school districts, participates in the Northwest Colorado Board of Cooperative Educational Services (the "BOCES"). The purpose of the BOCES is to pool resources of the individual districts and to provide services common to each on a basis that is more economical than if the same services were provided individually. Administrative costs are borne equally by the districts. Services by BOCES are charged to each district based upon individual needs and the student population.

The Board of the BOCES consists of one member of the Board of Education of each participating district. Each district has equal voting rights in the decisions of the BOCES.

The BOCES has issued its own audited financial statements for the year ended June 30, 2016, the latest available data.

The following summary information is presented:

Assets and Deferred Outflows	\$ 2,258,616
Liabilities and Deferred inflows	<u>(7,766,083)</u>
Net Position (Deficit)	<u>\$ (5,507,467)</u>
Expenses	\$ (5,217,587)
Program Revenues	4,694,450
General Revenues	10,264
Change in Net Position	<u>\$ (512,873)</u>
Net Position-Beginning	<u>(4,994,594)</u>
Net Position-Ending	<u>\$ (5,507,467)</u>

For the years ended June 30, 2016 and 2015, the District made operating contributions of \$68,898 and \$63,764, respectively.

F. Mill Levy Override Approval

As previously discussed, in November 1994, the electorate of the District passed a ballot question, authorizing *to increase taxes \$650,000 annually for [the] current budget year and each budget year thereafter by authorizing the District to impose an additional property tax mill levy of not more than 5 mills for the District's General Fund for the current budget year and each budget year thereafter....*

In November 2001, the electorate approved *to increase taxes \$659,411 annually and by such additional amounts raised annually thereafter by an ad valorem property tax mill levy imposed at a rate of up to 1.746 mills, but not exceeding such amount of additional tax revenues as permitted pursuant to section 22-54-107.5 of the Colorado revised statutes, or any successor law thereto, to provide a supplemental cost of living adjustment to the District.*

East Grand School District No. 2
Notes to the Financial Statements
June 30, 2016
(Continued)

V. Other Information (continued)

G. Colorado Department of Education Financing

The Colorado Department of Education allows school districts to borrow funds up to the next year's estimated property tax collections for the specific district. The District did not utilize this financing in 2015 or 2016.

H. Risk Management

Risk of Loss. The District is exposed to various risks of loss related to workers' compensation; general liability; unemployment; torts; theft of, damage to, and destruction of assets; and errors and omissions. The District has acquired commercial coverage for these risks and claims, if any, are not expected to exceed the commercial insurance coverage.

Pupil Counts. Each year the District submits data regarding pupil counts to the Colorado Department of Education (CDE). The purpose of this data collection is to obtain required student level data as provided for by state statute (s), including information regarding students' funding eligibility as outlined in the Public School Finance Act of 1994 (22-54-101, C.R.S.).

The Student October Count is based on a one (1) day membership count in which districts are asked to report all students who are actively enrolled and attending classes through their district on that date. In an effort to ensure accurate reporting of those data fields associated with student funding, CDE conducts periodic compliance audits of each district's student October count data. This data not only determine per pupil funding, but also at risk and English Language Proficiency Act (ELPA) funding. CDE audits districts every one to four years, the frequency of which is determined by a number of factors including, but not limited to, the size and location of the district, as well as issues or concerns that might have arisen from prior audits.

The District believes its pupil count information is accurate and any adjustment would not be material.

I. Possible Violations of State Statues - Budgets

The following funds had expenditures in excess of budgeted appropriations which may be a violation of state statutes:

Food Services Fund	\$	12,550
--------------------	----	--------

East Grand School District No. 2

Required Supplementary Information



East Grand School District No. 2
Schedule of Revenues, Expenditures and Changes in Fund
Fund Balances - Budget and Actual (GAAP Basis)
General Fund
For the Year Ended June 30, 2016
(With Comparative Actual Amounts for 2015)

	2016			Variance with Final Budget- Positive (Negative)	2015
	Budgeted Amounts		Actual Amounts		Actual Amounts
	Original	Final			
REVENUES					
Taxes:					
Property taxes	8,127,786	7,940,063	8,097,943	157,880	7,738,544
Specific ownership taxes	542,543	648,049	679,232	31,183	627,619
Intergovernmental - State revenue	2,421,963	2,608,765	2,606,253	(2,512)	2,315,640
Intergovernmental - Federal revenue	186,823	807,823	807,938	115	781,445
Interest income	9,000	9,000	17,428	8,428	6,761
Other	170,000	220,654	243,789	23,135	150,163
Total revenues	<u>11,458,115</u>	<u>12,234,354</u>	<u>12,452,583</u>	<u>218,229</u>	<u>11,620,172</u>
EXPENDITURES					
Direct instruction	6,891,446	6,901,023	6,899,282	1,741	6,712,853
Indirect instruction	1,112,820	1,091,843	1,107,804	(15,961)	1,090,331
Transportation	124,480	127,946	132,068	(4,122)	121,477
Custodial and maintenance	1,402,710	1,421,439	1,417,912	3,527	1,411,890
Support services	316,617	320,464	293,154	27,310	285,676
General administration	1,411,947	1,391,990	1,429,033	(37,043)	1,380,626
Contingency	2,926,313	3,798,090	-	3,798,090	-
Total expenditures	<u>14,186,333</u>	<u>15,052,795</u>	<u>11,279,253</u>	<u>3,773,542</u>	<u>11,002,853</u>
EXCESS (DEFICIENCY) OF REVENUES OVER EXPENDITURES	(2,728,218)	(2,818,441)	1,173,330	3,991,771	617,319
OTHER FINANCING SOURCES (USES)					
Transfers in (out)	(462,001)	(545,629)	(535,629)	10,000	(453,477)
Total other financing sources (uses)	<u>(462,001)</u>	<u>(545,629)</u>	<u>(535,629)</u>	<u>10,000</u>	<u>(453,477)</u>
NET CHANGE IN FUND BALANCES	(3,190,219)	(3,364,070)	637,701	4,001,771	163,842
FUNDS BALANCES, BEGINNING	<u>3,190,219</u>	<u>3,364,070</u>	<u>3,364,074</u>	<u>4</u>	<u>3,200,232</u>
FUND BALANCES (DEFICIT), ENDING	<u>-</u>	<u>-</u>	<u>4,001,775</u>	<u>4,001,775</u>	<u>3,364,074</u>

The accompanying notes are an integral part of these financial statements.

East Grand School District No. 2
Schedule of Revenues, Expenditures and Changes in Net
Assets - Budget and Actual (GAAP Basis)
Food Service Fund
For the Year Ended June 30, 2016
(With Comparative Actual Amounts for 2015)

	2016			Variance with Final Budget- Positive (Negative)	2015
	Budgeted Amounts		Actual Amounts		Actual Amounts
	Original	Final			
REVENUES					
Food and ala carte sales	115,500	141,319	155,659	14,340	117,065
Federal aid:					
Federal government meal reimbursement	120,000	126,039	149,956	23,917	115,441
USDA commodity contribution	20,000	20,000	15,737	(4,263)	13,566
State reimbursement	2,600	4,864	5,395	531	4,093
Total revenues	<u>258,100</u>	<u>292,222</u>	<u>326,747</u>	<u>34,525</u>	<u>250,165</u>
EXPENDITURES					
Salaries and employee benefits	185,252	196,718	196,583	135	177,578
Purchased services	500	-	-	-	-
Supplies	7,700	8,824	12,456	(3,632)	5,444
Food costs:					
Purchased food	84,000	111,893	135,159	(23,266)	86,723
Donated commodities	20,000	20,000	15,737	4,263	13,566
Other	4,000	2,838	2,919	(81)	2,807
Capital outlay	-	-	-	-	5,260
Contingency	817	10,031	-	10,031	-
Total expenses	<u>302,269</u>	<u>350,304</u>	<u>362,854</u>	<u>(12,550)</u>	<u>291,378</u>
EXCESS (DEFICIENCY) OF REVENUES OVER EXPENDITURES	(44,169)	(58,082)	(36,107)	21,975	(41,213)
OTHER FINANCING SOURCES (USES)					
Transfers in (out)	40,000	50,000	40,000	(10,000)	40,000
Total other financing sources (uses)	<u>40,000</u>	<u>50,000</u>	<u>40,000</u>	<u>(10,000)</u>	<u>40,000</u>
CHANGE IN NET POSITION	(4,169)	(8,082)	3,893	11,975	(1,213)
FUND BALANCE, BEGINNING	<u>4,169</u>	<u>8,082</u>	<u>8,085</u>	<u>3</u>	<u>9,298</u>
FUND BALANCE, ENDING	<u>-</u>	<u>-</u>	<u>11,978</u>	<u>11,978</u>	<u>8,085</u>

The accompanying notes are an integral part of these financial statements.

East Grand School District No. 2
Schedule of Revenues, Expenditures and Changes in Fund
Balances - Budget and Actual (GAAP Basis)
Designated Purpose Grants Fund - Special Revenue
For the Year Ended June 30, 2016
(With Comparative Actual Amounts for 2015)

	2016			Variance with Final Budget- Positive (Negative)	2015
	Budgeted Amounts		Actual Amounts		Actual Amounts
	Original	Final			
REVENUES					
Intergovernmental revenue:					
Federal revenue	260,373	277,144	262,210	(14,934)	299,067
State revenue	126,800	139,941	149,335	9,394	140,182
Local revenue	30,705	58,189	49,368	(8,821)	43,882
Total revenues	<u>417,878</u>	<u>475,274</u>	<u>460,913</u>	<u>(14,361)</u>	<u>483,131</u>
EXPENDITURES					
Direct instruction	187,564	195,246	184,587	10,659	194,980
Indirect instruction	220,314	268,687	262,139	6,548	274,547
Support services	10,000	11,341	11,341	-	11,059
Community service	-	-	2,846	(2,846)	2,545
Total expenditures	<u>417,878</u>	<u>475,274</u>	<u>460,913</u>	<u>14,361</u>	<u>483,131</u>
NET CHANGE IN FUND BALANCES	-	-	-	-	-
FUND BALANCES, BEGINNING	-	-	-	-	-
FUND BALANCES, ENDING	<u>-</u>	<u>-</u>	<u>-</u>	<u>-</u>	<u>-</u>

The accompanying notes are an integral part of these financial statements.

East Grand School District No. 2
Schedule of Employer's Proportionate Share of the Net Pension Liability
Colorado Public Employees' Retirement Association School Division Trust Fund
Last 10 Fiscal Years *

	<u>2016</u>	<u>2015</u>	<u>2014</u>
District's portion of the net pension liability	0.1738%	0.1768%	0.1831%
District's proportionate share of the net pension liability	\$ 26,574,063	\$ 23,967,042	\$ 23,353,686
District's covered-employee payroll	\$ 8,050,225	\$ 7,828,131	\$ 7,044,688
District's proportionate share of the net pension liability as a percentage of its covered-employee payroll	330%	306%	332%
Plan fiduciary net position as a percentage of the total pension liability	59.20%	62.84%	64.07%

* The amounts presented for each fiscal year were determined as of the calendar year-end that occurred within fiscal year. Information is only available beginning in fiscal year 2014.

Notes to the Schedule of Employer's Proportionate Share of the Net Pension Liability for the year ended June 30, 2016

Note 1. Changes of assumptions.

Changes to assumptions or other inputs since the December 31, 2013 actuarial valuation are as follows:

The following programming changes were made:

- Valuation of the full survivor benefit without any reduction for possible remarriage.
- Reflection of the employer match on separation benefits for all eligible years.
- Reflection of one year of service eligibility for survivor annuity benefit.
- Refinement of the 18 month annual increase timing.
- Refinements to directly value certain and life, modified cash refund and pop-up benefit forms.

The following methodology changes were made:

- Recognition of merit salary increases in the first projection year.
- Elimination of the assumption that 35% of future disabled members elect to receive a refund.
- Removal of the negative value adjustment for liabilities associated with refunds of future terminating members.
- Adjustments to the timing of the normal cost and unfunded actuarial accrued liability payment calculations to reflect contributions throughout the year.

Note 2. Changes of benefit terms.

No changes during the years presented above.

Note 3. Changes of size or composition of population covered by benefit terms.

No changes during the years presented above.

East Grand School District No. 2
Schedule of District Contributions
Colorado Public Employees' Retirement Association School Division Trust Fund
Last 10 Fiscal Years *

	<u>2016</u>	<u>2015</u>	<u>2014</u>
Contractually required contribution	\$ 1,312,236	\$ 1,217,152	\$ 1,146,290
Contributions in relation to the contractually required contribution	<u>\$ (1,312,236)</u>	<u>\$ (1,217,152)</u>	<u>\$ (1,146,290)</u>
Contribution deficiency (excess)	<u>\$ -</u>	<u>\$ -</u>	<u>\$ -</u>
District's covered-employee payroll	\$ 8,050,225	\$ 7,828,131	\$ 7,044,688
Contributions as a percentage of covered-employee payroll	16.30%	15.55%	16.27%

* The amounts presented for each fiscal year were determined as of the calendar year-end that occurred within fiscal year. Information is only available beginning in fiscal year 2014.

Notes to the Schedule of Employer's Proportionate Share of the Net Pension Liability for the year ended June 30, 2015:

Note 1. Changes of assumptions.

No changes during the years presented above.

Note 2. Changes of benefit terms.

No changes during the years presented above.

Note 3. Changes of size or composition of population covered by benefit terms.

No changes during the years presented above.

East Grand School District No. 2

Supplementary Information



East Grand School District No. 2
Schedule of Revenues, Expenditures and Changes in Fund
Balances - Budget and Actual (GAAP Basis)
Bond Redemption Fund
For the Year Ended June 30, 2016
(With Comparative Actual Amounts for 2015)

	2016			Variance with Final Budget- Positive (Negative)	2015
	Budgeted Amounts		Actual Amounts		Actual Amounts
	Original	Final			
REVENUES					
Property taxes	2,816,072	3,013,333	2,980,937	(32,396)	2,699,143
Other revenue	2,000	(2,300)	6,468	8,768	-
Total revenues	<u>2,818,072</u>	<u>3,011,033</u>	<u>2,987,405</u>	<u>(23,628)</u>	<u>2,699,143</u>
EXPENDITURES					
Debt service:					
Principal	1,690,000	1,690,000	1,690,000	-	1,770,000
Interest	1,160,356	1,160,356	1,160,356	-	1,200,662
Fiscal charges	5,000	3,000	2,381	619	2,362
Contingency	2,277,378	2,465,327	-	2,465,327	-
Total expenditures	<u>5,132,734</u>	<u>5,318,683</u>	<u>2,852,737</u>	<u>2,465,946</u>	<u>2,973,024</u>
EXCESS (DEFICIENCY) OF REVENUES OVER EXPENDITURES	(2,314,662)	(2,307,650)	134,668	2,442,318	(273,881)
OTHER FINANCING SOURCES (USES)					
Proceeds from refunding bonds	-	-	-	-	20,820,000
Deposit with escrow agent	-	-	-	-	(23,201,289)
Premium on issuance	-	-	-	-	2,582,087
Total other financing sources (uses)	<u>-</u>	<u>-</u>	<u>-</u>	<u>-</u>	<u>200,798</u>
NET CHANGE IN FUND BALANCES	(2,314,662)	(2,307,650)	134,668	2,442,318	(73,083)
FUND BALANCES, BEGINNING	<u>2,314,662</u>	<u>2,307,650</u>	<u>2,307,650</u>	<u>-</u>	<u>2,380,733</u>
FUND BALANCES, ENDING	<u>-</u>	<u>-</u>	<u>2,442,318</u>	<u>2,442,318</u>	<u>2,307,650</u>

The accompanying notes are an integral part of these financial statements.

East Grand School District No. 2
Schedule of Revenues, Expenditures and Changes in Fund
Balances - Budget and Actual (GAAP Basis)
Capital Reserve Fund - Capital Projects
For the Year Ended June 30, 2016
(With Comparative Actual Amounts for 2015)

	<u>2016</u>			Variance with Final Budget- Positive (Negative)	<u>2015</u>
	<u>Budgeted Amounts</u>		<u>Actual Amounts</u>		<u>Actual Amounts</u>
	<u>Original</u>	<u>Final</u>			
REVENUES					
Other local income	-	152,300	221,291	68,991	287,740
Total revenues	-	152,300	221,291	68,991	287,740
EXPENDITURES					
Facilities improvements and repairs	-	423,032	781,395	(358,363)	343,243
Lease payments	272,989	270,303	270,304	(1)	1,482,601
Contingency	1,093,027	988,103	-	988,103	-
Total expenditures	1,366,016	1,681,438	1,051,699	629,739	1,825,844
EXCESS (DEFICIENCY) OF REVENUES OVER EXPENDITURES	(1,366,016)	(1,529,138)	(830,408)	698,730	(1,538,104)
OTHER FINANCING SOURCES (USES)					
Proceeds from capital lease	-	-	262,543	262,543	1,527,547
Transfers in (out)	116,665	171,164	171,164	-	115,000
Total other financing sources (uses)	116,665	171,164	433,707	262,543	1,642,547
NET CHANGE IN FUND BALANCES	(1,249,351)	(1,357,974)	(396,701)	961,273	104,443
FUND BALANCES, BEGINNING	1,249,351	1,357,974	1,497,973	139,999	1,393,530
FUND BALANCES, ENDING	-	-	1,101,272	1,101,272	1,497,973

The accompanying notes are an integral part of these financial statements.

**East Grand School District No. 2
Combining Balance Sheet
Non-major Governmental Funds
For the Year Ended June 30, 2016**

	<u>Special Revenue</u>		<u>Total Non-major Governmental Funds</u>
	<u>Pupil Activity Fund</u>	<u>Transportation Fund</u>	
ASSETS			
Cash and cash equivalents	112,430	50,950	163,380
Accounts, taxes, and interest receivable	-	22,309	22,309
Total assets	<u>112,430</u>	<u>73,259</u>	<u>185,689</u>
LIABILITIES			
Accounts payable	2,994	-	2,994
Accrued compensation	7,916	-	7,916
Total liabilities	<u>10,910</u>	<u>-</u>	<u>10,910</u>
FUND BALANCES			
Spendable:			
Committed	31,601	-	31,601
Assigned	69,919	73,259	143,178
Total fund balances	<u>101,520</u>	<u>73,259</u>	<u>174,779</u>
Total liabilities and fund balances	<u>112,430</u>	<u>73,259</u>	<u>185,689</u>

The accompanying notes are an integral part of these financial statements.

East Grand School District No. 2
Combining Schedule of Revenues, Expenditures and Changes in Fund Balances
Non-major Governmental Funds
For the Year Ended June 30, 2016

	<u>Special Revenue</u>		Total Non-major Governmental Funds
	Pupil Activity Fund	Transportation Fund	
REVENUES			
Taxes:			
Property taxes	-	234,302	234,302
Specific ownership taxes	-	15,652	15,652
Intergovernmental revenue:			
State revenue	-	97,186	97,186
Other revenue	71,712	10,858	82,570
	<u>71,712</u>	<u>10,858</u>	<u>82,570</u>
Total revenues	<u>71,712</u>	<u>357,998</u>	<u>429,710</u>
EXPENDITURES			
Direct instruction	3,464	-	3,464
Transportation	-	338,456	338,456
General administration	-	586	586
Student activities	415,392	-	415,392
Capital outlay	-	1,930	1,930
	<u>418,856</u>	<u>340,972</u>	<u>759,828</u>
Total expenditures	<u>418,856</u>	<u>340,972</u>	<u>759,828</u>
EXCESS (DEFICIENCY) OF REVENUES OVER EXPENDITURES	<u>(347,144)</u>	<u>17,026</u>	<u>(330,118)</u>
OTHER FINANCING SOURCES (USES)			
Transfers in (out)	324,465	-	324,465
	<u>324,465</u>	<u>-</u>	<u>324,465</u>
Total other financing sources (uses)	<u>324,465</u>	<u>-</u>	<u>324,465</u>
NET CHANGE IN FUND BALANCES	(22,679)	17,026	(5,653)
FUND BALANCES, BEGINNING	<u>124,199</u>	<u>56,233</u>	<u>180,432</u>
FUND BALANCES, ENDING	<u><u>101,520</u></u>	<u><u>73,259</u></u>	<u><u>174,779</u></u>

The accompanying notes are an integral part of these financial statements.

East Grand School District No. 2
Schedule of Revenues, Expenditures and Changes in Fund
Balances - Budget and Actual (GAAP Basis)
Pupil Activity Fund
For the Year Ended June 30, 2016
(With Comparative Actual Amounts for 2015)

	2016			Variance with Final Budget- Positive (Negative)	2015
	Budgeted Amounts		Actual Amounts		Actual Amounts
	Original	Final			
REVENUES					
Other income	69,300	69,499	71,712	2,213	73,222
Total revenues	69,300	69,499	71,712	2,213	73,222
EXPENDITURES					
Direct instruction	3,150	2,842	3,464	(622)	14,339
Student activities	489,362	522,822	415,392	107,430	368,532
Total expenditures	492,512	525,664	418,856	106,808	382,871
EXCESS (DEFICIENCY) OF REVENUES OVER EXPENDITURES	(423,212)	(456,165)	(347,144)	109,021	(309,649)
OTHER FINANCING SOURCES (USES)					
Transfers in (out)	305,336	331,965	324,465	(7,500)	298,477
Total other financing sources (uses)	305,336	331,965	324,465	(7,500)	298,477
NET CHANGE IN FUND BALANCES	(117,876)	(124,200)	(22,679)	101,521	(11,172)
FUND BALANCES, BEGINNING	117,876	124,200	124,199	(1)	135,371
FUND BALANCES, ENDING	-	-	101,520	101,520	124,199

The accompanying notes are an integral part of these financial statements.

East Grand School District No. 2
Schedule of Revenues, Expenditures and Changes in Fund
Balances - Budget and Actual (GAAP Basis)
Transportation Fund
For the Year Ended June 30, 2016
(With Comparative Actual Amounts for 2015)

	2016			Variance with Final Budget- Positive (Negative)	2015
	Budgeted Amounts		Actual Amounts		Actual Amounts
	Original	Final			
REVENUES					
Taxes:					
Property taxes	235,863	233,006	234,302	1,296	271,546
Specific ownership taxes	9,000	20,000	15,652	(4,348)	14,962
Intergovernmental revenue:					
State revenue	85,000	93,374	97,186	3,812	95,394
Other revenue	13,278	13,278	10,858	(2,420)	11,124
Total revenues	<u>343,141</u>	<u>359,658</u>	<u>357,998</u>	<u>(1,660)</u>	<u>393,026</u>
EXPENDITURES					
Transportation	364,534	368,571	338,456	30,115	339,940
General administration	800	800	586	214	681
Contingency	11,975	40,019	-	40,019	-
Capital outlay	6,500	6,500	1,930	4,570	-
Total expenditures	<u>383,809</u>	<u>415,890</u>	<u>340,972</u>	<u>74,918</u>	<u>340,621</u>
NET CHANGE IN FUND BALANCES	(40,668)	(56,232)	17,026	73,258	52,405
FUND BALANCES, BEGINNING	<u>40,668</u>	<u>56,232</u>	<u>56,233</u>	<u>1</u>	<u>3,828</u>
FUND BALANCES (DEFICIT), ENDING	<u>-</u>	<u>-</u>	<u>73,259</u>	<u>73,259</u>	<u>56,233</u>

The accompanying notes are an integral part of these financial statements.

East Grand School District No. 2
Schedule of Revenues, Expenditures and Changes in Fiduciary
Assets and Liabilities - Budget and Actual (GAAP Basis)
Student Activity Agency Fund
For the Year Ended June 30, 2016
(With Comparative Actual Amounts for 2015)

	2016			Variance with Final Budget- Positive (Negative)	2015
	Budgeted Amounts		Actual Amounts		Actual Amounts
	Original	Final			
ADDITIONS					
Programs	357,000	302,000	303,398	1,398	348,602
Total additions	357,000	302,000	303,398	1,398	348,602
DEDUCTIONS					
Programs	598,510	521,821	337,991	183,830	368,545
Total deductions	598,510	521,821	337,991	183,830	368,545
CHANGE IN FIDUCIARY ASSETS AND LIABILITIES	(241,510)	(219,821)	(34,593)	185,228	(19,943)
DUE TO STUDENT ACTIVITIES, BEGINNING	241,510	219,821	234,443	14,622	254,386
DUE TO STUDENT ACTIVITIES, ENDING	-	-	199,850	199,850	234,443

The accompanying notes are an integral part of these financial statements.

East Grand School District No. 2
Schedule of Revenues, Expenditures and Changes in Fund Balances
Schedule of Combined General Fund
For the Year Ended June 30, 2016

REVENUES	District General Fund	Insurance Reserve Fund	Total
Property taxes	8,097,943	-	8,097,943
Specific ownership taxes	679,232	-	679,232
Intergovernmental - State revenue	2,606,253	-	2,606,253
Intergovernmental - Federal revenue	874,340	-	874,340
Interest income	17,428	-	17,428
Other	173,400	3,987	177,387
Total revenues	<u>12,448,596</u>	<u>3,987</u>	<u>12,452,583</u>
EXPENDITURES			
Direct instruction	6,899,282	-	6,899,282
Indirect instruction	1,107,804	-	1,107,804
Transportation	104,905	27,163	132,068
Custodial and maintenance	1,364,554	53,358	1,417,912
Support services	152,189	140,965	293,154
General administration	1,429,033	-	1,429,033
Total expenditures	<u>11,057,767</u>	<u>221,486</u>	<u>11,279,253</u>
EXCESS (DEFICIENCY) OF REVENUES OVER EXPENDITURES	<u>1,390,829</u>	<u>(217,499)</u>	<u>1,173,330</u>
OTHER FINANCING SOURCES (USES)			
Transfers in (out)	(765,629)	230,000	(535,629)
Total other financing sources (uses)	<u>(765,629)</u>	<u>230,000</u>	<u>(535,629)</u>
NET CHANGE IN FUND BALANCES	625,200	12,501	637,701
FUNDS BALANCES, BEGINNING	<u>3,326,500</u>	<u>37,574</u>	<u>3,364,074</u>
FUND BALANCES, ENDING	<u><u>3,951,700</u></u>	<u><u>50,075</u></u>	<u><u>4,001,775</u></u>

The accompanying notes are an integral part of these financial statements.

East Grand School District No. 2
Schedule of Capital Assets Used in the Operation of Governmental Funds
Comparative Schedule
June 30, 2016 and 2015

	<u>2016</u>	<u>2015</u>
Governmental funds capital assets:		
Land	524,414	524,414
Buildings and improvements	56,639,839	56,554,760
Equipment	901,834	940,604
Vehicles	1,933,907	1,705,217
Construction in progress	<u>172,083</u>	<u>-</u>
Total governmental funds capital assets	<u><u>60,172,077</u></u>	<u><u>59,724,995</u></u>

The accompanying notes are an integral part of these financial statements.

East Grand School District No. 2

Reports and schedules for Reporting Requirements
of Uniform Guidance





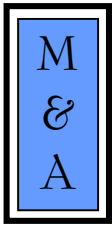
Colorado Department of Education
Auditors Integrity Report
 District: 1350 - EAST GRAND 2
 Fiscal Year 2015-16
 Colorado School District/BOCES

Revenues, Expenditures, & Fund Balance by Fund

Fund Type & Number	Beg Fund Balance & Prior Per Adj (6880*)	1000 - 5999 Total Revenues & Other Sources	0001-0999 Total Expenditures & Other Uses	6700-6799 & Prior Per Adj (6880*) Ending Fund Balance
Governmental	+		-	=
10 General Fund	3,326,498	11,682,967	11,057,766	3,951,698
18 Risk Mgmt Sub-Fund of General Fund	37,574	233,987	221,486	50,074
19 Colorado Preschool Program Fund	0	0	0	0
Sub- Total	3,364,072	11,916,954	11,279,253	4,001,773
11 Charter School Fund	64,780	237,976	276,312	26,444
20,26-29 Special Revenue Fund	0	0	0	0
21 Food Service Spec Revenue Fund	8,084	366,747	362,853	11,979
22 Govt Designated-Purpose Grants Fund	0	460,913	460,913	0
23 Pupil Activity Special Revenue Fund	124,198	396,177	418,856	101,519
24 Full Day Kindergarten Mill Levy Override	0	0	0	0
25 Transportation Fund	56,234	357,998	340,972	73,260
31 Bond Redemption Fund	2,307,650	2,987,405	2,852,737	2,442,317
39 Certificate of Participation (COP) Debt Service Fund	0	0	0	0
41 Building Fund	0	0	0	0
42 Special Building Fund	0	0	0	0
43 Capital Reserve Capital Projects Fund	1,497,974	654,998	1,051,699	1,101,273
Totals	7,422,992	17,379,168	17,043,594	7,758,566
Proprietary				
50 Other Enterprise Funds	0	0	0	0
64 (63) Risk-Related Activity Fund	0	0	0	0
60,65-69 Other Internal Service Funds	0	0	0	0
Totals	0	0	0	0
Fiduciary				
70 Other Trust and Agency Funds	0	0	0	0
72 Private Purpose Trust Fund	0	0	0	0
73 Agency Fund	0	0	0	0
74 Pupil Activity Agency Fund	234,442	303,398	337,991	199,849
79 GASB 34:Permanent Fund	0	0	0	0
85 Foundations	0	0	0	0
Totals	234,442	303,398	337,991	199,849

FINAL

*If you have a prior period adjustment in any fund (Balance Sheet 6880), the amount of your priorperiod adjustment is added into both your ending and beginning fund balances on this report.



MCMAHAN AND ASSOCIATES, L.L.C.

Certified Public Accountants and Consultants

CHAPEL SQUARE, BLDG C
245 CHAPEL PLACE, SUITE 300
P.O. Box 5850, Avon, CO 81620

WEB SITE: WWW.MCMAHANCPA.COM
MAIN OFFICE: (970) 845-8800
FACSIMILE: (970) 845-8108
E-MAIL: MCMAHAN@MCMAHANCPA.COM

REPORT ON INTERNAL CONTROL OVER FINANCIAL REPORTING AND ON COMPLIANCE AND OTHER MATTERS BASED ON AN AUDIT OF FINANCIAL STATEMENTS PERFORMED IN ACCORDANCE WITH GOVERNMENTAL AUDITING STANDARDS

Independent Auditor's Report

To the Board of Education
East Grand School District No. 2
Granby, Colorado

We have audited, in accordance with auditing standards generally accepted in the United States of America and the standards applicable to financial audits contained in *Government Auditing Standards* issued by the Comptroller General of the United States, the financial statements of the governmental activities, each major fund, and the aggregate remaining fund information of East Grand School District No. 2 (the "District") as of and for the year ended June 30, 2016, and the related notes to the financial statements, which collectively comprise the District's basic financial statements and have issued our report thereon dated December 9, 2016.

Internal Control Over Financial Reporting

In planning and performing our audit on the financial statements, we considered the District's internal control over financial reporting (internal control) to determine the audit procedures that are appropriate in the circumstances for the purpose of expressing our opinions on the financial statements, but not for the purpose of expressing an opinion on the effectiveness of the District's internal control. Accordingly, we do not express an opinion on the effectiveness of the District's internal control.

A deficiency in internal control exists when the design or operation of a control does not allow management or employees, in the normal course of performing their assigned functions, to prevent, or detect and correct misstatements on a timely basis. *A material weakness* is a deficiency, or combination of deficiencies, in internal control, such that there is a reasonable possibility that a material misstatement of the District's financial statements will not be prevented, or detected and corrected on a timely basis. *A significant deficiency* is a deficiency, or a combination of deficiencies, in internal control that is less severe than a material weakness, yet important enough to merit attention by those charged with governance.

Our consideration of internal control was for the limited purpose described in the first paragraph of this section and was not designed to identify all deficiencies in internal control that might be material weaknesses or significant deficiencies. Given these limitations, during our audit we did not identify any deficiencies in internal control that we consider to be material weaknesses. However, material weaknesses may exist that have not been identified.

Member: American Institute of Certified Public Accountants

PAUL J. BACKES, CPA, CGMA
MICHAEL N. JENKINS, CA, CPA, CGMA
DANIEL R. CUDAHY, CPA, CGMA

Avon: (970) 845-8800
Aspen: (970) 544-3996
Frisco: (970) 668-3481

Compliance and Other Matters

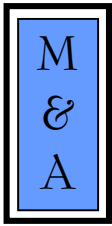
As part of obtaining reasonable assurance about whether the District's financial statements are free of material misstatement, we performed tests of its compliance with certain provisions of laws, regulations, contracts and grant agreements, noncompliance with which could have a direct and material effect on the determination of financial statement amounts. However, providing an opinion on compliance with those provisions was not an objective of our audit and, accordingly, we do not express such an opinion. The results of our tests disclosed no instances of noncompliance or other matters that are required to be reported under *Government Auditing Standards*.

Purpose of this Report

The purpose of this report is solely to describe the scope of our testing of internal control and compliance and the results of that testing, and not to provide an opinion on the effectiveness of the District's internal control or on compliance. This report is an integral part of an audit performed in accordance with *Governmental Auditing Standards* in considering the District's internal control and compliance. Accordingly, this communication is not suitable for any other purpose.

McMahan and Associates, L.L.C.

**McMahan and Associates, L.L.C.
December 9, 2016**



MCMAHAN AND ASSOCIATES, L.L.C.

Certified Public Accountants and Consultants

CHAPEL SQUARE, BLDG C
245 CHAPEL PLACE, SUITE 300
P.O. Box 5850, Avon, CO 81620

WEB SITE: WWW.MCMAHANCPA.COM
MAIN OFFICE: (970) 845-8800
FACSIMILE: (970) 845-8108
E-MAIL: MCMAHAN@MCMAHANCPA.COM

REPORT ON COMPLIANCE FOR EACH MAJOR FEDERAL PROGRAM; REPORT ON INTERNAL CONTROL OVER COMPLIANCE REQUIRED BY THE UNIFORM GUIDANCE

Independent Auditor's Report

To the Board of Education
East Grand School District No. 2
Granby, Colorado

Report on Compliance for Each Major Program

We have audited the East Grand School District No. 2's (the "District") compliance with the types of compliance requirements described in the *OMB Compliance Supplement* that could have a direct and material effect on each of the District's major federal programs for the year ended June 30, 2016. The District's major federal programs are identified in the summary of auditor's results section of the accompanying schedule of findings and questioned costs.

Management's Responsibility

Management is responsible for compliance with the requirements of laws, regulations, contracts, and grants applicable to its federal programs.

Auditor's Responsibility

Our responsibility is to express an opinion on compliance for each of the District's major federal programs based on our audit of the types of compliance requirements referred to above. We conducted our audit of compliance in accordance with auditing standards generally accepted in the United States of America; the standards applicable to financial audits contained in *Government Auditing Standards*, issued by the Comptroller General of the United States; and the audit requirements of Title 2 U.S Code of Federal Regulations Part 200, *Uniform Administrative Requirements, Cost Principles, and Audit Requirements for Federal Awards* ("Uniform Guidance"), and the Guide. Those standards and Uniform Guidance require that we plan and perform the audit to obtain reasonable assurance about whether noncompliance with the types of compliance requirements referred to above that could have a direct and material effect on a major federal program occurred. An audit includes examining, on a test basis, evidence about the District's compliance with those requirements and performing such other procedures as we considered necessary in the circumstances.

We believe that our audit provides a reasonable basis for our opinion on compliance for each major federal program. However, our audit does not provide a legal determination on the District's compliance with those requirements.

Opinion on Each Major Federal Program

In our opinion, the District complied, in all material respects, with the types of compliance requirements referred to above that could have a direct and material effect on each of its major federal programs for the year ended June 30, 2016.

Member: American Institute of Certified Public Accountants

PAUL J. BACKES, CPA, CGMA
MICHAEL N. JENKINS, CA, CPA, CGMA
DANIEL R. CUDAHY, CPA, CGMA

Avon: (970) 845-8800
Aspen: (970) 544-3996
Frisco: (970) 668-3481

Report on Internal Control Over Compliance

Management of the District is responsible for establishing and maintaining effective internal control over compliance with the types of compliance requirements referred to above. In planning and performing our audit, we considered the District's internal control over compliance with types of requirements that could have a direct and material effect on each major federal program to determine our auditing procedures that are appropriate in the circumstances for the purpose of expressing an opinion on compliance for each major federal program and to test and report on internal control over compliance in accordance with Uniform Guidance, but not for the purpose of expressing an opinion on the effectiveness of internal control over compliance. Accordingly, we do not express an opinion on the effectiveness of the District's internal control over compliance.

A deficiency in internal control over compliance exists when the design or operation of a control over compliance does not allow management or employees, in the normal course of performing their assigned functions, to prevent, or detect and correct, noncompliance with a type of compliance requirement of a federal program or on a timely basis. *A material weakness in internal control over compliance* is a deficiency, or a combination of deficiencies, in internal control over compliance, such that there is a reasonable possibility that material noncompliance with a type of compliance requirement of a federal program will not be prevented, or detected and corrected, on a timely basis. *A significant deficiency in internal control over compliance* is a deficiency, or combination of deficiencies, in internal control over compliance with a type of compliance requirement of a federal program that is less severe than a material weakness in internal control over compliance, yet important enough to merit attention by those charged with governance.

Our consideration of the internal control over compliance was for the limited purpose described in the first paragraph of this section and was not designed to identify all deficiencies in internal control over compliance that might be material weaknesses or significant deficiencies. We did not identify any deficiencies in internal control over compliance that we consider to be material weaknesses. However, material weaknesses may exist that have not been identified.

The purpose of this report on internal control over compliance is solely to describe the scope of our testing of internal control over compliance and the results of that testing based on the requirements of Uniform Guidance and the Guide. Accordingly, this report is not suitable for any other purpose.

McMahan and Associates, L.L.C.

McMahan and Associates, L.L.C.
December 9, 2016

East Grand School District No. 2, Colorado
SCHEDULE OF FINDINGS AND QUESTIONED COSTS
For the Year Ended June 30, 2016

Part I: Summary of Auditor's Results

Financial Statements

Type of auditor's report issued	Unmodified
Internal control over financial reporting:	
Material weakness identified	None noted
Significant deficiency identified	None reported
Noncompliance material to financial statements noted	None noted

Federal Awards

Internal control over major programs:	
Material weakness identified	None noted
Significant deficiency identified	None reported
Type of auditor's report issued on compliance for major programs	Unmodified
Any audit findings disclosed that are required to be reported in accordance with Title 2 U.S. Code of Federal Regulations Part 200	None noted
Major program – Forest Service Schools & Roads	CFDA #66.468
Dollar threshold used to identify Type A from Type B programs	\$750,000
Identified as low-risk auditee	Yes

Part II: Findings Related to Financial Statements

Findings related to financial statements as required by Government Auditing Standards	None noted
Auditor-assigned reference number	Not applicable

Part III: Findings Related to Federal Awards

Internal control findings	None noted
Compliance findings	None noted
Questioned costs	None noted
Auditor-assigned reference number	Not applicable

East Grand School District No. 2
SCHEDULE OF PRIOR AUDIT FINDINGS AND QUESTIONED COSTS
For the Year Ended June 30, 2016
(Continued)

Note: There were no findings for the fiscal year ended June 30, 2015.

**East Grand School District
Schedule of Expenditures of Federal Awards
For the Year Ended June 30, 2016**

<u>Program Title</u>	<u>Federal CFDA Number</u>	<u>Grant Project Code</u>	<u>Major Program (Yes/No)</u>	<u>Expenditures</u>
United States Department of Education				
Rural Education	84.358	4358	No	\$ 1,346
RTTT Reading Grant	84.412	4412	No	1,074
Federal Preschool Funds	84.173	4173	No	8,823
Passed through Colorado Department of Education:				
Title I	84.010	4010	No	174,346
Title II Part A Training	84.367	4367	No	20,744
Total United States Department of Education				<u>206,333</u>
United States Department of Agriculture:				
Passed through Colorado Department of Education:				
School Breakfast Program	10.553	4553	No	48,284 A
National School Lunch Program	10.555	4555	No	101,673 A
Passed through Colorado Department of Human Services:				
Food Distribution Commodities	10.551	4555	No	15,737 A
Passed through Grand County:				
School & Roads - Grants to Counties	10.666	4666	Yes	799,115
Total United States Department of Agriculture				<u>964,809</u>
Total Federal Expenditures				<u>\$ 1,171,142</u>

Additional Information for Clusters:

A - Child Nutrition Cluster	\$ 165,694
------------------------------------	------------

Notes to the Schedule of Expenditures of Federal Awards for the Year Ended June 30, 2015:

Note 1. Basis of Presentation:

The Schedule of Expenditures of Federal Awards includes the federal grant activity of East Grand School District, and is presented on the modified accrual basis of accounting. The information in this schedule is presented in accordance with the requirements of Uniform Guidance, Audits of States, Local Governments, and Non-Profit Organizations. Therefore, some amounts presented in this schedule may differ from amounts presented in, or used in the preparation of these general purpose financial statements.

Note 2. Determining the Value of Non-Cash Awards Expended:

Food Commodities: Fair market value of commodities at the time recipient received award and the assessed value provided by the federal agency.

Note 3. Sub recipients:

East Grand School District did not provide any federal awards received to sub recipients.

Note 4. Indirect Facilities and Administration costs:

The District does not opt to use the 10% de minimis cost rate allowed in Title 2 U.S. Code of Federal Regulations (CFR) Part 200.414,