

cPa DIXON, WALLER & CO., INC.

BRANSON SCHOOL DISTRICT RE-82

BRANSON, COLORADO

FINANCIAL STATEMENTS

JUNE 30, 2016

E

**RECEIVED**

*By Justin L. Smith at 11:00 am, Jan 04, 2017*

DIXON, WALLER & CO., INC.

TABLE OF CONTENTS

BRANSON SCHOOL DISTRICT RE-82

FINANCIAL STATEMENTS

JUNE 30, 2016

Page

Title Page

Table of Contents

Roster of Officials

FINANCIAL SECTION:

Independent Auditor's Report..... 1-2

Management's Discussion and Analysis..... i-x

BASIC FINANCIAL STATEMENTS:

Government Wide Financial Statements:

Statement of Net Position..... 3

Statement of Activities ..... 4

Fund Financial Statements:

Balance Sheet – Governmental Funds ..... 5

Reconciliation of Governmental Funds Balance Sheet  
to Statement of Net Position ..... 6

Statement of Revenues, Expenditures and Changes in  
Fund Balances – Governmental Funds ..... 7

Reconciliation of the Statement of Revenues, Expenditures and Changes in  
Fund Balances of Governmental Funds to the  
Statement of Activities ..... 8

Fund Financial Statements (Continued):	<u>Page</u>
Statement of Fiduciary Net Position.....	9
Notes to Basic Financial Statements.....	10-32
 <u>REQUIRED SUPPLEMENTAL INFORMATION:</u>	
Schedule of Revenues, Expenditures and Changes in Fund Balances - Budget (GAAP Basis) and Actual – Major Governmental Funds:	
General Fund.....	33-36
 Pension Trend Data:	
Schedule of Proportionate Share of Net Pension Liability.....	37
Schedule of District Contributions.....	38
 <u>COMBINING AND INDIVIDUAL FUND STATEMENTS AND OTHER SCHEDULES:</u>	
Combining Balance Sheet – Nonmajor Governmental Funds.....	39
Combining Statement of Revenues, Expenditures and Changes in Fund Balances – Nonmajor Governmental Funds.....	40
 Schedule of Revenues, Expenditures (Expenses) and Changes in Fund Balances – Budget (GAAP Basis) and Actual:	
Food Services – Special Revenue Fund.....	41
Designated Purpose Grant – Special Revenue Fund.....	42
Capital Reserve – Capital Projects Fund.....	43
 <u>Student Activity - Agency Fund</u>	
Schedule of Changes in Assets and Liabilities.....	44
Schedule of Receipts and Disbursements – Budget (GAAP Basis) and Actual.....	45
 <u>STATE REQUIRED SCHEDULE:</u>	
Auditor’s Integrity Report (Revenues, Expenditures, and Fund Balance by Fund).....	46
Bolded Balance Sheet .....	47-49

BRANSON SCHOOL DISTRICT NUMBER RE-82  
ROSTER OF SCHOOL OFFICIALS  
June 30, 2016

---

BOARD OF EDUCATION

Jerry Winford	President
Carlyn Pickard	Vice-President
Allen Winford	Secretary
Dick Louden	Treasurer
Brian Brown	Director

SCHOOL OFFICIALS

Dr. Brad Caldwell	Superintendent
Marlene Brown	Business Manager

FINANCIAL SECTION

164 E. MAIN  
TRINIDAD, COLORADO 81082  
(719) 846-9241 FAX (719) 846-3352

INDEPENDENT AUDITOR'S REPORT

Board of Education  
Branson School District Number RE-82  
Branson, Colorado 81027

We have audited the accompanying financial statements of the governmental activities, each major fund, and the aggregate remaining fund information of the Branson School District Number RE-82, as of and for the year ended June 30, 2016, and the related notes to the financial statements, which collectively comprise the District's basic financial statements as listed in the table of contents.

**Management's Responsibility for the Financial Statements**

Management is responsible for the preparation and fair presentation of these financial statements in accordance with accounting principles generally accepted in the United States of America; this includes the design, implementation, and maintenance of internal control relevant to the preparation and fair presentation of financial statements that are free from material misstatement, whether due to fraud or error.

**Auditor's Responsibility**

Our responsibility is to express opinions on these financial statements based on our audit. We conducted our audit in accordance with auditing standards generally accepted in the United States of America. Those standards require that we plan and perform the audit to obtain reasonable assurance about whether the financial statements are free from material misstatement.

An audit involves performing procedures to obtain audit evidence about the amounts and disclosures in the financial statements. The procedures selected depend on the auditor's judgment, including the assessment of the risks of material misstatement of the financial statements, whether due to fraud or error. In making those risk assessments, the auditor considers internal control relevant to the entity's preparation and fair presentation of the financial statements in order to design audit procedures that are appropriate in the circumstances, but not for the purpose of expressing an opinion on the effectiveness of the entity's internal control. Accordingly, we express no such opinion. An audit also includes evaluating the appropriateness of accounting policies used and the reasonableness of significant accounting estimates made by management, as well as evaluating the overall presentation of the financial statements.

We believe that the audit evidence we have obtained is sufficient and appropriate to provide a basis for our audit opinions.

## Opinions

In our opinion, the financial statements referred to above present fairly, in all material respects, the respective financial position of the governmental activities, each major fund, and the aggregate remaining fund information of the Branson School District Number RE-82, as of June 30, 2016, and the respective changes in financial position thereof for the year then ended in accordance with accounting principles generally accepted in the United States of America.

## Other Matters

### *Required Supplementary Information*

Accounting principles generally accepted in the United States of America require that the management's discussion and analysis and budgetary comparison information, and pension trend data on pages i through x and 33 through 38 be presented to supplement the basic financial statements. Such information, although not a part of the basic financial statements, is required by the Governmental Accounting Standards Board, who considers it to be an essential part of financial reporting for placing the basic financial statements in an appropriate operational, economic, or historical context. We have applied certain limited procedures to the required supplementary information in accordance with auditing standards generally accepted in the United States of America, which consisted of inquiries of management about the methods of preparing the information and comparing the information for consistency with management's responses to our inquiries, the basic financial statements, and other knowledge we obtained during our audit of the basic financial statements. We do not express an opinion or provide any assurance on the information because the limited procedures do not provide us with sufficient evidence to express an opinion or provide any assurance.

### *Other Information*

Our audit was conducted for the purpose of forming opinions on the financial statements that collectively comprise the Branson School District Number RE-82's basic financial statements. The combining and individual fund financial statements, other schedules, and state required schedules are presented for purposes of additional analysis and are not a required part of the basic financial statements.

The combining and individual fund financial statements, other schedules, and state required schedules are the responsibility of management and were derived from and relate directly to the underlying accounting and other records used to prepare the basic financial statements. Such information has been subjected to the auditing procedures applied in the audit of the basic financial statements and certain additional procedures, including comparing and reconciling such information directly to the underlying accounting and other records used to prepare the basic financial statements or to the basic financial statements themselves, and other additional procedures in accordance with auditing standards generally accepted in the United States of America. In our opinion, the combining and individual fund financial statements, other schedules, and state required schedules, are fairly stated, in all material respect, in relation to the basic financial statements as a whole.

*Arthur, Waller & Co., Inc.*

Trinidad, Colorado  
November 30, 2016

MANAGEMENT'S DISCUSSION AND ANALYSIS

Branson School District RE-82  
Management's Discussion and Analysis  
For The Fiscal Year Ended June 30, 2016

This section of the Branson School District RE-82's annual financial report offers readers of the District's financial statements its discussion and analysis of the District's financial performance during the fiscal year ended June 30, 2016. We encourage readers to consider the information presented here in conjunction with additional information furnished in the District's financial statements, which immediately follow this section.

***Financial Highlights***

The District's financial position increased over the course of the 2016 fiscal year. The assets of the District were less than its liabilities at the close of the fiscal year by \$3,998,565. The district increased the ending net position by \$140,461.

State equalization payments account for 82% of all revenue. Local property taxes, specific ownership taxes, investments and other local and federal sources account for 18%.

The District had \$3,413,394 in expenses related to governmental activities; only \$188,912 of these expenses was offset by program specific charges for services, grants and contributions. General revenues of \$3,364,943 were adequate to provide for these programs.

The general fund had \$3,467,479 in revenues and \$3,007,296 in expenditures. The fund balance increased by \$385,683 from July 1, 2015 to June 30, 2016.

***Overview of the Financial Statements***

This discussion and analysis serves as an introduction to Branson School District RE-82's basic financial statements. The basic financial statements consist of three parts – management's discussion and analysis (this section), the basic financial statements and required supplementary information.

The basic financial statements include two kinds of statements that present different views of the District. The basic financial statements are government-wide financial statements that provide both long-term and short term information about the District's overall financial status.

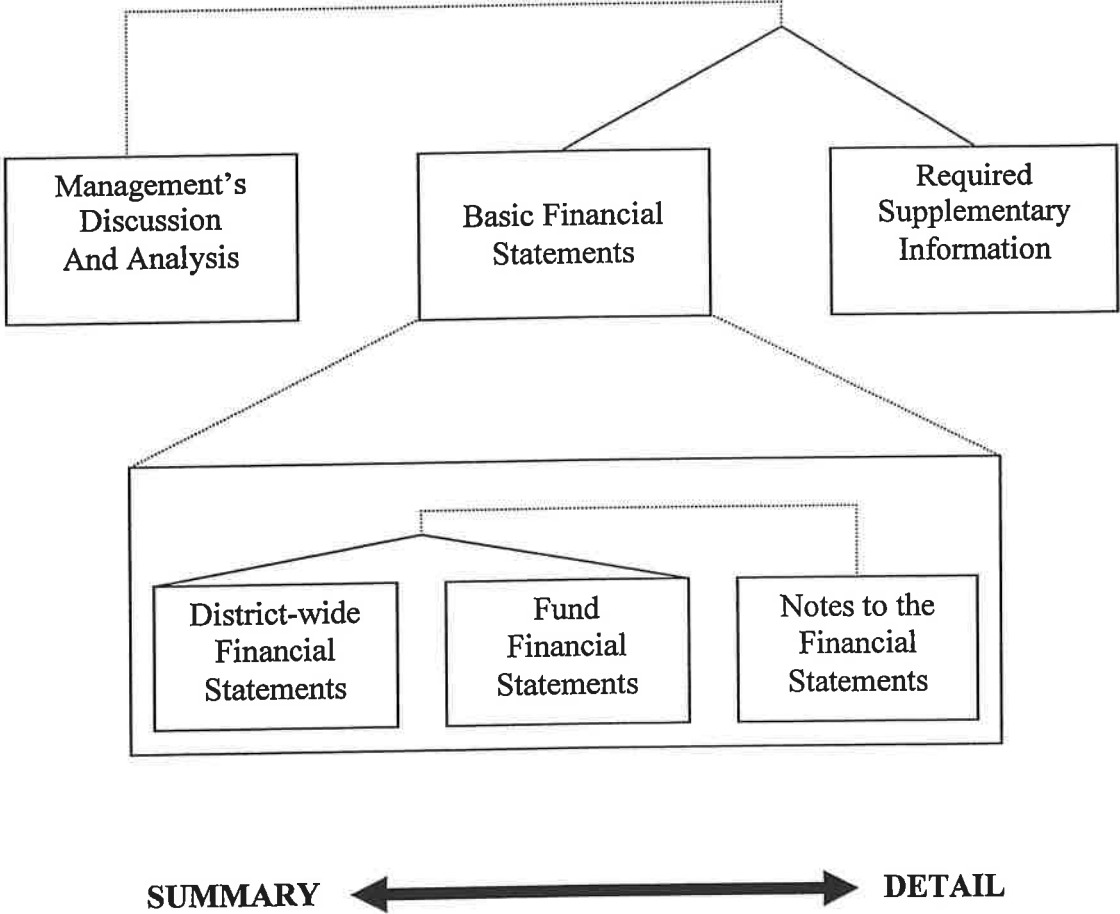
The remaining statements are fund financial statements that focus on individual parts of the District government, reporting the District's operations in more detail than the government-wide statements.

- The governmental funds statements tell how general government services were financed in the short-term as well as what remains for future spending.
- Proprietary fund statements offer short and long term financial information about the activities that the district operates like businesses, i.e. food service.
- Fiduciary funds statements provide information about the financial relationships in which the District acts solely as a trustee or agent for the benefit of others.

Branson School District RE-82  
Management's Discussion and Analysis  
For The Fiscal Year Ended June 30, 2016

The financial statements also include notes that explain some of the information in the statements and provide more detailed data. The statements are followed by a section of required supplemental information that further explains and supports the financial statements. Detailed in the following diagram are how the various parts of this annual report are arranged and related to one another.

**Table 1**  
**Organization of Branson School District RE-82's Annual Financial Report**



Branson School District RE-82  
Management's Discussion and Analysis  
For The Fiscal Year Ended June 30, 2016

Table 2 displayed on the following page summarizes the major features of the District's financial statements, including the portion of the District's activities they cover and the types of information they contain. The remainder of this overview section of management's discussion and analysis highlights the structure and contents of each of the two types of financial statements, district-wide and fund, found in the basic financial statements.

**Table 2**  
**Major Features of the District-Wide and Fund Financial Statements**

	District-wide Statements	Fund Financial Statements		
		Governmental Funds	Proprietary Funds	Fiduciary Funds
Scope	Entire District (except fiduciary funds)	The activities of the District that are not proprietary or fiduciary, such as special education and building maintenance	Activities the District operates similar to private businesses: nutritional services	Instances in which the District administers resources on behalf of someone else, such as scholarship programs and student activities monies
Required Financial Statements	Statement of net position Statement of Activities	Balance Sheet  Statement of revenues, expenditures, and changes in fund balances	Statement of net position Statement of revenues, expenses and changes in fund net position  Statement of cash flows	Statement of fiduciary net position Statement of changes in fiduciary net position
Accounting basis and measurement focus	Accrual accounting and economic resources focus	Modified accrual accounting and current financial focus	Accrual accounting and economic resources focus	Accrual accounting and economic resources focus
Type of asset/liability information	All assets and liabilities, both financial and capital, short-term and long-term	Generally assets expected to be used up and liabilities that come due during the year or soon thereafter; no capital assets or long-term liabilities included	All assets and liabilities, both financial and capital, and short-term and long-term	All assets and liabilities, both short-term and long-term; funds do not currently contain capital assets, although they can
Type of inflow/outflow information	All revenues and expenses during year, regardless of when cash is received or paid	Revenues for which cash is received during or soon after the end of the year; expenditures when goods or services have been received and the related liability is due and payable	All revenues and expenses during the year, regardless of when cash is received or paid	All additions and deductions during the year, regardless of when cash is received or paid

Branson School District RE-82  
Management's Discussion and Analysis  
For The Fiscal Year Ended June 30, 2016

### ***Government-wide Statements***

The government-wide statements are designed to provide readers a broad overview of Branson School District RE-82's finances, in a manner similar to a private-sector business.

The *statement of net position* includes all of the District's assets and liabilities. All of the current year's revenues and expenses are accounted for in the statement of activities regardless of when cash is received or paid. The *statement of net position* presents information on all of the District's assets and liabilities, with the difference between the two reported as *net position*. Over time, increases or decreases in *net position* may serve as a useful indicator of whether the financial position of Branson School District RE-82 is improving or deteriorating. To assess the District's overall health, you need to consider additional non-financial factors such as the condition of school building and other facilities.

The *statement of activities* presents information showing how the government's *net position* changed during the most recent fiscal year. All changes in *net position* are reported as soon as the underlying event giving rise to the change occurs, *regardless of the timing of related cash flows*. Thus, revenues and expenses are reported in this statement for some items that will only result in cash flow in future fiscal periods.

Both of the district-wide financial statements distinguish functions of the District that are principally supported by taxes and intergovernmental revenues (*governmental activities*) from other functions that are intended to recover all or a significant portion of their costs through user fees and charges (*business-type activities*). Included in governmental activities are most of the District's basic services such as regular and special education, transportation, maintenance and operations, and administration. The only services accounted for as business-type activities are the District's nutritional services.

The basic district-wide financial statements can be found on pages 3 and 4 of this report.

### ***Fund Financial Statements***

The fund financial statements provide more detailed information about the District's funds, focusing on its most significant or "major" funds, not the District as a whole. Funds are accounting devices the District uses to keep track of specific sources of funding and spending on particular programs. Some funds are required by state law. Other funds control and manage money for particular purposes (such as federal grants). The District's funds are divided into two categories: governmental funds and fiduciary funds.



Branson School District RE-82  
Management's Discussion and Analysis  
For The Fiscal Year Ended June 30, 2016

- *Governmental funds:* Most of the District's basic services are included in governmental funds, which generally focus on (1) inflows and outflows of cash and other financial assets and (2) balances remaining at year-end which are available for spending. Consequently, the governmental funds statements provide a detailed short-term view that helps determine financial resources that may be available in the near term to finance the District's programs. Because this information does not encompass the long-term focus of the district-wide statements, a reconciling schedule is included on the governmental funds statements explaining the relationship (or difference) between them.

Branson School District RE-82 maintains **three** governmental funds. Information is presented separately in the governmental fund balance sheet and in the governmental fund statement of revenues, expenditures and changes in fund balances for the general fund, capital reserve **capital projects** fund, **and the grants special revenue fund**. Included in the required supplementary information section is budget-to-actual information for all governmental funds as required by state law.

The basic governmental fund financial statements can be found on pages 5-8 of this report..

- *Fiduciary funds:* Fiduciary funds are used to account for resources held for the benefit of parties outside the government. The District is responsible for ensuring the assets reported in these funds are used only for their intended purposes and by those to whom the assets belong. The District excludes these activities from the district-wide financial statements because it cannot use these assets to finance its operations.

The District currently has one fiduciary fund - the student activity fund used to account for student activities.

The basic fiduciary fund statements can be found on pages 12 of this report.

### ***Notes to the Financial Statements***

The notes provide additional information that is essential to a full understanding of the data provided in the district-wide and fund financial statements. The notes to the financial statements can be found on pages 13-28 of this report.

### ***Other Information***

In addition to the basic financial statements and accompanying notes, this report also presents certain *required supplementary information*. This includes budget-to-actual information for all funds as dictated by state law.

Branson School District RE-82  
 Management's Discussion and Analysis  
 For The Fiscal Year Ended June 30, 2016

***FINANCIAL ANALYSIS OF THE DISTRICT AS A WHOLE***

This section will explain the differences between the current and prior year's assets, liabilities, and changes in net position.

Table 3 provides a summary of the District's net position as of June 30, 2015 and 2016.

**Table 3**  
**Branson School District RE-82**  
**Condensed Statement of Net Position as of June 30, 2014**

	Governmental Activities <u>2014-2015</u>	Business- Type Activities <u>2014-15</u>	<u>Total</u>	Governmental Activities <u>2015-2016</u>	Business- Type Activities <u>2015-16</u>	<u>Total</u>
<b>Assets</b>						
Current and						
Other	1,423,878		1,423,878	1,662,174		1,662,174
Assets						
Capital	<u>1,054,622</u>		<u>1,054,622</u>	<u>1,003,247</u>		<u>1,003,247</u>
Assets						
<b>Total</b>	2,478,500		2,478,500	2,665,421		2,665,421
<b>Assets</b>						
<b>Liabilities</b>	<u>6,556,508</u>		<u>6,556,508</u>	<u>6,354,123</u>		<u>6,354,123</u>
<b>Net Position</b>						
Invested in	<u>1,054,622</u>		<u>1,054,622</u>	<u>1,003,247</u>		<u>1,003,247</u>
Cap Assets						
Food	4,266		4,266	3,976		3,976
Service						
Tabor	95,700		95,700	105,400		105,400
Unrestricted	<u>(5,232,934)</u>		<u>(5,232,934)</u>	<u>(5,222,188)</u>		<u>(5,111,188)</u>
<b>Total Net</b>	(4,078,346)		(4,078,346)	(3,998,565)		(3,998,565)
<b>Position</b>						

Branson School District RE-82  
Management's Discussion and Analysis  
For The Fiscal Year Ended June 30, 2016

The *statement of net position* reports all financial and capital resources. The statement presents assets and liabilities in order of relative liquidity. All liabilities reported are current as of June 30, 2016 consisting of accounts payable and accrued salaries and benefits. The difference between the district's assets and liabilities is its net **position**.

***Changes in Net Position***

This section shows a condensed financial comparison of revenue and expenses. Readers will note that the greatest change in this statement is accumulated depreciation


**Table 4**  
**Branson School District RE-82**

	Governmental Activities <u>2014-15</u>	<u>Total</u>	Governmental Activities <u>2015-16</u>	<u>Total</u>
<b>Revenues</b>				
Charges for:				
Services	22,864	22,864	22,777	22,777
Operating Grants and Contributions	127,012	127,012	166,135	166,135
Capital Grants and Contributions				
<b>General Revenues</b>				
Taxes	519,417	519,417	499,720	499,720
State Equalization	2,526,955	2,526,955	2,746,265	2,746,265
Other	57,425	57,425	78,327	78,327
Specific Ownership			40,631	40,631
<b>Total Revenues</b>	<u>3,253,673</u>	<u>3,253,673</u>	<u>3,553,855</u>	<u>3,553,855</u>
<b>Expenses</b>				
Instruction	2,455,015	2,455,015	2,230,235	2,230,235
Instructional Staff	61,831	61,831	59,603	59,603
Administration	430,590	430,590	352,169	352,169
Business and Central Support	333,032	333,032	213,046	213,046
Operations and Maintenance	191,802	191,802	171,523	171,523
Student Transportation	93,290	93,290	105,880	105,880
Food Services	75,637	75,637	86,998	86,998
Facilities/Pension	31,765	31,765	193,563	193,563
Community Service			377	377
<b>Total Expenses</b>	<u>3,672,962</u>	<u>3,672,962</u>	<u>3,413,394</u>	<u>3,413,394</u>
<b>Contributed Capital</b>				
<b>Increase(Decrease) in Net Position</b>	(419,289)	(419,289)	140,461	140,461
<b>Beginning Net Position (July 1)</b>	<u>(3,659,057)</u>	<u>(3,659,057)</u>	<u>(4,139,026)</u>	<u>(4,139,026)</u>
<b>Total Net Position</b>	<u>(4,078,356)</u>	<u>(4,078,356)</u>	<u>(3,998,565)</u>	<u>(3,998,565)</u>

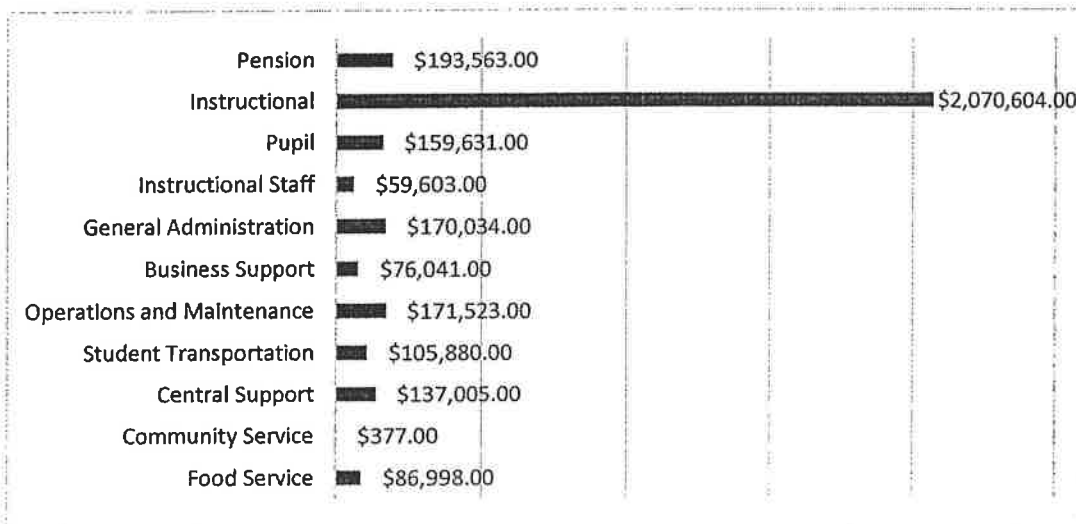
Branson School District RE-82  
 Management's Discussion and Analysis  
 For The Fiscal Year Ended June 30, 2016

**Condensed Statement of Changes in Net Position as of June 30, 2016**

**Table 5  
 Branson School District RE-82  
 Total Revenues FYE 2016**



**Table 6  
 Branson School District RE-82  
 Total Expenditures FYE 2016**



Branson School District RE-82  
Management's Discussion and Analysis  
For The Fiscal Year Ended June 30, 2016

**Governmental Activities**

The primary source of operating revenue for school districts comes from the School Finance Act of 1994. Under this act, the District receives \$8,436 per funded student and \$6,390 per online student. In FY 2015-2016, the funded pupil count was 55.9FTE. The online pupil count was 387. Funding for the School Finance Act comes from property taxes, specific ownership taxes and state equalization. The District received approximately 82 percent of its funding from state equalization and 16 percent from local property taxes and specific ownership taxes.

The statement of activities provides the cost of program services and the related charges for services and grants offsetting those costs. Table 7 reflects each programs net cost (total cost less fees generated by the programs and intergovernmental aid provided for specific programs).

**Table 7**  
**Branson School District RE-82**  
**Net Cost of Governmental Activities FY 2015-2016**

	2014-2015 Total Cost of Services	2014-2015 Net Cost of Services	2015-2016 Total Cost of Services	2015-2016 Net Cost of Services
Instructional	2,455,015	2,377,976	2,230,235	2,120,926
Instructional Staff	61,831	61,831	59,603	59,603
General Administration	183,447	183,447	170,037	170,037
School Administration	247,143	247,143	182,132	182,132
Business Support	82,076	82,076	76,041	76,041
Operations & Maintenance	191,802	180,004	171,523	160,046
Student Transportation	93,290	67,521	105,880	79,105
Central Support & Capital Outlay	250,956	250,956	250,956	137,005
Community Services			377	377
Facilities				
Food Services	75,637	40,367	86,998	45,647
Pension Amortization	31,765	31,765	193,563	193,563
Total	3,672,962	3,523,086	3,413,394	3,224,482

**Table 8**  
**Branson School District RE-82**  
**Condensed Statement of Changes in Capital Assets**  
**Governmental Activities**

	Balance 1-Jul-15	Additions	Deletions	Balance 30-Jun-16	Balance 1-Jul-14	Additions	Deletions	Balance 30-Jun-15
Non-Depreciable Assets	40,800			40,800	40,800			40,800
Depreciable Assets	2,478,352	29,995		2,508,347	2,393,972	84,380		2,478,352
Less Accumulated Depreciation	(1,464,530)	(81,370)		(1,545,900)	(1,387,455)	(77,085)		(1,464,530)
Total Capital Assets	1,054,622	(51,375)		1,003,247	1,047,327	7,295		1,054,622

Business Activities – Food Service Proprietary Fund

## ***FINANCIAL ANALYSIS OF THE DISTRICT'S FUNDS***

### ***Governmental Funds***

The focus of the District's governmental funds report is to provide information on near term inflows, outflows and balances of spendable resources. Such information is useful in assessing the District's financing requirements. In particular, unreserved fund balance may serve as a useful measure of the District's net resources available for spending at the end of the fiscal year.

#### **General Fund**

The General Fund is the major operating fund of the District, providing the majority of the resources for the educational and support programs. The Board of Education approves a budget in June based on enrollment projections for the following school year. In January of 2016, the Board of Education approved a revised issuance of the budget. The primary reasons for the revision were a more precise student enrollment count and an updated beginning fund balance figure.

Actual revenues for the General Fund totaled \$3,467,479 which was \$641,596 more than the final budget primarily due to an increase of revenue from state equalization, local sources and specific ownership taxes. The actual expenditures of \$3,007,296 were below budget by \$589,306 primarily due to tightened expenditures overall. The \$540,126 fund balance as of June 30, 2016 includes reservations for prior year adjustment of \$11,190.75 for payback from 2013/2014 and payback due to CDE student audit.

### **ECONOMIC FACTORS AND NEXT YEAR'S BUDGET**

At the time these financial statements were prepared and audited, the District was aware of the following existing circumstances that could significantly affect its financial health in the future:

- Lower enrollment in the district will result in dramatically lower revenues.
- Increased investment in instruction per student will increase expenditures.

### ***CONTACTING THE DISTRICT'S FINANCIAL MANAGEMENT***

This financial report is designed to provide the District's citizens, taxpayers, customer, and investors and creditors with a general overview of the District's finances and to demonstrate the District's accountability for the money it receives. If you have questions about this report or need additional financial information, contact the Superintendent or Business Manager, Branson RE-82, 101 Saddlerock Drive, Branson, CO 81027

Respectfully submitted,

Brad Caldwell, Superintendent

## BASIC FINANCIAL STATEMENTS

BRANSON SCHOOL DISTRICT NUMBER RE-82  
STATEMENT OF NET POSITION  
June 30, 2016

	<u>Governmental Activities</u>	<u>Total</u>
<b><u>ASSETS</u></b>		
<b><u>Current Assets</u></b>		
Cash	777,110	777,110
Investments	92,281	92,281
Property Taxes Receivable	13,623	13,623
Accounts Receivable	40,335	40,335
Inventories	741	741
<u>Total Current Assets</u>	<u>924,090</u>	<u>924,090</u>
<b><u>Capital Assets:</u></b>		
Land	40,800	40,800
Depreciable Assets	2,508,347	2,508,347
Accumulated Depreciation	(1,545,900)	(1,545,900)
<u>Capital Assets Net of Depreciation</u>	<u>1,003,247</u>	<u>1,003,247</u>
<b><u>TOTAL ASSETS</u></b>	<b><u>1,927,337</u></b>	<b><u>1,927,337</u></b>
 <b><u>DEFERRED OUTFLOW OF RESOURCES</u></b>		
Deferred Pension Cost – Plan	586,858	586,858
Deferred Pension Cost – Employer	-	-
Deferred Pension Cost - Contributions Subsequent to Pension Measurement Date	151,226	151,226
<u>Total Deferred Outflow of Resources</u>	<u>738,084</u>	<u>738,084</u>
 <b><u>LIABILITIES</u></b>		
<b><u>Current Liabilities:</u></b>		
Accounts Payable	21,326	21,326
Accrued Salaries and Benefits	264,121	264,121
Intergovernmental Payable – CDE	11,191	11,191
Unearned Grant Payments	83,345	83,345
<u>Total Current Liabilities</u>	<u>379,983</u>	<u>379,983</u>
<b><u>Long-Term Liabilities</u></b>		
Net Pension Obligation	5,974,140	5,974,140
<u>Total Long-Term Liabilities</u>	<u>5,974,140</u>	<u>5,974,140</u>
<b><u>TOTAL LIABILITIES</u></b>	<b><u>6,354,123</u></b>	<b><u>6,354,123</u></b>
 <b><u>DEFERRED INFLOW OF RESOURCES</u></b>		
Deferred Pension – Plan	84,674	84,674
Deferred Pension – Employer	225,189	225,189
<u>Total Deferred Inflow of Resources</u>	<u>309,863</u>	<u>309,863</u>
 <b><u>NET POSITION</u></b>		
Net Investment in Capital Assets	1,003,247	1,003,247
Restricted for:		
Food Services	3,976	3,976
TABOR (Emergencies)	105,400	105,400
Preschool	-	-
Unrestricted	(5,111,188)	(5,111,188)
<b><u>TOTAL NET POSITION</u></b>	<b><u>(3,998,565)</u></b>	<b><u>(3,998,565)</u></b>

The accompanying notes are an integral part of these financial statements.

BRANSON SCHOOL DISTRICT NUMBER RE-82  
STATEMENT OF ACTIVITIES  
Fiscal Year Ended June 30, 2016

	Net (Expenses) Revenue and Changes in Net Position				
	Primary Government			Total	
	Expenses	Charges for Services	Program Revenues Operating Grants & Contributions		Capital Grants and Contributions
	Governmental Activities				
<u>FUNCTIONS/PROGRAMS</u>					
<u>Primary Government:</u>					
<u>Governmental Activities</u>					
Instruction	2,070,604	-	108,977	-	(1,961,627)
Pupil	159,631	-	332	-	(159,299)
Instructional Staff	59,603	-	-	-	(59,603)
General Administration	170,037	-	-	-	(170,037)
School Administration	182,132	-	-	-	(182,132)
Business Support	76,041	-	-	-	(76,041)
Operation & Maintenance	171,523	11,477	-	-	(160,046)
Student Transportation	105,880	-	26,775	-	(79,105)
Central Support	137,005	-	-	-	(137,005)
Food Services	86,998	11,300	30,051	-	(45,647)
Community Services	377	-	-	-	(377)
Capital Outlay	-	-	-	-	-
Pension Expense	193,563	-	-	-	(193,563)
<u>Total Governmental Activities</u>	<u>3,413,394</u>	<u>22,777</u>	<u>166,135</u>	<u>-</u>	<u>(3,224,482)</u>
<u>Total Primary Government</u>	<u>3,413,394</u>	<u>22,777</u>	<u>166,135</u>	<u>-</u>	<u>(3,224,482)</u>
<u>General Revenues</u>					
Local Property Taxes					499,720
Specific Ownership Taxes					40,631
State Equalization					2,746,265
Earnings on Investments					3,854
Other					74,473
<u>Total General Revenues</u>					<u>3,364,943</u>
<u>Change in Net Position</u>					<u>140,461</u>
<u>Net Position, Beginning</u>					<u>(4,078,346)</u>
<u>Prior Period Adjustment</u>					<u>(60,680)</u>
<u>Net Position, Ending</u>					<u>(3,998,565)</u>

The accompanying notes are an integral part of these financial statements.

BRANSON SCHOOL DISTRICT NUMBER RE-82  
BALANCE SHEET  
GOVERNMENTAL FUNDS  
June 30, 2016

	General	Other Governmental Funds	Total Governmental Funds
<u>ASSETS</u>			
Cash	770,293	6,817	777,110
Investments	92,281	-	92,281
Property Taxes Receivable	13,623	-	13,623
Accounts Receivable	31,612	8,723	40,335
Inventory	-	741	741
Due From Other Funds	-	-	-
<u>Total Assets</u>	<u>907,809</u>	<u>16,281</u>	<u>924,090</u>
 <u>DEFERRED OUTFLOW OF RESOURCES</u>			
	-	-	-
 <u>LIABILITIES:</u>			
Accounts Payable	21,326	-	21,326
Intergovernmental Payable	11,191	-	11,191
Accrued Salaries Payable	252,077	12,044	264,121
Unearned Grant Payments	83,089	256	83,345
Due To Other Funds	-	-	-
<u>Total Liabilities</u>	<u>367,683</u>	<u>12,300</u>	<u>379,983</u>
 <u>DEFERRED INFLOW OF RESOURCES</u>			
	-	-	-
 <u>FUND BALANCES:</u>			
Nonspendable:			
Inventories	-	741	741
Restricted for:			
TABOR (Emergencies)	105,400	-	105,400
Food Services	-	3,235	3,235
Preschool	-	-	-
Committed for:			
Capital Outlay	-	5	5
Unassigned	434,726	-	434,726
<u>Total Fund Balances</u>	<u>540,126</u>	<u>3,981</u>	<u>544,107</u>
 <u>TOTAL LIABILITIES, DEFERRED INFLOWS AND FUND BALANCES</u>			
	<u>907,809</u>	<u>16,281</u>	<u>924,090</u>

The accompanying notes are an integral part of these financial statements.

BRANSON SCHOOL DISTRICT NUMBER RE-82  
RECONCILIATION OF THE BALANCE SHEET OF GOVERNMENTAL FUNDS  
TO THE STATEMENT OF NET POSITION  
June 30, 2016

---

Amounts reported for governmental activities in the statement of net position are different because:

<u>Total Fund Balance – Governmental Funds</u>	544,107
Capital Assets used in governmental activities are not financial resources and, therefore, are not reported in the funds. The cost of the assets is \$2,549,147 and the accumulated depreciation is \$1,545,900.	1,003,247
Net pension liability, along with associated deferred flow, are not recorded at the fund level:	
Net Pension Liability	(5,974,140)
Deferred Pension Cost – Plan	502,184
Deferred Pension Cost – Contributions Subsequent to Pension Measurement Date	151,226
Deferred Pension Cost – Employer	<u>(225,189)</u>
<u>TOTAL NET POSITION – GOVERNMENTAL ACTIVITIES</u>	<u>(3,998,565)</u>

The accompanying notes are an integral part of these financial statements.

BRANSON SCHOOL DISTRICT NUMBER RE-82  
STATEMENT OF REVENUES, EXPENDITURES AND CHANGES  
IN FUND BALANCES – GOVERNMENTAL FUNDS  
Fiscal Year Ended June 30, 2016

	<u>General</u>	<u>Other Governmental Funds</u>	<u>Total Governmental Funds</u>
<b>REVENUES:</b>			
Taxes	540,350	-	540,350
Intergovernmental	2,847,085	75,075	2,922,160
Interest	3,854	-	3,854
Other	76,190	11,300	87,490
<u>Total Revenues</u>	<u>3,467,479</u>	<u>86,375</u>	<u>3,553,854</u>
<b>EXPENDITURES:</b>			
Current:			
Instruction	1,976,417	44,692	2,021,109
Students	159,299	332	159,631
Instructional Staff	59,603	-	59,603
General Administration	160,158	-	160,158
School Administration	182,132	-	182,132
Business Services	76,041	-	76,041
Operations & Maintenance	171,523	-	171,523
Student Transportation	84,741	-	84,741
Central Support	137,005	-	137,005
Community Service	377	-	377
Food Services	-	86,141	86,141
Capital Outlay	-	29,995	29,995
<u>Total Expenditures</u>	<u>3,007,296</u>	<u>161,160</u>	<u>3,168,456</u>
<b><u>EXCESS OF REVENUES OVER (UNDER) EXPENDITURES</u></b>	<u>460,183</u>	<u>(74,785)</u>	<u>385,398</u>
<b><u>OTHER FINANCING SOURCES (USES)</u></b>			
Operating Transfers In(Out)	(74,500)	74,500	-
<u>Total Other Financing Sources (Uses)</u>	<u>(74,500)</u>	<u>74,500</u>	<u>-</u>
<b><u>NET CHANGE IN FUND BALANCES</u></b>	385,683	(285)	385,398
<b><u>FUND BALANCES, Beginning</u></b>	<u>154,443</u>	<u>4,266</u>	<u>158,709</u>
<b><u>FUND BALANCES, Ending</u></b>	<u>540,126</u>	<u>3,981</u>	<u>544,107</u>

The accompanying notes are an integral part of these financial statements.

BRANSON SCHOOL DISTRICT NUMBER RE-82  
 RECONCILIATION OF THE STATEMENT OF REVENUES, EXPENDITURES AND CHANGES IN  
 FUND BALANCES OF GOVERNMENTAL FUNDS TO THE STATEMENT OF ACTIVITIES  
 Fiscal Year Ended June 30, 2016

---

Amounts reported for governmental activities in the statement of activities are different because:

<u>Net Change in Fund Balances – Total Governmental Funds</u>	385,398
---	---------

Governmental funds report capital outlays as expenditures. However, in the statement of activities, assets with an initial, individual cost of more the \$5,000 are capitalized and the cost is allocated over their estimated used lives and reported as depreciation expense. This is the amount by which depreciation exceeded capital outlays in the current period.

	29,995	
Capital Outlays more than \$5,000	(81,370)	(51,375)
Depreciation Expense		

The increase in net pension liability, along with the changes and amortizations of deferred flows associated with the net pension liability are not recorded at the fund level:

Change in net pension liability and related deferred flows		(193,562)

<u>CHANGE IN NET POSITION OF GOVERNMENTAL ACTIVITIES</u>	<u>140,461</u>
--	----------------

The accompanying notes are an integral part of these financial statements.

BRANSON SCHOOL DISTRICT RE-82  
STATEMENT OF FIDUCIARY NET POSITION  
June 30, 2016

---

	<u>Agency Funds</u> <u>Student Activity</u>
<u>ASSETS</u>	
Cash	10,853
<u>LIABILITIES</u>	
Accounts Payable	-
Due To Student Groups	10,853
<u>Total Liabilities</u>	<u>10,853</u>
<u>NET POSITION</u>	
Unrestricted	<u>    -</u>

The accompanying notes are an integral part of these financial statements.

NOTES TO BASIC FINANCIAL STATEMENTS

BRANSON SCHOOL DISTRICT NUMBER RE-82  
NOTES TO BASIC FINANCIAL STATEMENTS  
June 30, 2016

---

NOTE 1      SUMMARY OF SIGNIFICANT ACCOUNTING POLICIES

Branson School District Number RE-82 of Las Animas County was reorganized by a vote of qualified electorate in 1958, under the provisions of the Colorado School Organization Act of 1957.

The District operates under an elected Board of Education with five members and provides educational services to approximately 466 students.

The District is the lowest level of government, which is considered to be financially accountable over all activities related to public school education in Branson School District Number RE-82. The District receives funding from local, state, and federal government sources and must comply with the requirements of these funding source entities. The Board of Education members are elected by the public and have decision-making authority, the power to designate management, the ability to significantly influence operations, and primary accountability for fiscal matters.

A.      Reporting Entity

Governmental Accounting Standards board (GASB) Statement No. 14 (as amended by Statements No. 34, No. 39 and No.61), "*The Financial Reporting Entity*" (GASB No. 14) describes the financial reporting entity as it relates to governmental accounting. According to this Statement, the financial reporting entity consists of a) the primary government, b) organizations for which the primary government is financially accountable, and c) other organizations whose exclusion from the reporting entity's financial statements would cause those statements to be misleading or incomplete. Any organizations that can be described by these last two items are included with the primary government in the financial statements as component units.

This District is not included in any other governmental "reporting entity" as defined in GASB No. 14 and does not include any other component unit as part of its "reporting entity". As required by accounting principles generally accepted in the USA, these basic financial statements present the District (the primary government) and its component units.

BRANSON SCHOOL DISTRICT NUMBER RE-82  
NOTES TO BASIC FINANCIAL STATEMENTS  
June 30, 2016

---

NOTE 1      SUMMARY OF SIGNIFICANT ACCOUNTING POLICIES (Continued)

B.      Government-Wide and Fund Financial Statements

The Government-wide financial statements (i.e., the statement of net position and the statement of activities) report information on all of the nonfiduciary activities of the District. For the most part, the effect of interfund activity has been removed from these statements. Governmental activities, which normally are supported by taxes and intergovernmental revenues, are reported separately from business-type activities, which rely to a significant extent on fees and charges for support.

The statement of activities demonstrates the degree to which the direct expenses of a given function or segment are offset by program revenues. Direct expenses are those that are clearly identifiable with a specific function. Program revenues include 1) charges to customers or applicants who purchase, use, or directly benefit from goods, services, or privileges provided by a given function and 2) grants and contributions that are restricted to meeting the operational or capital requirements of a particular function. Taxes and other items not properly included among program revenues are reported instead as general revenues.

Separate financial statements are provided for governmental funds and proprietary funds. Major individual governmental fund (General Fund) is reported as separate column in the fund financial statements.

C.      Measurement Focus, Basis of Accounting, and Financial Statement Presentation

The accounting and financial reporting treatment applied to a fund is determined by its measurement focus. The government-wide financial statements are presented using the economic resources measurement focus and the accrual basis of accounting, as are the proprietary fund statements. Revenues are recorded when earned and expenses are recorded when a liability is incurred, regardless of the timing of related cash flows. Property taxes are recognized as revenues in the year for which they are levied. Grants and similar items are recognized as revenue as soon as all eligibility requirements imposed by the provider have been met.

As a general rule the effect of interfund activity has been eliminated from the government-wide financial statements. Exceptions to this general rule are charges between the District's governmental and business-type activities. Elimination of these charges would distort the direct costs and program revenues reported for the various functions concerned.

Governmental fund financial statements are reported using the current financial resources measurement focus and the modified accrual basis of accounting. With this measurement focus, operating statements present increases and decreases in net current assets and unassigned fund balance as a measure of available spendable resources. This means that only current liabilities are generally included on their balance sheets.

Amounts reported as program revenues included 1) charges to customers or applicants for goods, services or privileges provided 2) operating grants and contributions, and 3) capital grants and contributions, including special assessments. Internally dedicated resources are reported as general revenues rather than as program revenues. Likewise, general revenues include all taxes.

BRANSON SCHOOL DISTRICT NUMBER RE-82  
NOTES TO BASIC FINANCIAL STATEMENTS  
June 30, 2016

---

NOTE 1

SUMMARY OF SIGNIFICANT ACCOUNTING POLICIES (Continued)

C. Measurement Focus, Basis of Accounting, and Financial Statement Presentation (Continued)

All governmental fund types use the modified accrual basis of accounting. Revenues are recognized as soon as they are both measurable and available. "Measurable" means the amount of the transaction can be determined and "available" means collectible within the current period, or soon enough thereafter, to pay liabilities of the current period. Revenues are considered to be available to collect within 60 days after year-end.

Property taxes are reported as receivables and deferred revenue when levied and as revenues when due for collection in the following year and determined to be available.

Grants and entitlement revenues are recognized when compliance with matching requirements is met. A receivable is established when the related expenditures exceed revenue receipts.

Expenditures are recorded when the related fund liability is incurred with the exception of general obligation and capital lease debt service which is recognized when due and certain accrued sick and personal pay which are accounted for as expenditures when expected to be liquidated with expendable available financial resources.

Proprietary fund types are accounted for on the accrual basis of accounting. Revenues are recognized when earned and expenses are recognized when incurred. The measurement focus in these funds is on the flow of economic resources and emphasizes the determination of net income. All assets and all liabilities associated with their activity are included on their statement of net position. Proprietary fund type operating statements present increases (revenues) and decreases (expenses) in net position.

Proprietary funds distinguish operating revenues and expenses from nonoperating items. Operating revenues and expenses generally result from providing goods and services in connection with a proprietary fund's ongoing operations. The principal operating revenues of the District's proprietary funds are charges to customers for sales and services. Operating expenses for enterprise funds and internal service funds include the cost of sales and services, administrative expenses, and depreciation on capital assets. All revenue and expenses not meeting this definition are reported as nonoperating revenues and expenses.

When both restricted and unrestricted resources are available for use, it is the District's policy to use restricted resources first, then unrestricted resources, as they are needed.

*Fiduciary funds* are used to account for assets held by the District in a trustee or agency capacity for others that cannot be used to support the District's own programs.

NOTE 1      SUMMARY OF SIGNIFICANT ACCOUNTING POLICIES (Continued)

D.    Fund Accounting

The accounts of the District are organized on the basis of funds, each of which is considered to be a separate accounting entity. The operations of each fund are accounted for with a separate set of self-balancing accounts that comprise its assets, liabilities, deferred flows, fund equity, revenues and expenditures, or expenses, as appropriate. Resources are allocated to and accounted for in individual funds based upon the purposes for which they are to be spent and the means by which spending activities are controlled. The major funds presented in the accompanying basic financial statements are as follows:

- Major Governmental Fund

1. General Fund – the general operating fund of the District; used to account for all resources that are not required legally or by sound financial management to be accounted for in another fund.

- Fiduciary Funds

1. Trust and Agency Funds – Trust and Agency funds are used to account for assets held in a trustee or agent capacity for others that cannot be used to support the District's own programs. The key distinction between trust and agency funds is that trust funds are subject to a trust agreement that affects the degree of management involvement and the length of time that the resources are held.

Student Activity Fund – The Student Activity Fund is an agency fund and, therefore, consists only of accounts such as Cash and balancing liability accounts, such as Due to Student Groups. This fund accounts for the transaction of that entity in raising and expending money to promote the general welfare, morale, and educational experiences of the student body.

E.    Cash and Investments

Cash represents amounts on deposit with financial institutions or held by the District. The District is allowed to invest in the following types of investments: short-term certificates of deposit, repurchase agreements, money market deposit accounts, mutual funds, government pools, and U.S. Treasury Obligations. The District considers all highly liquid investments with a maturity of three months or less when purchased to be cash equivalents.

Investments are recorded at fair value in accordance with GASB Statement No. 72 *Fair Value Measurement and Application*. Accordingly, the change in fair value of investments is recognized as an increase or decrease to investment assets and investment income.

BRANSON SCHOOL DISTRICT NUMBER RE-82  
NOTES TO BASIC FINANCIAL STATEMENTS  
June 30, 2016

---

NOTE 1      SUMMARY OF SIGNIFICANT ACCOUNTING POLICIES (Continued)

F.      Receivables

Property taxes levied in 2015 but not yet available in 2016 are identified as property taxes receivable and deferred inflows at June 30, 2016, and are presented net of an allowance for uncollectible taxes.

G.      Inventories

Materials and supplies inventories are stated at cost. Inventories recorded in the Food Services Fund consist of purchased and donated commodities. Donated inventories, received at no cost under a program supported by the Federal Government, are recorded at their estimated fair value at the date of receipt.

The cost of all inventories is recorded as an asset when the individual inventory items are purchased, and as an expenditure or expense when consumed.

H.      Capital Assets

Capital assets, which include property, vehicles and equipment, are utilized for general District operations and are capitalized at actual or estimated cost. Donations of such assets are recorded at estimated fair value at the time of donation. Capital assets are reported in the applicable governmental or business-type activities columns in the government-wide financial statements.

Maintenance, repairs, and minor renovations are recorded as expenditures when incurred. Major additions and improvements are capitalized. When assets used in the operation of the governmental fund types are sold, the proceeds of the sale are recorded as revenues in the appropriate fund. The District does not capitalize interest on the construction of capital assets in governmental funds. However, the District does capitalize interest on the construction of capital assets in business-type activities.

The monetary threshold for capitalization of assets is \$5,000. The District's capital assets are depreciated using the straight-line method over the estimated useful lives of the fixed assets (5-40 years). Depreciation of all capital assets is charged as an expense against their operations. Depreciation is recorded in the year of acquisition and any remaining depreciation is recorded in the year of disposition.

BRANSON SCHOOL DISTRICT NUMBER RE-82  
NOTES TO BASIC FINANCIAL STATEMENTS  
June 30, 2016

---

NOTE 1      SUMMARY OF SIGNIFICANT ACCOUNTING POLICIES (Continued)

I.      Liabilities

In the government-wide financial statements, and proprietary fund types in the fund financial statements, long term debt and other long-term obligations are reported as liabilities in the applicable government activities. The District records long-term debt of governmental funds at the face value. The District does not have a material liability for compensated absences payable at June 30, 2016.

J.      Constitutional Amendment

In November 1992, Colorado voters approved Article X of the Colorado Constitution by adding Section 20, commonly known as the Taxpayer's Bill of Rights (TABOR). TABOR contains revenue, spending, tax and debt limitations, which apply to the State of Colorado and local governments. It requires, with certain exceptions, advance voter approval for any new tax, tax rate increase, mill levy above that for the prior year, extension of an expiring tax, or tax policy change directly causing a net tax revenue gain to any entity.

On November 4, 1997 the registered voters approved a ballot resolution authorizing Branson School District Number RE-82 to collect, retain and expend all revenues from any source provided that no property tax mill levy be increased or any new tax be imposed.

Except for refinancing bonded debt at a lower interest rate or adding new employees to existing pension plans, TABOR requires advance voter approval for the creation of any multiple-fiscal year debt or other financial obligation unless adequate present cash reserves are pledged irrevocably and held for payments in all future years. TABOR requires local governments to establish emergency reserves to be used for declared emergencies only. Emergencies, as defined by TABOR, exclude economic conditions, revenue shortfalls, or salary or fringe benefit increases. These reserves are required to be three percent or more of fiscal year spending (excluding bonded debt service). As of June 30, 2016 the District's required TABOR Reserve was \$105,400.

Spending and revenue limits are determined based on the prior fiscal year's spending adjusted for inflation in the prior calendar year plus annual increases in funded student enrollment. Fiscal year spending is generally defined as expenditures and reserve increases with certain exceptions.

K.      Property Taxes

Under Colorado law, all property taxes are due and payable in the year following the year levied. The 2015 property tax calendar for Las Animas County was as follows:

Levy Date	December 15, 2015
Lien Date	January 1, 2016
Tax Bills Mailed	January 1, 2016
First Installment Due	February 28, 2016
Second Installment Due	June 15, 2016
If Paid in Full, Due	April 30, 2016

NOTE 1    SUMMARY OF SIGNIFICANT ACCOUNTING POLICIES (Continued)

L.        Use of Estimates

The preparation of financial statements in conformity with generally accepted accounting principles requires management to make estimates and assumptions that affect the reported amounts of assets and liabilities and disclosure of contingent assets and liabilities at the date of the financial statements and the reported amounts of revenues and expenses during the reporting period. Actual results could differ from those estimates.

M.        GASB Statement No. 54

The Government Accounting Standards Board (GASB) has issued Statement No. 54, Fund Balance Reporting and Governmental Fund Type Definitions (GASB 54). This statement defines the different types of fund balances that a governmental entity must use for financial reporting purposes.

GASB 54 requires the fund balance amounts to be properly reported within one of the fund balance categories list below.

1. Nonspendable such as fund balances associated with inventories, prepaids, long-term loans and notes receivable, and property held for resale (unless the proceeds are restricted, committed, or assigned).
2. Restricted fund balance category includes amounts that can be spent only for the specific purposes stipulated by constitution, external resource providers, or through enabling legislation.
3. Committed fund balance classification includes amounts that can be used only for the specific purposes determined by a formal action of the School District Board of Directors (the District's highest level of decision-making authority).
4. Assigned fund balance classification is intended to be used by the government for specific purposes that do not meet the criteria to be classified as restricted or committed.
5. Unassigned fund balance is the residual classification for the government's general fund and includes all spendable amounts not contained in the other classifications.

Fund Balance Classification Policies and Procedures

**Committed Fund Balance Policy:**

The District's Committed Fund Balance is fund balance reporting required by the School Board, either because of a School Board Policy in the School Board Policy Manual, or because of motions that passed at School Board meetings.

**Assigned Fund Balance Policy:**

The District's Assigned Fund Balance is fund balance reporting occurring by School Board Administration authority, under the direction of the Chief Business Officer.

BRANSON SCHOOL DISTRICT NUMBER RE  
 NOTES TO FINANCIAL STATEMENTS  
 June 30, 2016

NOTE 1     SUMMARY OF SIGNIFICANT ACCOUNTING POLICIES (Continued)

M.     GASB Statement No. 54 (Continued)

Order of Fund Balance Spending Policy

The District's policy is to apply expenditures against non-spendable fund balance, restricted fund balance, committed fund balance, assigned fund balance, and unassigned fund balance at the end of the fiscal year by adjusting journal entries.

First, non-spendable fund balances are determined. Then restricted fund balances for specific purposes are determined (not including non-spendable amounts). Then unrestricted fund balances are determined following the order of committed, assigned, and unassigned.

Fund Balance Classification by Fund:

	<u>General Fund</u>	<u>Food Services Fund</u>	<u>Designated Purpose Grant</u>	<u>Capital Reserve Capital Projects Fund</u>	<u>Total Governmental Funds</u>
<u>Nonspendable</u>					
Inventories	-	741	-	-	741
<u>Restricted</u>					
Emergencies	105,400	-	-	-	105,400
Preschool	-	-	-	-	-
Food Services	-	3,235	-	-	3,235
<u>Committed</u>					
Capital Outlay	-	-	-	5	5
<u>Unassigned</u>	<u>434,726</u>	<u>-</u>	<u>-</u>	<u>-</u>	<u>434,726</u>
 <u>Total Fund Balances</u>	 <u>540,126</u>	 <u>3,976</u>	 <u>-</u>	 <u>5</u>	 <u>544,107</u>

N.     Deferred Outflows/Inflows of Resources

In addition to assets, the statement of financial position and the balance sheet will sometimes report a separate section for deferred outflows of resources. This separate financial statement element, deferred outflows of resources, represents a consumption of net position that applies to a future period(s) and so will not be recognized as an outflow of resources (expense/expenditure) until then.

In addition to liabilities, the statement of financial position and the balance sheet will sometimes report a separate section for deferred inflows of resources. This separate financial statement element, deferred inflows of resources, represents an acquisition of net position that applies to a future period(s) and so will not be recognized as an inflow of resources (revenue) until that time.

BRANSON SCHOOL DISTRICT NUMBER RE-82  
NOTES TO BASIC FINANCIAL STATEMENTS  
June 30, 2016

---

NOTE 2      RECONCILIATION OF GOVERNMENT-WIDE AND FUND FINANCIAL STATEMENTS

The governmental funds balance sheet includes a reconciliation between *fund balances – total governmental funds* and *net position – governmental activities* as reported in the government-wide statement of net position. Additionally, the governmental fund statement of revenues, expenditures, and changes in fund balances includes a reconciliation between *net change in fund balances – total government funds* and *changes in net position of governmental activities* as reported in the government-wide statement of activities.

These reconciliations detail items that require adjustment to convert from the current resources measurement and modified accrual basis for governmental fund statements to the economic resources measurement and full accrual basis used for government-wide statements.

Certain items having no effect on measurement and basis were eliminated from the government fund statements during the consolidation of governmental activities. The items which we eliminated are as follows:

Governmental Funds – Interfund Transfers	\$ 74,500
Governmental Funds – Interfund Receivables/Payables	\$ -

NOTE 3      BUDGETARY INFORMATION

Revenues and expenditures are controlled by budgetary accounting systems in accordance with various legal requirements. The budgeted revenues and expenditures represent the original adopted budget as subsequently adjusted by the Board of Education in accordance with Colorado School Laws. Budgets are generally prepared on the same basis as that used for accounting purposes.

The District has set procedures to be followed in establishing the budgetary data reflected in the financial statements:

1. Prior to June 1, the Business Manager submits to the Board of Education a proposed operating budget for the fiscal year commencing the following July 1. The operating budget includes proposed expenditures and the means of financing them.
2. Public notices are released to obtain taxpayer comments.
3. Prior to June 30, the budget is legally enacted through passage of a resolution.
4. The Business Manager is authorized to transfer budgeted amounts between categories within any fund; however, any revisions that alter the total expenditures of any fund must be approved by the Board of Education.
5. Formal budgetary integration should be employed as a management control device during the year for the General Fund, Special Revenue Funds, Capital Project Funds and Fiduciary Funds.
6. Budgets for the General Fund, Special Revenue Funds, Capital Project Funds and Fiduciary Funds are adopted on a basis consistent with generally accepted accounting principles (GAAP).

BRANSON SCHOOL DISTRICT NUMBER RE-82  
 NOTES TO BASIC FINANCIAL STATEMENTS  
 June 30, 2016

NOTE 3      BUDGETARY INFORMATION (Continued)

All appropriations lapse at the end of each fiscal year. Authorization to transfer budgeted amounts between programs and/or departments within any fund and the reallocation of budget line items within any program and/or department rests with the Superintendent of Schools and may be delegated to an appropriate level of management. Revisions and/or supplemental appropriations that alter the total expenditures of any fund must be approved by the Board of Education.

Budgetary amounts reported in the accompanying basic financial statements are as originally adopted and amended by the Superintendent and/or the Board of Education throughout the year.

NOTE 4      CASH AND INVESTMENTS

Deposits

The Colorado Public Deposit Protection Act (PDPA), requires that all units of local government deposit cash in eligible public depositories, eligibility is determined by state regulators. Amounts on deposit in excess of federal insurance levels must be collateralized. The eligible collateral is determined by the PDPA. PDPA allows the institution to create a single collateral pool for all public funds. The pool is to be maintained by another institution or held in trust for all the uninsured public deposits as a group. The market value of the collateral must be at least equal to the aggregate uninsured deposits.

At June 30, 2016, the District's bank balance and corresponding carrying balance were as follows:

	<u>Carrying Balance</u>	<u>Bank Balance</u>
Insured (FDIC)	250,000	250,000
Uninsured, Collateralized under the Public Deposit Protection Act of the State of Colorado	514,155	534,596
Cash with County Treasurer	23,600	-
Cash on Hand	208	-
<u>Total Cash and Deposits</u>	<u>787,963</u>	<u>784,596</u>

Deposits with bank balances of \$534,596 and a carrying balance of \$514,155 as of June 30, 2016 are uninsured, are exposed to custodial risk, and are collateralized with securities held by the pledging financial institution.

BRANSON SCHOOL DISTRICT NUMBER RE-82  
NOTES TO BASIC FINANCIAL STATEMENTS  
June 30, 2016

---

NOTE 4      CASH AND INVESTMENTS (Continued)

Investments

Colorado statutes specify investment instruments meeting defined rating and risk criteria in which local government entities may invest:

- Obligations of the United States and certain U.S. government agency securities
- Certain international agency securities
- General obligation and revenue bonds of U.S. local government entities
- Bankers' acceptances of certain banks
- Commercial paper
- Local government investment pools
- Written repurchase agreements collateralized by certain authorized securities
- Certain money market funds
- Guaranteed investment contracts

Investments

At June 30, 2016, the District had the following investments:

<u>Investment</u>	<u>Maturity</u>	<u>Fair Value</u>
COLOTRUST	Under 60 Day Average	<u>92,281</u>

Interest Rate Risk – The District does not have a formal investment policy that limits investment maturities for managing possible fair value losses due to increasing interest rates.

Credit Risk – State Law limits the type of investments allowable. The investment of COLOTRUST is rated by Standard and Poor's.

Concentration of Credit Risk – the District has no policy restricting the amount that can be invested in any issuer.

The District categorizes its fair value measurements within the fair value hierarchy established by generally accepted accounting principles. The hierarchy is based on the valuation inputs used to measure the fair value of the asset. Level 1 inputs are quoted prices in active markets for identical assets; Level 2 inputs are significant other observable inputs; Level 3 inputs are significant unobservable inputs.

The District has the following recurring fair value measurements as of June 30, 2016:

- ColoTrust Investment Pool of \$92,281 is valued using quoted market prices (Level 1 inputs)

BRANSON SCHOOL DISTRICT NUMBER RE-82  
 NOTES TO BASIC FINANCIAL STATEMENTS  
 June 30, 2016

NOTE 5      CAPITAL ASSETS

A summary of changes in capital assets is as follows:

<u>Governmental Activities</u>	<u>Balance July 1, 2015</u>	<u>Additions</u>	<u>Deletions</u>	<u>Balance June 30, 2016</u>
<u>Non-Depreciable Assets:</u>				
Land	40,800	-	-	40,800
<u>Total Non-Depreciable Assets</u>	<u>40,800</u>	-	-	<u>40,800</u>
<u>Depreciable Assets:</u>				
Buildings & Site Improvements	1,709,138	-	-	1,709,138
Equipment & Vehicles	738,768	29,995	-	768,763
Food Services Equipment	30,446	-	-	30,446
<u>Total Depreciable Assets</u>	<u>2,478,352</u>	<u>29,995</u>	-	<u>2,508,347</u>
<u>Less Accumulated</u>				
<u>Depreciation for:</u>				
Building & Site Improvements	817,377	58,171	-	875,548
Equipment & Vehicles	618,418	22,342	-	640,760
Food Services Equipment	28,735	857	-	29,592
<u>Total Accumulated</u>	<u>1,464,530</u>	<u>81,370</u>	-	<u>1,545,900</u>
<u>Depreciation</u>	<u>1,464,530</u>	<u>81,370</u>	-	<u>1,545,900</u>
<u>Total Capital Assets, Net</u>	<u>1,054,622</u>	<u>(51,375)</u>	-	<u>1,003,247</u>

Depreciation expense was charged to functions/programs of the primary government as follows:

Governmental Activities:

Instruction	49,495
General Administration	9,879
Transportation	21,139
Food Services	<u>857</u>
<u>Total Depreciation Expense – Governmental Activities</u>	<u>81,370</u>

NOTE 6      PENSION PLAN

**Defined Benefit Pension Plan**

Summary of Significant Accounting Policies

Pensions. Branson School District Number RE-82 participates in the School Division Trust Fund (SCHDTF), a cost-sharing multiple-employer defined benefit pension fund administered by the Public Employees' Retirement Association of Colorado ("PERA"). The net pension liability, deferred outflows of resources and deferred inflows of resources related to pensions, pension expense, information about the fiduciary net position and additions to/deductions from the fiduciary net position of the SCHDTF have been determined using the economic resources measurement focus and the accrual basis of accounting. For this purpose, benefit payments (including refunds of employee contributions) are recognized when due and payable in accordance with the benefit terms. Investments are reported at fair value.

General Information about the Pension Plan

Plan description. Eligible employees of the Branson School District Number RE-82 are provided with pensions through the School Division Trust Fund (SCHDTF) - a cost-sharing multiple-employer defined benefit pension plan administered by PERA. Plan benefits are specified in Title 24, Article 51 of the Colorado Revised Statutes (C.R.S.), administrative rules set forth at 8 C.C.R. 1502-1, and applicable provisions of the federal Internal Revenue Code. Colorado State law provisions may be amended from time to time by the Colorado General Assembly. PERA issues a publicly available comprehensive annual financial report that can be obtained at [www.copera.org/investment/pera-financial-reports](http://www.copera.org/investment/pera-financial-reports).

Benefits provided. PERA provides retirement, disability, and survivor benefits. Retirement benefits are determined by the amount of service credit earned and/or purchased, highest average salary, the benefit structure(s), under which the member retires, the benefit option selected at retirement, and age at retirement. Retirement eligibility is specified in tables set forth at C.R.S. 24-51-601, 604, 1713, and 1714.

The lifetime retirement benefit for all eligible retiring employees under the PERA Benefit Structure is the greater of the:

- Highest average salary multiplied by 2.5 percent and then multiplied by years of service credit.
- The value of the retiring employee's member contribution account plus a 100 percent match on eligible amounts as of the retirement date. This amount is then annuitized into a monthly benefit based on life expectancy and other actuarial factors.

BRANSON SCHOOL DISTRICT NUMBER RE-82  
NOTES TO BASIC FINANCIAL STATEMENTS  
June 30, 2016

---

NOTE 6      PENSION PLAN (Continued)

The lifetime retirement benefit for all eligible retiring employees under the Denver Public Schools (DPS) Benefit Structure is the greater of the:

- Highest average salary multiplied by 2.5 percent and then multiplied by years of service credit
- \$15 times the first 10 years of service credit plus \$20 times service credit over 10 years plus a monthly amount equal to the annuitized member contribution account balance based on life expectancy and other actuarial factors.

In all cases the service retirement benefit is limited to 100 percent of highest average salary and also cannot exceed the maximum benefit allowed by federal Internal Revenue Code.

Members may elect to withdraw their member contribution accounts upon termination of employment with all PERA employers; waiving rights to any lifetime retirement benefits earned. If eligible, the member may receive a match of either 50 percent or 100 percent on eligible amounts depending on when contributions were remitted to PERA, the date employment was terminated, whether 5 years of service credit has been obtained and the benefit structure under which contributions were made.

Benefit recipients who elect to receive a lifetime retirement benefit are generally eligible to receive post-retirement cost-of-living adjustments (COLAs), referred to as annual increases in the C.R.S. Benefit recipients under the PERA benefit structure who began eligible employment before January 1, 2007 and all benefit recipients of the DPS benefit structure receive an annual increase of 2 percent, unless PERA has a negative investment year, in which case the annual increase for the next three years is the lesser of 2 percent or the average of the Consumer Price Index for urban Wage Earners and Clerical Workers (CPI-W) for the prior calendar year. Benefit recipients under the PERA benefit structure who began eligible employment after January 1, 2007 receive an annual increase of the lesser of 2 percent or the average CPI-W for the prior calendar year, not to exceed 10 percent of PERA's Annual Increase Reserve for the SCHDTF.

Disability benefits are available for eligible employees once they reach five years of earned service credit and are determined to meet the definition of disability. The disability benefit amount is based on the retirement benefit formula shown above considering a minimum 20 years of service credit, if deemed disabled.

Survivor benefits are determined by several factors, which include the amount of earned service credit, highest average salary of the deceased, the benefit structure(s) under which service credit was obtained, and the qualified survivor(s) who will receive the benefits.

BRANSON SCHOOL DISTRICT NUMBER RE-82  
 NOTES TO BASIC FINANCIAL STATEMENTS  
 June 30, 2016

**NOTE 6**      **PENSION PLAN (Continued)**

*Contributions.* Eligible employees and Branson School District Number RE-82 are required to contribute to the SCHDTF at a rate set by Colorado statute. The contribution requirements are established under C.R.S. 24-51-401, et seq. Eligible employees are required to contribute 8 percent of their PERA- includable salary. The employer contribution requirements are summarized in the table below.

	For the Year Ended December 31, 2015	For the Year Ended December 31, 2016
Employer Contribution Rate	10.15 %	10.15 %
Amount of Employer Contribution apportioned to the Health Care Trust Fund as specified in C.R.S. 24-51-208 (1) (f)	(1.02)%	(1.02)%
Amount Apportioned to the SCHDTF	9.13%	9.13%
Amortization Equalization Disbursement (AED) as specified in C.R.S. 24-51-411	4.20%	4.50%
Supplemental Amortization Equalization Disbursement (SAED) as specified in C.R.S. 24-51-411	4.00%	4.50%
Total Employer Contribution Rate to the SCHDTF	17.33%	18.13%

Rates are expressed as a percentage of salary as defined in C.R.S. 24-51-101(42).

Employer contributions are recognized by the SCHDTF in the period in which the compensation becomes payable to the member and the Branson School District Number RE-82 is statutorily committed to pay the contributions to the SCHDTF. Employer contributions recognized by the SCHDTF from Branson School District Number RE-82 were \$297,725 for the year ended June 30, 2016.

**Pension Liabilities, Pension Expense, and Deferred Outflows of Resources and Deferred Inflows of Resources Related to Pensions**

At June 30, 2016, the Branson School District Number RE-82 reported a liability of \$5,974,140 for its proportionate share of the net pension liability. The net pension liability was measured as of December 31, 2015, and the total pension liability used to calculate the net pension liability was determined by an actuarial valuation as of December 31, 2014. Standard update procedures were used to roll forward the total pension liability to December 31, 2015. The Branson School District Number RE-82 proportion of the net pension liability was based on Branson School District Number RE-82 contributions to the SCHDTF for the calendar year 2015 relative to the total contributions of participating employers to the SCHDTF.

At December 31, 2015, the Branson School District Number RE-82 proportion was 0.0391 percent, which was a decrease of 0.0019 from its proportion measured as of December 31, 2014.

For the year ended June 30, 2016, the Branson School District Number RE-82 recognized pension expense of \$193,563. At June 30, 2016, the Branson School District Number RE-82 reported deferred outflows of resources and deferred inflows of resources related to pensions from the following sources:

BRANSON SCHOOL DISTRICT NUMBER RE-82  
 NOTES TO BASIC FINANCIAL STATEMENTS  
 June 30, 2016

NOTE 6      PENSION PLAN (Continued)

	Deferred Outflows of Resources	Deferred Inflows of Resources
Difference between expected and actual experience	78,889	(249)
Changes of assumptions or other inputs	0	(84,425)
Net difference between projected and actual earnings on pension plan investments	507,969	0
Changes in proportion and differences between contributions recognized and proportionate share of contributions	0	(225,189)
Contributions subsequent to the measurement date	151,226	N/A
Total	738,084	(309,863)

\$151,226 reported as deferred outflows of resources related to pensions, resulting from contributions subsequent to the measurement date, will be recognized as a reduction of the net pension liability in the year ended June 30, 2016. Other amounts reported as deferred outflows of resources and deferred inflows of resources related to pensions will be recognized in pension expense as follows:

Year ended June 30, 2016	
2017	39,058
2018	45,843
2019	87,930
2020	104,164
2021	-
Thereafter	-

*Actuarial assumptions.* The total pension liability in the December 31, 2014 actuarial valuation was determined using the following actuarial assumptions and other inputs:

Actuarial Cost Method	Entry Age
Price inflation	2.80 percent
Real wage growth	1.10 percent
Wage Inflation	3.90 percent
Salary increases, including wage inflation	3.90 – 10.10 percent
Long-term investment Rate of Return, net of pension plan investment expenses, including price inflation	7.50 percent
Future post-retirement benefit increases:	
PERA Benefit Structure hired prior to 1/1/07; and DPS Benefit Structure (automatic)	2.00 percent
PERA Benefit Structure hired after 12/31/06 (ad hoc, substantively automatic)	Financed by the Annual Increase Reserve

BRANSON SCHOOL DISTRICT NUMBER RE-82  
NOTES TO BASIC FINANCIAL STATEMENTS  
June 30, 2016

---

NOTE 6      PENSION PLAN (Continued)

Mortality rates were based on the RP-2000 combined Mortality Table for Males or Females, as appropriate, with adjustments for mortality improvements based on a projection of Scale AA to 2020 with Males set back 1 year, and Females set back 2 years.

The actuarial assumptions used in the December 31, 2014 valuation were based on the results of an actuarial experience study for the period January 1, 2008 through December 31, 2011, adopted by PERA's Board on November 13, 2012, and an economic assumption study, adopted by PERA's Board on November 15, 2013 and January 17, 2014.

Changes to assumptions or other inputs since the December 31, 2013 actuarial valuations are as follows:

- The following programming changes were made:
  - Valuation of the full survivor benefit without any reduction for possible remarriage.
  - Reflection of the employer match on separation benefits for all eligible years.
  - Reflection of one year of service eligibility for survivor annuity benefit.
  - Refinement of the 18 month annual increase timing.
  - Refinements to directly value certain and life, modified cash refund and pop-up benefit forms.
  
- The following methodology changes were made:
  - Recognition of merit salary increases in the first projection year.
  - Elimination of the assumption that 35% of future disabled members elect to receive a refund.
  - Removal of the negative value adjustment for liabilities associated with refunds of future terminating members.
  - Adjustments to the timing of the normal cost and unfunded actuarial accrued liability payment calculations to reflect contributions throughout the year.

The SCHDTF's long-term expected rate of return on pension plan investments was determined using a log-normal distribution analysis in which best estimate ranges of expected future real rates of return (expected return, net of investment expense and inflation) were developed for each major asset class. These ranges were combined to produce the long-term expected rate of return by weighting the expected future real rates of return by the target asset allocation percentage and then adding expected inflation.

As of the most recent analysis of the long-term expected rate of return, presented to the PERA Board on November 15, 2013, the target allocation and best estimates of geometric real rates of return for each major asset class are summarized in the following table:

BRANSON SCHOOL DISTRICT NUMBER RE-82  
 NOTES TO BASIC FINANCIAL STATEMENTS  
 June 30, 2016

NOTE 6 PENSION PLAN (Continued)

Asset Class	Target Allocation	10 Year Expected Geometric Real Rate of Return
U.S. Equity – Large Cap	26.76%	5.00%
U.S. Equity – Small Cap	4.40%	5.19%
Non U.S. Equity – Developed	22.06%	5.29%
Non U.S. Equity – Emerging	6.24%	6.76%
Core Fixed Income	24.05%	0.98%
High Yield	1.53%	2.64%
Long Duration Gov't/Credit	0.53%	1.57%
Emerging Market Bonds	0.43%	3.04%
Real Estate	7.00%	5.09%
Private Equity	7.00%	7.15%
Total	100.00%	

\*In setting the long-term expected rate of return, projections employed to model future returns provide a range of expected long-term returns that, including expected inflation, ultimately support a long-term expected rate of return assumption of 7.50%.

*Discount rate.* The discount rate used to measure the total pension liability was 7.50 percent. The projection of cash flows used to determine the discount rate applied the actuarial cost method and assumptions shown above. In addition, the following methods and assumptions were used in the projection of cash flows:

- Total covered payroll for the initial projection year consists of the covered payroll of the active membership present on the valuation date and the covered payroll of future plan members assumed to increase annually at a rate of 3.9%.
- Employee contributions were assumed to be made at the current member contribution rate. Employee contributions for future plan members were used to reduce the estimated amount of total service costs for future plan members.
- Employer contributions were assumed to be made at rates equal to the fixed statutory rates specified in law, including current and estimated future AED and SAED, until the Actuarial Value Funding Ratio reaches 103%, at which point, the AED and SAED will each drop 0.50% every year until they are zero. Additionally, estimated employer contributions included reductions for the funding of the AIR and retiree health care benefits. For future plan members, employer contributions were further reduced by the estimated amount of total service costs for future plan members not financed by their member contributions.
- Employer contributions and the amount of total service costs for future plan members were based upon a process used by the plan to estimate future actuarially determined contributions assuming an analogous future plan member growth rate.

BRANSON SCHOOL DISTRICT NUMBER RE-82  
 NOTES TO BASIC FINANCIAL STATEMENTS  
 June 30, 2016

NOTE 6      PENSION PLAN (Continued)

- The AIR balance was excluded from the initial fiduciary net position, as, per statute. AIR amounts cannot be used to pay benefits until transferred to either the retirement benefits reserve or the survivor benefits reserve, as appropriate. As the ad hoc post-retirement benefit increases financed by the AIR are defined to have a present value at the long-term expected rate of return on plan investments equal to the amount transferred for their future payment, AIR transfers to the fiduciary net position and the subsequent AIR benefit payments have no impact on the Single Equivalent Interest Rate (SEIR) determination process when the timing of AIR cash flows is not a factor (i.e., the plan's fiduciary net position is not projected to be depleted). When AIR cash flow timing is a factor in the SEIR determination process (i.e., the plan's fiduciary net position is projected to be depleted), AIR transfers to the fiduciary net position and the subsequent AIR benefit payments were estimated and included in the projections.
  
- Benefit payments and contributions were assumed to be made at the end of the month.

Based on the above actuarial cost method and assumptions, the SCHDTF's fiduciary net position was projected to be available to make all projected future benefit payments of current members. Therefore, the long-term expected rate of return on pension plan investments was applied to all periods of projected benefit payments to determine the total pension liability. The discount rate determination does not use the Municipal Bond Index Rate. There was no change in the discount rate from the prior measurement date.

*Sensitivity of the Branson School District Number RE-82 proportionate share of the net pension liability to changes in the discount rate.* The following presents the proportionate share of the net pension liability calculated using the discount rate of 7.50 percent, as well as what the proportionate share of the net pension liability would be if it were calculated using a discount rate that is 1-percent-point lower (6.50 percent) or 1-percentage-point higher (8.50 percent) than the current rate:

	1% Decrease (6.50%)	Current Discount Rate (7.50%)	1% Increase (8.50%)
Proportionate share of the net pension liability	7,744,231	5,974,140	4,501,754

*Pension plan fiduciary net position.* Detailed information about the SCHDTF's fiduciary net position is available in PERA's comprehensive annual financial report which can be obtained at [www.copera.org/investments/pera-financial-reports](http://www.copera.org/investments/pera-financial-reports).

NOTE 6      PENSION PLAN (Continued)

**Defined Contribution Pension Plan**

Voluntary Investment Program

*Plan Description* – Employees of the Branson School District Number RE-82 that are also members of the SCHDTF may voluntarily contribute to the Voluntary Investment Program, an Internal Revenue Code Section 401(k) defined contribution plan administered by PERA, Title 24, Article 51, Part 14 of the C.R.S., as amended, assigns the authority to establish the Plan provisions to the PERA Board of Trustees, PERA issues a publicly available comprehensive annual financial report for the Plan. That report can be obtained at [www.copera.org/investments/pera-financial-reports](http://www.copera.org/investments/pera-financial-reports).

*Funding Policy* – The Voluntary Investment Program is funded by voluntary member contributions up to the maximum limits set by the Internal Revenue Service, as established under Title 24, Article 51, Section 1402 of the C.R.S., as amended. Employees are immediately vested in their own contributions and investment earnings. For the year ended June 30, 2016, program members contributed \$14,400.

**Other Post-Employment Benefits**

Health Care Trust Fund

*Plan Description* – The Branson School District Number RE-82 contributes to the Health Care Trust Fund (“HCTF”), a cost-sharing multiple-employer healthcare trust administered by PERA. The HCTF benefit provides a health care premium subsidy and health care programs (known as PERACare) to PERA participating benefit recipients and their eligible beneficiaries. Title 24, Article 51, Part 12 of the C.R.S., as amended, establishes the HCTF and sets forth a framework that grants authority to the PERA Board to contract, self-insure and authorize disbursements necessary in order to carry out the purposes of the PERACare program, including the administration of health care subsidies. PERA issues a publicly available comprehensive annual financial report that includes financial statements and required supplementary information for the HCTF. That report can be obtained at [www.copera.org/investments/pera-financial-reports](http://www.copera.org/investments/pera-financial-reports).

*Funding Policy* – The Branson School District Number RE-82 is required to contribute at a rate of 1.02 percent of PERA-includable salary for all PERA members as set by statute. No member contributions are required. The contribution requirements for the Branson School District Number RE-82 are established under Title 24, Article 51, Part 4 of the C.R.S., as amended. The apportionment of the contributions to the HCTF is established under Title 24, Article 51, Section 208(1)(f) of the C.R.S., as amended. For the years ending June 30, 2016, 2015 and 2014, the Branson School District Number RE-82 contributions to the HCTF were \$17,113, \$17,448 and \$17,303, respectively equal to their required contributions for each year.

BRANSON SCHOOL DISTRICT NUMBER RE-82  
 NOTES TO BASIC FINANCIAL STATEMENTS  
 June 30, 2016

NOTE 7      COLORADO SCHOOL DISTRICT SELF INSURANCE POOL

The District belongs to the Colorado School District's Self-Insurance Pool. The Pool was established by the Colorado Association of School Boards (CASB) to provide insurance coverage to participants in the areas of General Liability, Errors and Omissions, Automobile Liability, Auto Physical Damage, Auto Personal Injury Protection, Real and Personal Property, Crime, Workers' Compensation and other coverage. The Board of Directors is composed of eight persons; seven of whom are appointed by the Board of Directors of CASB and the Executive Director of CASB. The Pool is managed by an independent manager chosen by the Board of Directors. Each member's initial contribution and subsequent contributions are determined by the Pool based on factors including, but not limited to, the Aggregate Pool claims, the cost of Administrative and other operating expenses, the number of participants, the adequacy of both Operating and Reserve Funds and other factors touching on the status of the Pool or an individual participant, and as approved by the Colorado Insurance Commissioner.

As the District did not exercise oversight responsibility nor have sufficient control over Pool activities, the Pool is not a component unit of the District and only the District's share of contributions to the Pool is recorded as Expenditures in the Insurance Reserve Fund.

The District's share in the Pool is not determinable from current information, but is estimated to be less than 1%. The District's share, if calculated, would not be material to the Pool's financial information at June 30, 2016.

An audited summary of the Colorado School District's Pool financial information at December 31, 2015 (latest information available) follows:

Total Assets	46,958,320
Total Liabilities	<u>22,633,311</u>
Total Equity	<u>24,325,009</u>
Revenue	13,432,892
Underwriting Expenses	<u>16,484,758</u>
Underwriting Gain (Loss)	(3,051,866)
Net Investment Income	663,509
Other Income	<u>-</u>
Net Income (Loss) Before Dividend	(2,388,357)
Dividend	<u>-</u>
Net Income	<u>(2,388,357)</u>
Transfer of Capital Contributions	-
Change in Non Admitted Assets	<u>95,339</u>
Capital Contributions from Members	<u>-</u>
Unassigned Surplus	<u>24,325,009</u>

NOTE 8      LITIGATION

None.

BRANSON SCHOOL DISTRICT NUMBER RE-82  
 NOTES TO BASIC FINANCIAL STATEMENTS  
 June 30, 2016

NOTE 9      SUMMARY DISCLOSURE OF SIGNIFICANT COMMITMENTS AND CONTINGENCIES

Claims and Judgments - The District participates in a number of federal, state and county programs that are fully or partially funded by grants received from other governmental units. Expenditures financed by grants are subject to audit by the appropriate grantor government. If expenditures are disallowed due to noncompliance with grant program regulations, the District may be required to reimburse the grantor government. As of June 30, 2016, significant amounts of grant expenditures have not been audited by the grantor but the District believes that disallowed expenditures, if any, based on subsequent audits will not have a material effect on any of the individual government funds or the overall financial position of the District.

NOTE 10      JOINT VENTURES

South Central Board of Cooperative Educational Services (BOCES)

Not reflected in the accompanying financial statements is the District's participation in the South Central Board of Cooperative Educational Services (BOCES). The BOCES is an organization that provides member districts educational services at a shared lower cost per District.

The District has one member on the Board. The Board has final authority for all budgeting and financing of the joint venture. The District's share of the joint venture is not determinable at June 30, 2016. The joint venture summary audited financial information as of June 30, 2015 is as follows:

Total Assets	2,229,171
Deferred Outflows	250,897
Current Liabilities	6,846,135
Deferred Inflows	<u>363</u>
Net Position	<u>(4,366,430)</u>
Total Revenues (GAAP Basis)	3,389,502
Total Expenditures (GAAP Basis)	<u>2,694,018</u>
Excess (Deficiency)	<u>695,484</u>

The B.O.C.E.S. has no long term debt.

The equity interest of each member District is not known, nor is the change in such interest. The equity interest will be determined only at the disbanding of the B.O.C.E.S.

The BOCES is not included as a component unit of the District as the financial responsibility is minimal, there is no financial interdependency, the District does not have the ability to significantly influence the operations of the BOCES and the District is not accountable for fiscal matters of the BOCES.

BRANSON SCHOOL DISTRICT NUMBER RE-82  
 NOTES TO BASIC FINANCIAL STATEMENTS  
 June 30, 2016

NOTE 11    INTERFUND RECEIVABLES, PAYABLES AND TRANSFERS

<u>Fund</u>	<u>Due From</u>	<u>Due To</u>	<u>Transfers In</u>	<u>Transfers Out</u>	<u>Purpose</u>	<u>Repayment Period</u>
General Fund	-	-	-	74,500	Operations	Within 3 Months
Capital Reserve- Capital Project Fund	-	-	30,000	-	Operations	Within 3 Months
Food Services Fund	-	-	<u>44,500</u>	-	Operations	Within 3 Months
	<u>-</u>	<u>-</u>	<u>74,500</u>	<u>74,500</u>		

NOTE 12    INTERGOVERNMENTAL PAYABLE - CDE

In 2008, the District recorded a liability to the Colorado Department of Education in the amount of \$661,276. This liability was the result of audit findings in student counts and transportation for previous periods. The terms of the liability allow for the repayment at any time within seven years from the end of the current fiscal year without any interest. Thereafter, interest will be charged on any unpaid amount. The liability was paid during the June 30, 2016 fiscal year.

In 2015, the District recorded a liability to the Colorado Department of Education in the amount of \$11,190.75. This liability was the result of audit findings in student counts and transportation for previous periods. No principal payments were made during the June 30, 2016 fiscal year.

NOTE 13    PRIOR PERIOD ADJUSTMENT

In the fiscal year ended June 30, 2015, no deferred inflow was recorded for the change in proportion of the District's contributions to PERA in relation to their portion of the net pension liability originally recorded during the implementation of GASB Statements No. 68 and 71. The amount of deferred inflow at June 30, 2015 that should have been recorded was \$60,680. The Statement of Activities reflects the corresponding reduction to entity-wide net position as of that date as a prior period adjustment.

NOTE 14    COMPLIANCE WITH COLORADO LAWS

The actual expenditures of the following funds exceeded their budgeted amounts and may be in violation of Colorado Budget Law:

<u>Fund</u>	<u>Amount</u>
Food Services – Special Revenue Fund	3,325

REQUIRED SUPPLEMENTARY INFORMATION

BUDGETARY COMPARISONS

PENSION TREND DATA

## MAJOR GOVERNMENTAL FUNDS

### General Fund

The General Fund accounts for all transactions of the District not accounted for in other funds. This fund represents an accounting for the District's ordinary operations financed from property taxes and other general revenues. It is the most significant fund in relation to the District's overall operations.

BRANSON SCHOOL DISTRICT RE-82  
GENERAL FUND  
SCHEDULE OF REVENUES, EXPENDITURES AND  
CHANGES IN FUND BALANCE  
BUDGET AND ACTUAL  
Fiscal Year Ended June 30, 2016

	<u>Budgeted Amounts</u>		Variance with
	<u>Original &amp; Final</u>	<u>Actual</u>	Final Budget- Favorable (Unfavorable)
<b>REVENUES</b>			
<b>Local Sources</b>			
Property Taxes	499,604	499,316	(288)
Specific Ownership Taxes	27,475	40,631	13,156
Delinquent Taxes & Interest	300	403	103
E-Rate	-	3,899	3,899
Earnings on Investments	4,500	3,854	(646)
Other Local	<u>50,000</u>	<u>72,291</u>	<u>22,291</u>
<b>Total Local Revenues</b>	<u>581,879</u>	<u>620,394</u>	<u>38,515</u>
<b>County Sources</b>			
Mineral Leasing	<u>3,650</u>	<u>3,648</u>	<u>(2)</u>
<b>Total County Sources</b>	<u>3,650</u>	<u>3,648</u>	<u>(2)</u>
<b>State Sources</b>			
Equalization	2,073,611	2,746,265	672,654
Vocational Education	7,240	6,520	(720)
Read Act	-	7,247	7,247
Gifted & Talented – Pass Thru BOCES	7,500	9,326	1,826
Transportation	26,000	26,775	775
Small Rural School	116,503	33,714	(82,789)
Additional At Risk Funding	-	1,439	1,439
Library Grant	<u>3,500</u>	<u>3,200</u>	<u>(300)</u>
<b>Total State Sources</b>	<u>2,234,354</u>	<u>2,834,486</u>	<u>600,132</u>
<b>Federal Sources</b>			
Vocational Education Local Pass Thru - Carl Perkins	6,000	2,624	(3,376)
Race to the Top	-	215	215
Forest Reserve	<u>-</u>	<u>6,112</u>	<u>6,112</u>
<b>Total Federal Sources</b>	<u>6,000</u>	<u>8,951</u>	<u>2,951</u>
<b>TOTAL REVENUES</b>	<u>2,825,883</u>	<u>3,467,479</u>	<u>641,596</u>
<b>EXPENDITURES</b>			
<b>Instruction</b>			
Salaries	1,199,233	1,178,393	20,840
Employee Benefits	293,790	271,397	22,393
Purchase Services-Professional	-	14,118	(14,118)
Purchase Services – Property	17,000	2,827	14,173
Purchase Services – Other	207,100	159,937	47,163
Supplies & Materials	305,100	235,747	69,353
Property	110,000	111,046	(1,046)
Other	<u>-</u>	<u>2,952</u>	<u>(2,952)</u>
<b>Total Instruction</b>	<u>2,132,223</u>	<u>1,976,417</u>	<u>155,806</u>

The accompanying notes are an integral part of these financial statements.

BRANSON SCHOOL DISTRICT RE-82  
GENERAL FUND  
SCHEDULE OF REVENUES, EXPENDITURES AND  
CHANGES IN FUND BALANCE  
BUDGET AND ACTUAL  
Fiscal Year Ended June 30, 2016

	<u>Budgeted Amounts</u>	<u>Actual</u>	Variance with Final Budget- Favorable (Unfavorable)
	<u>Original &amp; Final</u>		
<u>Support Services</u>			
<u>Students</u>			
Salaries	114,000	113,007	993
Employee Benefits	40,000	39,033	967
Purchased Services-Other	-	1,696	(1,696)
Supplies and Materials	<u>3,000</u>	<u>5,563</u>	<u>(2,563)</u>
<u>Total Pupil Services</u>	<u>157,000</u>	<u>159,299</u>	<u>(2,299)</u>
<u>Instructional Staff</u>			
Salaries	44,800	44,727	73
Employee Benefits	9,000	9,125	(125)
Purchased Services-Other	4,000	1,134	2,866
Supplies and Materials	<u>7,500</u>	<u>4,617</u>	<u>2,883</u>
<u>Total Instructional Staff</u>	<u>65,300</u>	<u>59,603</u>	<u>5,697</u>
<u>General Administration</u>			
Salaries	125,000	125,394	(394)
Employee Benefits	19,500	17,954	1,546
Purchased Services – Professional	6,000	-	6,000
Purchased Services – Property	3,000	4,134	(1,134)
Purchased Services – Other	13,000	12,292	708
Supplies and Materials	1,500	384	1,116
Other	<u>3,000</u>	<u>-</u>	<u>3,000</u>
<u>Total General Administration</u>	<u>171,000</u>	<u>160,158</u>	<u>10,842</u>
<u>School Administration</u>			
Salaries	86,000	91,015	(5,015)
Employee Benefits	30,000	25,352	4,648
Purchased Services-Professional	23,000	8,818	14,182
Purchased Services-Property	3,000	2,893	107
Purchased Services-Other	71,000	47,053	23,947
Supplies and Materials	10,000	5,770	4,230
Property	2,000	-	2,000
Other Objects	<u>5,000</u>	<u>1,231</u>	<u>3,769</u>
<u>Total School Administration</u>	<u>230,000</u>	<u>182,132</u>	<u>47,868</u>

The accompanying notes are an integral part of these financial statements.

BRANSON SCHOOL DISTRICT RE-82  
GENERAL FUND  
SCHEDULE OF REVENUES, EXPENDITURES AND  
CHANGES IN FUND BALANCE  
BUDGET AND ACTUAL  
Fiscal Year Ended June 30, 2016

<u>Supporting Services (Continued)</u>	<u>Budgeted Amounts</u>		Variance with
	<u>Original &amp; Final</u>	<u>Actual</u>	Final Budget- Favorable (Unfavorable)
<u>Business Services</u>			
Salaries	53,000	53,079	(79)
Employee Benefits	25,000	22,872	2,128
Purchased Services – Professional	-	90	(90)
Purchased Services - Other	<u>1,000</u>	<u>-</u>	<u>1,000</u>
<u>Total Business Services</u>	<u>79,000</u>	<u>76,041</u>	<u>2,959</u>
<u>Operations and Maintenance</u>			
Salaries	36,400	37,875	(1,475)
Employee Benefits	15,000	15,630	(630)
Purchased Services-Professional	2,500	10,784	(8,284)
Purchased Services-Property	18,200	23,129	(4,929)
Purchased Services-Other	50,000	28,903	21,097
Supplies and Materials	<u>68,000</u>	<u>55,202</u>	<u>12,798</u>
<u>Total Operations and Maintenance</u>	<u>190,100</u>	<u>171,523</u>	<u>18,577</u>
<u>Pupil Transportation Services</u>			
Salaries	17,000	14,500	2,500
Employee Benefits	7,000	5,132	1,868
Purchased Services-Other	30,000	44,909	(14,909)
Supplies and Materials	<u>35,000</u>	<u>20,200</u>	<u>14,800</u>
<u>Total Pupil Transportation Service</u>	<u>89,000</u>	<u>84,741</u>	<u>4,259</u>
<u>Central Support</u>			
Salaries	72,000	72,000	-
Employee Benefits	100,000	40,206	59,794
Purchased Services – Professional	2,500	-	2,500
Purchased Services-Other	<u>70,000</u>	<u>24,799</u>	<u>45,201</u>
<u>Total Central Support</u>	<u>244,500</u>	<u>137,005</u>	<u>107,495</u>
<u>Community Services</u>			
Other	<u>-</u>	<u>377</u>	<u>(377)</u>
<u>Total Community Services</u>	<u>-</u>	<u>377</u>	<u>(377)</u>
<u>Total Support Services</u>	<u>1,225,900</u>	<u>1,030,879</u>	<u>195,021</u>

The accompanying notes are an integral part of these financial statements.

BRANSON SCHOOL DISTRICT RE-82  
GENERAL FUND  
SCHEDULE OF REVENUES, EXPENDITURES AND  
CHANGES IN FUND BALANCE  
BUDGET AND ACTUAL  
Fiscal Year Ended June 30, 2016

	<u>Budgeted Amounts</u>		Variance with
	<u>Original &amp; Final</u>	<u>Actual</u>	Final Budget- Favorable <u>(Unfavorable)</u>
<u>Appropriated Reserve</u>	<u>238,479</u>	<u>-</u>	<u>238,479</u>
<u>TOTAL EXPENDITURES</u>	<u>3,596,602</u>	<u>3,007,296</u>	<u>589,306</u>
<u>Revenues Over (Under) Expenditures</u>	<u>(770,719)</u>	<u>460,183</u>	
<u>Other Financing Sources (Uses)</u>			
Operating Transfers Out	<u>(45,000)</u>	<u>(74,500)</u>	<u>(29,500)</u>
<u>Total Other Financing Sources (Uses)</u>	<u>(45,000)</u>	<u>(74,500)</u>	<u>(29,500)</u>
<u>Revenues Over (Under) Other Financing Sources (Uses) and Expenditures</u>	<u>(815,719)</u>	<u>385,683</u>	
<u>Fund Balance, Beginning</u>	<u>815,719</u>	<u>154,443</u>	
<u>Fund Balance, Ending</u>	<u>-</u>	<u>540,126</u>	

The accompanying notes are an integral part of these financial statements.

BRANSON SCHOOL DISTRICT RE-82  
 SCHEDULE OF PROPORTIONATE SHARE OF NET PENSION LIABILITY  
 For The Last 10 Fiscal Years (As Available)

	2016	2015	2014	2013	2012	2011	2010	2009	2008	2007
District's proportion of the net pension liability (asset)	0.0391%	0.0410%	0.0416%	-	-	-	-	-	-	-
District's proportionate share of the net pension liability (asset)	\$5,974,140	\$5,551,919	\$5,308,026	-	-	-	-	-	-	-
District's covered-employee payroll	\$1,677,697	\$1,710,570	\$1,696,375	-	-	-	-	-	-	-
District's proportionate share of the net pension liability (asset) as a percentage of its covered-employee payroll	356%	325%	313%	-	-	-	-	-	-	-
Plan fiduciary net position as a percentage of the total pension liability	59.2%	62.80%	64.06%	-	-	-	-	-	-	-

The accompanying notes are an integral part of these financial statements.

BRANSON SCHOOL DISTRICT RE-82  
 SCHEDULE OF DISTRICT CONTRIBUTIONS  
 For The Last 10 Fiscal Years (As Available)

	2016	2015	2014	2013	2012	2011	2010	2009	2008	2007
Contractually required contributions	\$ 297,725	\$ 288,778	\$ 273,157	\$ 246,595	-	-	-	-	-	-
Contributions in relation to the contractually required contributions	<u>\$ (297,725)</u>	<u>\$ (288,778)</u>	<u>\$ (273,157)</u>	<u>\$ (246,595)</u>	-	-	-	-	-	-
Contribution deficiency (excess)	\$ -	\$ -	\$ -	\$ -	-	-	-	-	-	-
District's covered-employee payroll	\$1,677,697	\$1,710,570	\$1,696,375	\$1,634,251	-	-	-	-	-	-
Contributions as a percentage of covered-employee payroll	17.75%	16.88%	16.10%	15.09%	-	-	-	-	-	-

The accompanying notes are an integral part of these financial statements.

COMBINING AND INDIVIDUAL FUND STATEMENTS AND OTHER SCHEDULES

### Special Revenue Fund

The Special Revenue Fund accounts for revenues that are legally restricted to expenditure for specific purposes.

Food Services – This fund accounts for all financial activities associated with the District’s school breakfast and lunch programs.

Designated Purpose Grant Fund – This fund is provided to maintain a separate accounting for federal and state grant funded programs.

### Capital Project Funds

Capital Reserve Capital Project Fund – This fund accounts for the acquisition of sites, buildings, equipment and vehicles.

### Fiduciary Fund Types

Agency Fund – Student Activity Fund – This fund is used to account for amounts held in a fiduciary capacity for student clubs and organizations.

BRANSON SCHOOL DISTRICT RE-82  
 COMBINING BALANCE SHEET  
 NONMAJOR GOVERNMENTAL FUNDS  
 June 30, 2016

	<u>Special Revenue Funds</u>		<u>Capital Projects Fund</u>	<u>Total Non-Major Governmental Funds</u>
	<u>Food Services</u>	<u>Designated Purpose Grant</u>	<u>Capital Reserve Capital Projects</u>	
<b><u>ASSETS</u></b>				
Cash	6,363	449	5	6,817
Due From Other Funds	-	-	-	-
Accounts Receivable	3,403	5,320	-	8,723
Inventory	<u>741</u>	<u>-</u>	<u>-</u>	<u>741</u>
<u>Total Assets</u>	<u>10,507</u>	<u>5,769</u>	<u>5</u>	<u>16,281</u>
<b><u>LIABILITIES</u></b>				
Accounts Payable	-	-	-	-
Accrued Salaries Payable	6,531	5,513	-	12,044
Due To Other Funds	-	-	-	-
Unearned Grant Receipts	<u>-</u>	<u>256</u>	<u>-</u>	<u>256</u>
<u>Total Liabilities</u>	<u>6,531</u>	<u>5,769</u>	<u>-</u>	<u>12,300</u>
<b><u>FUND BALANCES:</u></b>				
Nonspendable:				
Inventories	741	-	-	741
Restricted for:				
Food Services	3,235	-	-	3,235
Committed for:				
Capital Outlay	<u>-</u>	<u>-</u>	<u>5</u>	<u>5</u>
<u>Total Fund Balances</u>	<u>3,976</u>	<u>-</u>	<u>5</u>	<u>3,981</u>
<b><u>TOTAL LIABILITIES &amp; FUND BALANCES</u></b>	<u>10,507</u>	<u>5,769</u>	<u>5</u>	<u>16,281</u>

The accompanying notes are an integral part of these financial statements.

BRANSON SCHOOL DISTRICT RE-82  
 COMBINING STATEMENT OF REVENUES, EXPENDITURES, AND CHANGES IN FUND BALANCES  
 NONMAJOR GOVERNMENTAL FUNDS  
 Fiscal Year Ended June 30, 2016

	<u>Special Revenue Funds</u>		<u>Capital Projects Fund</u>	<u>Total Non-Major Governmental Funds</u>
	<u>Food Services</u>	<u>Designated Purpose Grant</u>	<u>Capital Reserve Capital Projects</u>	
<u>REVENUES</u>				
Earnings on Investments	-	-	-	-
Local Sources	11,300	-	-	11,300
State Sources	581	332	-	913
Federal Sources	29,470	44,692	-	74,162
<u>Total Revenues</u>	<u>41,351</u>	<u>45,024</u>	<u>-</u>	<u>86,375</u>
<u>EXPENDITURES</u>				
Current:				
Instruction	-	44,692	-	44,692
Pupil Support Services	-	332	-	332
Food Services	86,141	-	-	86,141
Capital Outlay	-	-	29,995	29,995
<u>Total Expenditures</u>	<u>86,141</u>	<u>45,024</u>	<u>29,995</u>	<u>161,160</u>
<u>EXCESS (DEFICIENCY) OF REVENUES OVER (UNDER) EXPENDITURES</u>				
	(44,790)	-	(29,995)	(74,785)
<u>OTHER FINANCING SOURCES (USES)</u>				
Transfer In (Out)	44,500	-	30,000	74,500
<u>Total Other Financing Sources (Uses)</u>	<u>44,500</u>	<u>-</u>	<u>30,000</u>	<u>74,500</u>
<u>NET CHANGE IN FUND BALANCES</u>	(290)	-	5	(285)
<u>FUND BALANCES, Beginning</u>	4,266	-	-	4,266
<u>FUND BALANCES, Ending</u>	<u>3,976</u>	<u>-</u>	<u>5</u>	<u>3,981</u>

The accompanying notes are an integral part of these financial statements.

BRANSON SCHOOL DISTRICT RE-82  
FOOD SERVICES – SPECIAL REVENUE FUND  
SCHEDULE OF REVENUES, EXPENDITURES AND CHANGES IN FUND BALANCE  
BUDGET (GAAP BASIS) AND ACTUAL  
Fiscal Year Ended June 30, 2016

	<u>Budgeted Amounts</u>	<u>Actual</u>	Variance with Final Budget- Favorable (Unfavorable)
	<u>Original &amp; Final</u>		
<u>REVENUES</u>			
<u>Local Sources</u>			
Food Sales	15,500	11,300	(4,200)
<u>Total Local Sources</u>	<u>15,500</u>	<u>11,300</u>	<u>(4,200)</u>
<u>State Sources</u>			
State Match	250	278	28
Breakfast Expansion	300	129	(171)
PK Reduced Lunches	-	174	174
<u>Total State Sources</u>	<u>550</u>	<u>581</u>	<u>31</u>
<u>Federal Sources</u>			
School Lunches	22,500	27,825	5,325
Commodities	-	1,645	1,645
<u>Total Federal Sources</u>	<u>22,500</u>	<u>29,470</u>	<u>6,970</u>
<u>TOTAL REVENUES</u>	<u>38,550</u>	<u>41,351</u>	<u>2,801</u>
<u>EXPENDITURES</u>			
<u>Food Services</u>			
Salaries	25,000	24,288	712
Employee Benefits	17,500	17,039	461
Purchased Services - Other	200	-	200
Food and Milk	37,416	39,949	(2,533)
Supplies and Materials	2,700	4,865	(2,165)
<u>TOTAL EXPENDITURES</u>	<u>82,816</u>	<u>86,141</u>	<u>(3,325)</u>
<u>REVENUES OVER (UNDER) EXPENDITURES</u>	(44,266)	(44,790)	
<u>OTHER FINANCING SOURCES (USES)</u>			
Operating Transfers In	40,000	44,500	4,500
<u>TOTAL OTHER FINANCING SOURCES (USES)</u>	<u>40,000</u>	<u>44,500</u>	<u>4,500</u>
<u>REVENUES OVER (UNDER) OTHER FINANCING SOURCES (USES) AND EXPENDITURES</u>	(4,266)	(290)	
<u>FUND BALANCE, BEGINNING</u>	<u>4,266</u>	<u>4,266</u>	
<u>FUND BALANCE, ENDING</u>	<u>-</u>	<u>3,976</u>	

The accompanying notes are an integral part of these financial statements.

BRANSON SCHOOL DISTRICT RE-82  
GOVERNMENTAL DESIGNATED – PURPOSE GRANTS - SPECIAL REVENUE FUND  
SCHEDULE OF REVENUES, EXPENDITURES AND  
CHANGES IN FUND BALANCE  
BUDGET (GAAP BASIS) AND ACTUAL  
Fiscal Year Ended June 30, 2016

	<u>Budgeted Amounts</u> <u>Original &amp; Final</u>	<u>Actual</u>	Variance with Final Budget- Favorable (Unfavorable)
<u>REVENUES</u>			
State Source	588	332	(256)
Federal Source	<u>67,373</u>	<u>44,692</u>	<u>(22,681)</u>
<u>Total Revenues</u>	<u>67,961</u>	<u>45,024</u>	<u>(22,937)</u>
<u>EXPENDITURES</u>			
<u>Instruction</u>			
Salaries	29,687	29,057	630
Employee Benefits	9,000	9,956	(956)
Purchased Services – Other	5,000	-	5,000
Supplies and Materials	<u>24,274</u>	<u>5,679</u>	<u>18,595</u>
<u>Total Instruction</u>	<u>67,961</u>	<u>44,692</u>	<u>23,269</u>
<u>Support Services</u>			
<u>Pupil Support Services</u>			
Supplies and Materials	-	<u>332</u>	<u>(332)</u>
<u>Total Pupil Support Services</u>	-	<u>332</u>	<u>(332)</u>
<u>Total Support Services</u>	-	<u>332</u>	<u>(332)</u>
<u>Total Expenditures</u>	<u>67,961</u>	<u>45,024</u>	<u>22,937</u>
<u>Revenues Over (Under) Expenditures</u>	-	-	
<u>FUND BALANCE, Beginning</u>	-	-	
<u>FUND BALANCE, Ending</u>	-	-	

The accompanying notes are an integral part of these financial statements.

BRANSON SCHOOL DISTRICT RE-82  
 CAPITAL RESERVE CAPITAL PROJECTS FUND  
 SCHEDULE OF REVENUES, EXPENDITURES AND  
 CHANGES IN FUND BALANCE  
 BUDGET (GAAP BASIS) AND ACTUAL  
 Fiscal Year Ended June 30, 2016

	<u>Budgeted Amounts</u>	<u>Actual</u>	<u>Variance with Final Budget- Favorable (Unfavorable)</u>
	<u>Original &amp; Final</u>		
<u>REVENUES</u>			
<u>Total Revenues</u>	-	-	-
<u>EXPENDITURES</u>			
Building Improvements	5,000	-	5,000
Transportation	25,000	29,995	(4,995)
<u>Total Expenditures</u>	<u>30,000</u>	<u>29,995</u>	<u>5</u>
<u>Revenues Over (Under) Expenditures</u>	(30,000)	(29,995)	
<u>Other Financing Sources (Uses)</u>			
Operating Transfers	30,000	30,000	-
<u>Total Other Financing Sources (Uses)</u>	<u>30,000</u>	<u>30,000</u>	<u>-</u>
<u>Revenues Over (Under) Other Financing Sources (Uses) and Expenditures</u>	-	5	
<u>FUND BALANCE, Beginning</u>	-	-	
<u>FUND BALANCE, Ending</u>	<u>-</u>	<u>5</u>	

The accompanying notes are an integral part of these financial statements.

BRANSON SCHOOL DISTRICT RE-82  
 SCHEDULE OF CHANGES IN ASSETS AND LIABILITIES  
 FIDUCIARY FUND  
 Fiscal Year Ended June 30, 2016

---

	<u>Balance</u> <u>7-1-2015</u>	<u>Agency Funds</u> <u>Student Activity</u>		<u>Balance</u> <u>6-30-2016</u>
		<u>Additions</u>	<u>Deductions</u>	
<u>ASSETS</u>				
Cash	<u>16,348</u>	<u>24,407</u>	<u>29,902</u>	<u>10,853</u>
<u>LIABILITIES</u>				
Deposits Held for Others	<u>16,348</u>	<u>24,407</u>	<u>29,902</u>	<u>10,853</u>

The accompanying notes are an integral part of these financial statements.

BRANSON SCHOOL DISTRICT RE-82  
 SCHEDULE OF RECEIPTS AND DISBURSEMENTS  
 BUDGET (GAAP BASIS) AND ACTUAL  
 FIDUCIARY FUNDS  
 Fiscal Year Ended June 30, 2016

---

	Agency Funds		Variance with Final Budget- Favorable (Unfavorable)
	Student Activity		
	Budgeted Amounts Original & Final	Actual	
<u>ADDITIONS</u>			
Local Receipts	<u>20,000</u>	<u>24,407</u>	<u>4,407</u>
<u>DEDUCTIONS</u>			
Disbursements	<u>36,348</u>	<u>29,902</u>	<u>6,446</u>
 <u>CHANGES IN DUE TO STUDENT GROUPS</u>			
<u>DUE TO STUDENT GROUPS, Beginning</u>	(16,348)	(5,495)	
<u>DUE TO STUDENT GROUPS, Ending</u>	<u>16,348</u>	<u>16,348</u>	
<u>DUE TO STUDENT GROUPS, Ending</u>	<u>—</u>	<u>10,853</u>	

The accompanying notes are an integral part of these financial statements.

STATE REQUIRED SCHEDULES

Auditor's Integrity Report (Revenues, Expenditures, and Fund Balance by Fund)

Bolded Balance Sheet



**Colorado Department of Education**  
**Auditors Integrity Report**  
 District: 1750 - BRANSON REORGANIZED 82  
 Fiscal Year 2015-16  
 Colorado School District/BOCES

Revenues, Expenditures, & Fund Balance by Fund

Fund Type & Number	Beg Fund Balance & Prior Per Adj (6880*)	1000 - 5999 Total Revenues & Other Sources	0001-0999 Total Expenditures & Other Uses	6700-6799 & Prior Per Adj (6880*) Ending Fund Balance
<b>Governmental</b>				
10 General Fund	154,443	3,392,979	3,007,296	540,126
18 Risk Mgmt Sub-Fund of General Fund	0	0	0	0
19 Colorado Preschool Program Fund	0	0	0	0
<b>Sub-Total</b>	<b>154,443</b>	<b>3,392,979</b>	<b>3,007,296</b>	<b>540,126</b>
11 Charter School Fund	0	0	0	0
20 26-29 Special Revenue Fund	0	0	0	0
21 Food Service Spec Revenue Fund	4,266	85,851	86,141	3,976
22 Govt Designated-Purpose Grants Fund	0	45,023	45,023	0
23 Pupil Activity Special Revenue Fund	0	0	0	0
24 Full Day Kindergarten Mill Levy Override	0	0	0	0
25 Transportation Fund	0	0	0	0
31 Bond Redemption Fund	0	0	0	0
39 Certificate of Participation (COP) Debt Service Fund	0	0	0	0
41 Building Fund	0	0	0	0
42 Special Building Fund	0	0	0	0
43 Capital Reserve Capital Projects Fund	0	30,000	26,995	5
<b>Totals</b>	<b>154,709</b>	<b>3,553,854</b>	<b>3,164,855</b>	<b>544,107</b>
<b>Proprietary</b>				
50 Other Enterprise Funds	0	0	0	0
64 (63) Risk-Related Activity Fund	0	0	0	0
80.65-69 Other Internal Service Funds	0	0	0	0
<b>Totals</b>	<b>0</b>	<b>0</b>	<b>0</b>	<b>0</b>
<b>Fiduciary</b>				
70 Other Trust and Agency Funds	0	0	0	0
72 Private Purpose Trust Fund	0	0	0	0
73 Agency Fund	0	0	0	0
74 Pupil Activity Agency Fund	16,348	24,407	29,902	10,853
79 GASB 34/Permanent Fund	0	0	0	0
85 Foundations	0	0	0	0
<b>Totals</b>	<b>16,348</b>	<b>24,407</b>	<b>29,902</b>	<b>10,853</b>

FINAL

\*If you have a prior period adjustment in any fund (Balance Sheet 6880), the amount of your priorperiod adjustment is added into both your ending and beginning fund balances on this report.



**Colorado Department of Education**  
**Bolded Balance Sheet Report**  
 District: 1750 - BRANSON REORGANIZED 82  
 Fiscal Year 2015-16  
 Colorado School District/BOCES

ASSETS	Governmental						Proprietary					Fiduciary			Totals
	General Funds 10,12-18	Charter School Fund 11	Preschool Fund 19	Food Service Special Revenue Fund 21	Special Revenue Funds 20, 22-29	Debt Service Funds 30-39	Capital Projects Funds 40-49	Other Enterprise Funds 50, 52-59	Risk-Related Activity Funds 63-64	Other Internal Service Funds 60	Trust & Agency Funds 70-79	Foundations Fund 85			
Cash and Investments (8100-8104,8111)	838,974	0	0	6,363	449	0	5	0	0	0	10,853	0	856,643		
Cash with Fiscal Agent (8105)	23,600	0	0	0	0	0	0	0	0	0	0	0	23,600		
Taxes Receivable (8121,8122)	13,624	0	0	0	0	0	0	0	0	0	0	0	13,624		
Interfund Loans Receivable (8131,8132)	0	0	0	0	0	0	0	0	0	0	0	0	0		
Grants Accounts Receivable (8142)	132	0	0	0	5,320	0	0	0	0	0	0	0	5,452		
Other Receivables (8151-8154,8161)	31,480	0	0	3,403	0	0	0	0	0	0	0	0	34,883		
Inventories (8171,8172,8173)	0	0	0	741	0	0	0	0	0	0	0	0	741		
Machinery and Equipment (8241,8242,8251)	0	0	0	0	0	0	0	0	0	0	0	0	0		
<b>Total Assets</b>	<b>907,809</b>	<b>0</b>	<b>0</b>	<b>10,507</b>	<b>5,769</b>	<b>0</b>	<b>5</b>	<b>0</b>	<b>0</b>	<b>0</b>	<b>10,853</b>	<b>0</b>	<b>934,943</b>		

	Governmental							Proprietary					Fiduciary	
	General Funds 10,12-18	Charter School Fund 11	Preschool Fund 19	Food Service Special Revenue Fund 21	Special Revenue Funds 20, 22-29	Debt Service Funds 30-39	Capital Projects Funds 40-49	Other Enterprise Funds 50, 52-59	Risk-Related Activity Funds 63-64	Other Internal Service Funds 60	Trust & Agency Funds 70-79	Foundations Fund 85	Totals	
<b>LIABILITIES &amp; FUND EQUITY</b>														
<b>LIABILITIES</b>														
Interfund Payables (7401,7402)	0	0	0	0	0	0	0	0	0	0	0	0	0	
Intergovernmental Payables (7411)	11,191	0	0	0	0	0	0	0	0	0	0	11,191	0	
Other Payables (7421-7423)	21,326	0	0	0	0	0	0	0	0	0	0	21,326	0	
Accrued Expenses (7461)	252,077	0	0	6,531	5,513	0	0	0	0	0	0	264,121	0	
Grants Deferred Revenue (7482)	83,089	0	0	0	256	0	0	0	0	0	0	83,346	0	
<b>Total Liabilities</b>	<b>367,683</b>	<b>0</b>	<b>0</b>	<b>6,531</b>	<b>5,769</b>	<b>0</b>	<b>0</b>	<b>0</b>	<b>0</b>	<b>0</b>	<b>0</b>	<b>379,983</b>	<b>0</b>	

