

SPEC SHEET + MEASUREMENTS



CornerStone® Tall Workwear Pro Short Sleeve Pocket Tee. TLCS440P

Product photo



You call in a pro when the job requires it. And that's exactly what you get with the Workwear Pro line. Dependable, long-lasting and built for the hardest work, these high-performance tees handle it all—at a great price.

- 5-ounce, 100% polyester
- Snag-proof
- Moisture-wicking
- Odor-fighting
- Chlorine-resistant
- UPF rating of 30
- Reinforced triple-needle stitching at shoulders and armholes
- Left chest pocket with integrated pen pocket
- Drop tail hem
- Tear-away label
- Rental-friendly

Sketches



front



back

Care Instructions Machine Wash Cold With Like Colors. Do Not Use Fabric Softener. Only Non-Chlorine Bleach, When Needed. Tumble Dry Low. Remove Promptly. Cool Iron, If Needed.

SPEC SHEET + MEASUREMENTS



CornerStone[®] Tall Workwear Pro Short Sleeve Pocket Tee. TLCS440P

PRODUCT MEASUREMENTS

	LT	XLT	2XLT	3XLT	4XLT
Body Length at Back	34	35	36	36 1/2	37
Chest	23 1/2	25	26 1/2	28 1/2	30 1/2
Sleeve Length from Center Back	21 1/2	21 7/8	22 3/8	22 7/8	23 1/2
Pocket Height	6	6	6	6	6 1/4
Pocket Width	5	5	5	5	5 1/4

Body Length at Back: Measured from high point shoulder to finished hem at back.

Chest: Measured across the chest one inch below armhole when laid flat.

Sleeve Length from Center Back: Measure from Center Back neck to shoulder point to sleeve hem.

Pocket Height: Measure from top to bottom at center.

Pocket Width: Measure from side to side at top edge.

SPEC SHEET + MEASUREMENTS

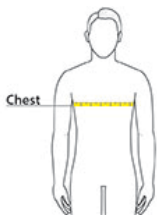


CornerStone[®] Tall Workwear Pro Short Sleeve Pocket Tee. TLCS440P

SIZE CHARTS

	LT	XLT	2XLT	3XLT	4XLT
Chest	41-43	44-46	47-49	50-53	54-57

HOW TO MEASURE








CHEST WIDTH

Measure under the arm and around the fullest part of the chest with arms down, keeping tape horizontal.

COLORS

Please note: PMS code information is shown only when an exact match is available.

				
Black BLACK C	Light Grey COOL GRAY 6C	Navy 532C	Royal 654C	Safety Yellow