



Next Level Apparel® Heavyweight Long Sleeve Tee NL7211



- 6.8-ounce, 100% combed ring spun cotton, 16 singles
- 1x1 rib knit crew neck collar and cuffs
- Shoulder to shoulder taping
- Drop shoulder
- Tear-away label
- Side seamed
- Oversized fit

CARE INSTRUCTIONS

Machine Wash Cold. Only Non-Chlorine Bleach When Needed.
Tumble Dry Low. Do Not Iron Decoration.



front



back

HOW TO MEASURE




CHEST WIDTH
Measure under the arm and around the fullest part of the chest with arms down, keeping tape horizontal.


SIZE CHART


	XS	S	M	L	XL	2XL	3XL
Chest	32-36	36-39	39-42	42-45	45-49	49-53	53-57


COLOR INFORMATION


Please note: PMS code information is shown only when an exact match is available.


Black



Bone


Clay



Graphite Black



Light Olive


Midnight Navy


Red


Shiitake


Tan


White