

Module 9: Your STR on Autopilot

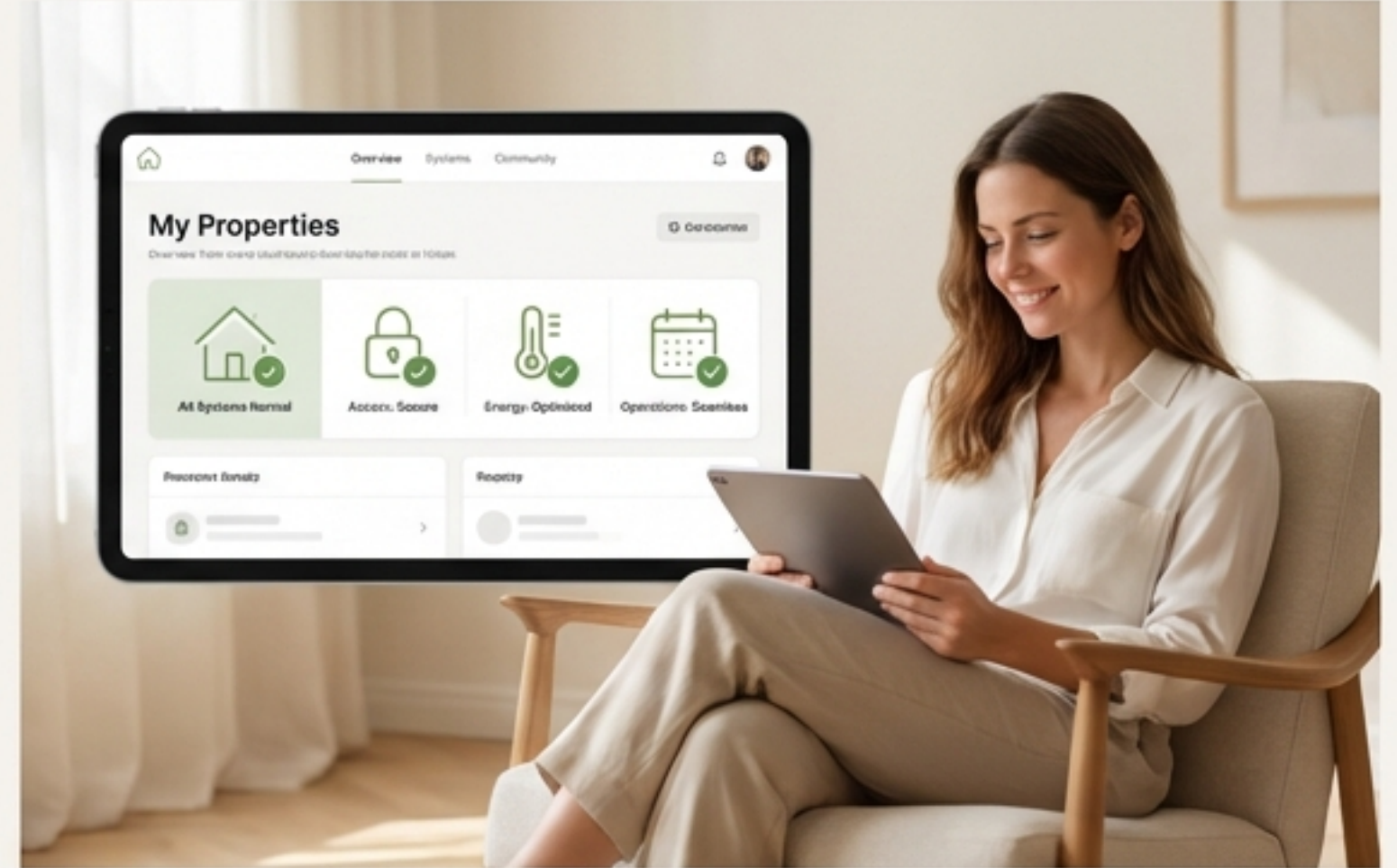
Run Your Rental Like a Remote,
Tech-Enabled Boutique Hotel

Manual Work Doesn't Scale. Smart Systems Do.



THE OLD WAY

- Late-night lockouts & key exchanges
- Party & noise complaints
- Sky-high energy bills
- Endless guest questions
- Cleaning coordination chaos



THE SMART WAY


- Automated Access
- Proactive Protection
- Optimized Efficiency
- Instant Answers
- Seamless Operations

Your Tech Transformation Roadmap



1. THE FOUNDATION:

Build Your Smart Home's Backbone



2. THE GUEST EXPERIENCE:

5-Star Tech for 5-Star Reviews



3. THE GUARDIAN SYSTEMS:

Protect Your Property & Profits 24/7



4. THE AUTOPILOT ENGINE:

Automate Operations & Communication

The Goal: A Prioritized Tech Stack You Can Implement Immediately.



Your Wi-Fi Is The Backbone Of Everything.


KEY TAKEAWAYS:

- **Invest in Reliability:** Your ISP's basic router isn't enough for multiple guests and devices. A strong mesh Wi-Fi system eliminates dead zones.
- **Choose One Ecosystem:** Pick a primary system (Google Home, Alexa, Apple Home) to minimize app-switching and compatibility headaches. Start hubless for simplicity; add a hub as you scale.
- **Plan for Scale:** Standardize your devices. What works for 1 property must work for 10. Avoid collecting random, incompatible gadgets.

ACTIONABLE STEPS:

- Use the Wi-Fi Coverage Checklist to map signal strength in every room.
- Audit your current devices: Are they from a dozen different brands?
- Decide on your primary ecosystem for all future purchases.

NEVER HANDLE A KEY AGAIN.



KEY TAKEAWAYS:

- **Keyless Entry is Non-Negotiable:** It's the highest ROI upgrade, eliminating key handovers, lockouts, and re-keying costs. It's a guest expectation.
- **Amenities Should Be Intuitive:** Smart TVs, simple climate control, and voice assistants should *reduce* friction, not add it.
- **Simplicity is the Goal:** The best tech is invisible. If a guest is confused by your lights or TV, the tech has failed.

ACTIONABLE STEPS:

- **Install a PMS-integrated smart lock** for automated, time-bound access codes.
- **Create a one-page 'Guest Tech Guide'** with Wi-Fi info and simple instructions (use our template!).
- **Walk through your property as a non-tech-savvy guest.** Can you easily turn on the TV and find Netflix?



Protect Your Property, Profits, and Peace of Mind

KEY TAKEAWAYS:

- **Prevent Parties Before They Start:** Privacy-safe noise monitors detect sustained high decibels, *not conversations*, giving you an early warning.
- **Control Your Biggest Expense:** Smart thermostats prevent energy misuse by setting temperature limits and turning off systems when the property is empty.
- **Catch Disasters Early:** A \$30 water leak sensor can save you from a \$10,000 repair bill. They are essential under every sink and near water heaters.

ACTIONABLE STEPS:

- **Install a noise monitoring device** and set up automated guest alerts. (Remember to disclose it in your listing!)
- **Set min/max temperature rules** on a smart thermostat to cap energy waste.
- **Place leak sensors** under every sink, behind toilets, and near the water heater/washing machine.

Connect Your Tech to Automate Your Operations.



KEY TAKEAWAYS:

- **Link Events to Actions:** Use smart triggers to connect your devices to your messaging and team management. Think: 'If This, Then That.'
- **Systematize Your Cleaning:** Automate cleaner scheduling based on checkouts. Use smart lock codes to verify their arrival and departure times.
- **Communicate Proactively:** Send timely, relevant messages triggered by guest actions (e.g., a 'Welcome!' message on first door unlock).

ACTIONABLE STEPS:

- Use the **Automation Trigger Planning Sheet** to map your first workflow (e.g., Checkout -> Notify Cleaner).
- Set up **unique, time-bound access codes** for your cleaning and maintenance teams.
- Draft and schedule **3 automated messages:** Pre-arrival, check-in, and checkout.

Don't Let Tech Become Your New Full-Time Job.




Mistake #1: The Gadget Graveyard



Buying cheap, unreliable devices from too many brands.

The Fix: Standardize on 2-3 trusted, well-reviewed brands.

Mistake #2: The Fortress of Confusion



Over-automating so guests can't perform basic functions like turning on a light.

The Fix: Keep critical functions simple with manual overrides (e.g., a physical switch).

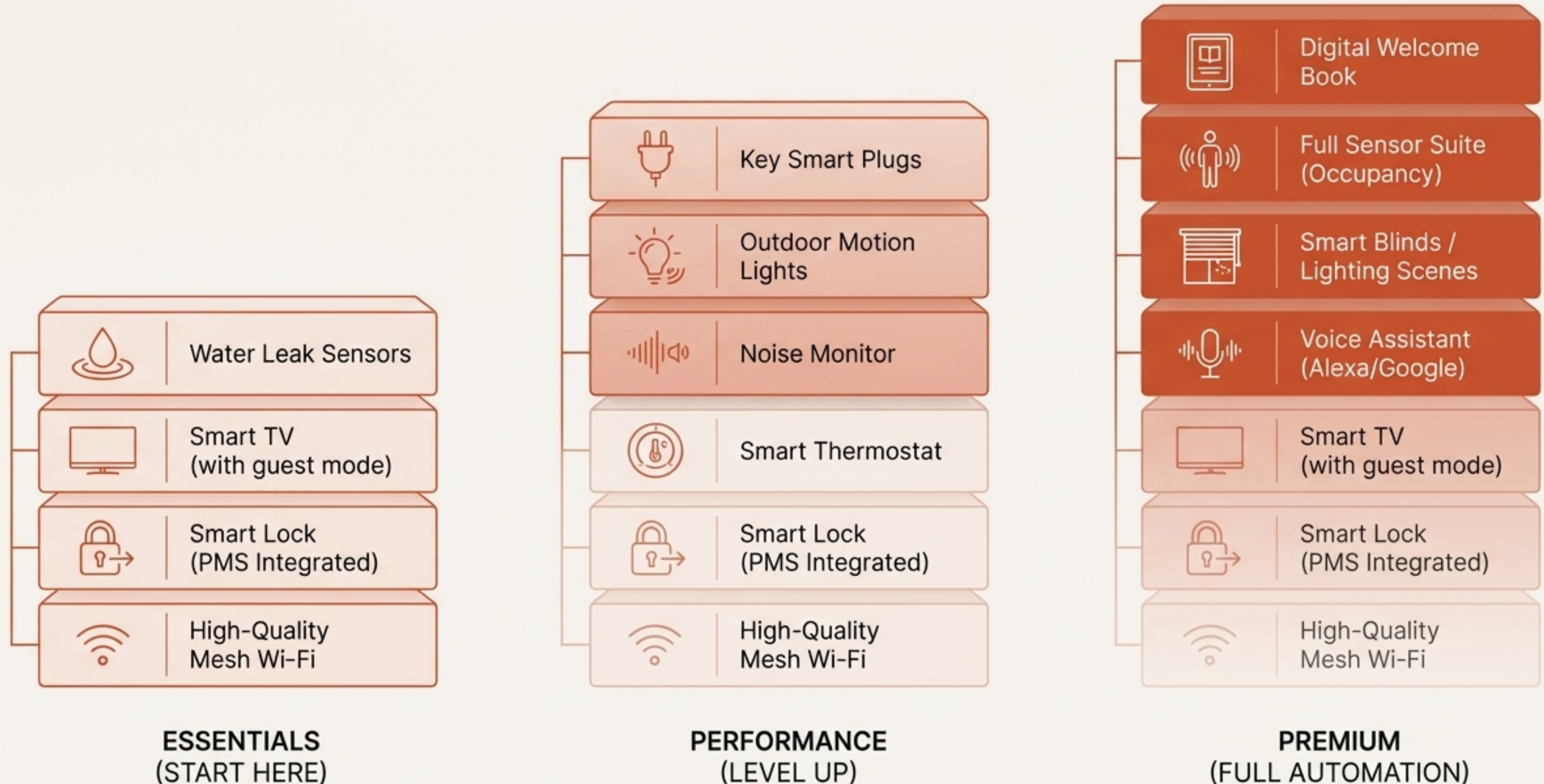
Mistake #3: The Weakest Link



A poor Wi-Fi foundation that causes everything else to fail randomly.

The Fix: Invest in a quality mesh router *before* you buy anything else.

Start Lean, Then Scale Your Stack



From Learning to Launch in 30 Days.

WEEK 1: AUDIT & PLAN

- Complete the **Wi-Fi Coverage Checklist**.
 - Use the **Smart Home Planning Template** to map your ideal stack (start with 'Essentials').
-

WEEK 2-3: PURCHASE & INSTALL

- Order your Top 2 priority devices (The Smart Lock is #1).
 - Install and thoroughly test them yourself.
-

WEEK 4: AUTOMATE & OPTIMIZE

- Build your first 2 automated messages using the **Automation Trigger Planning Sheet**.
- Create and print your one-page **Guest Tech Guide**.

Systematize to Scale. Automate to Accelerate.



WE COVERED:

- **The Foundation:** Why reliable infrastructure is everything.
- **The Guest Experience:** How smart, simple tech drives 5-star reviews.
- **The Guardian Systems:** Proactively protecting your asset and profits.
- **The Autopilot Engine:** Connecting your systems to run your business **for** you.
- **Your Action Plan:** The step-by-step roadmap to build your stack.


You've Built the System. Now, Let's Supercharge Your Business.

YOUR ASSIGNMENTS:



- Choose and order your first smart lock if you don't have one. This is your single most important step.
- Complete the Smart Home Infrastructure Planning Template.

WHAT'S NEXT



COMING UP NEXT:

- In Module 10, we'll dive into Advanced Financial Management and Scaling to a Portfolio.