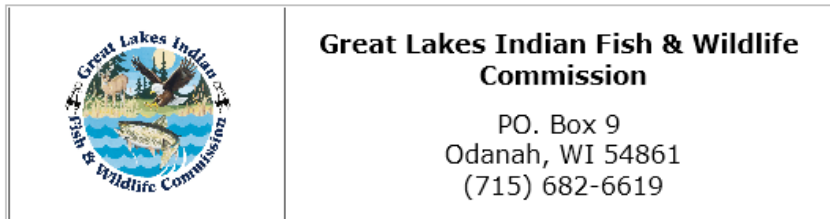


Self-issue Instructions for Camping Permits

May 2019

Permits for camping on National Forests and the Apostle Island National Lakeshore are now available online at glifwc.nagfa.net/online. National Forests include the Chequamegon-Nicolet, Ottawa, Hiawatha and the Huron-Manistee. A list of fee-exempt campgrounds and additional information about camping in National Forests is available here: data.glifwc.org/camping Please note, if you are camping in the Apostle Islands National Lakeshore, you will need to call the Park Service in advance of your visit to reserve your sites. To issue a permit, you will need your NAGFA ID # which can be found on a previously issued license. If you have never received an off-reservation license before, you will need to visit your tribe's registration station or natural resources department to set up an account and get your initial license.



2019-2020 Season

NAGFA ID #: 6366 **Tribe:** BRV

Name: JON DOE

Address: 777 Traditional Way Odanah, WI 54861

Phone: 715-123-4567 **Hunter Safety #:** 12345657

Remote Registration (deer, bear, turkey, crane): 1-844-234-5439 or glifwc.nagfa.net/online/

Remote Registration Instructions: glifwc.org/Regulations/remote.registration.pdf

CAMPING
National Forest Camping
Stamp# 224430

CAMPING
Apostle Islands Camping
Stamp# 224476

Please submit all harvest reports in a timely manner!

I do hereby agree to abide by all laws and regulations when exercising treaty rights within ceded territory. I accept this license with the understanding and agreement that it is non-transferable, non-refundable, confers no rights of trespass, must be carried while hunting or trapping and must display it upon demand.

See www.glifwc.org for more information.

Signature of Applicant: _____ Date: _____

2019-06-07

1) Login to glifwc.nagfa.net/online/ using your name and NAGFA ID:



Welcome to Online Licensing.
Please enter your name and NAGFA ID number to continue.

New License Registration	Sign In
	First Name <input type="text" value="jon"/>
	Last Name <input type="text" value="doe"/>
	NAGFA ID # <input type="text" value="••••"/>
	<input type="button" value="Continue"/>

2) Review your contact information and save any changes:

Personal Information

Please update licenseholder information (Missing required information)

Residency / Status: BRV
First Name: JANE
Middle Initial: A
Last Name: DOE
Suffix:
Birthdate: 12/12/2012
Company Name:
Address:
City:
State/Province:
Zip:
County:
Phone:
Email:

Hunter Safety #:
Trapper Identification #:
Advanced Hunter Safety/Marksmanship Certificate #:

I verify that personal information is updated and correct: YES

3) Select Issue Permits

Personal Information

Please verify your personal information.

Residency / Status: BRV
First Name MI Last Name Suffix: JON DOE
Birthdate: 09/15/1976
Address: 777 Traditional Way
City State/Province Zip: Odanah WI 54861
County:
Phone: 715-123-4567
Email: jon.doe@gill.net
Photo:
Hunter Safety # 12345657
Advanced Hunter Safety/Marksmanship Certificate # 123-45-6789
Trapper Identification # 7654321
I verify that personal information is updated and correct YES
Advanced Hunter Safety/Marksmanship

2019-2020 Season

Issue Permits

Harvest Reports

View Current License

View and print license, permits, and harvest reports

Personal Information

Edit Personal Information

Edit all personal license information

4) Under “Available Licenses”, select “CAMPING” as the license (1) and “National Forest Camping” as the permit (2) in the drop down menus, then “Select Permit” (3)

Select Permits - Payment - Finish

License ordering

Available Licenses

CAMPING 1	▼	National Forest Camping (No Vendor Limit) 2	▼
Select Permit 3			

[Back to Personal Information](#) [Cancel](#) [Next>>](#)

5) You should see the following page, select "Add Permit"

Select Permits - Payment - Finish

License ordering

Available Licenses

CAMPING Available Dates: 04/01/2019 - 03/31/2020
National Forest Camping Bag Limit: 1 - 1
Waiting Period: 0
Duration: 0

Fee: \$0.00
Bag Limit: 1
Effective Date: Immediately
Options:
Enter permit parameters and click "Add Permit" to add this permit to the license.

6) Repeat steps 4 and 5 for each desired permit, when all permits have been added, select "Next"

Select Permits - Payment - Finish

License ordering

Available Licenses

Select available license

Currently Requested Permits

CAMPING
National Forest Camping (NFC)

7) Select "Generate License" from the payment screen (all permits are free).

Select Permits - **Payment** - Finish

Payment

License Information

Enrollment Number: BRV01234
Residency / Status: BRV

JON DOE
777 Traditional Way
Odanah WI 54861
715-685-2125
jon.doe@gill.net

Order Summary

CAMPING - National Forest Camping (NFC) \$ 0.00

Effective Dates: 04/01/2019 - 03/31/2020


TOTAL: \$ 0.00

Back to Personal Information

Back to Stamps

Cancel


Generate License >>



8) Select "Print License". Be sure you sign and date your license and keep it with you while camping.

Select Permits - Payment - **Finish**

This is your issued license. You may print this page by clicking below.

	<p>Great Lakes Indian Fish & Wildlife Commission</p> <p>PO. Box 9 Odanah, WI 54861 (715) 682-6619</p>
---	--

2019-2020 Season

NAGFA ID #: 6366 **Tribe:** BRV
Name: JON DOE
Address: 777 Traditional Way Odanah, WI 54861
Phone: 715-685-2125 **Hunter Safety #:** 12345657
Remote Registration (deer, bear, turkey, crane): 1-844-234-5439 or glifwc.nagfa.net/online/
Remote Registration Instructions: glifwc.org/Regulations/remote.registration.pdf

CAMPING
National Forest Camping

Stamp# 224430 *The # used for the fee envelope*

Please submit all harvest reports in a timely manner!

I do hereby agree to abide by all laws and regulations when exercising treaty rights within ceded territory. I accept this license with the understanding and agreement that it is non-transferable, non-refundable, confers no rights of trespass, must be carried while hunting or trapping and must display it upon demand.

See www.glifwc.org for more information.

Signature of Applicant: _____ Date: _____

<<Back to Start **Print License** Harvest Reports>>

When you arrive at a National Forest Campground, please fill out the fee envelope at the entrance as follows, using the **Stamp#** printed on your camping permit:

Filling Out

****You do not need to place anything in the envelope. You DO need to fill out all of the required information.**

Forest Service Campground Fee Envelopes For Tribal Use

Recreation Fee Permit
 Detach this permit stub from envelope and display on vehicle dashboard this side up. If camping, attach permit to campsite post ensuring it is clearly visible.

USDA Forest Service

VALID ONLY AT THIS SITE FOR THE DAY(S) PAID BEGINNING:

Purchase Date: Date of registration

No. of Days Paid: Specify number of days registered for site.

Permit Stub No. 9033171

IMPORTANT: DETACH BELOW.

Recreation Fee Envelope
 TO VALIDATE, COMPLETE THE FOLLOWING

USDA Forest Service

U.S. currency and checks drawn on U.S. banks accepted. Please do not fold bills or checks. Make checks payable to USDA Forest Service.

1. Amount Enclosed 2. No. of Day(s) Paid 3. Time and Date Purchased

4. Vehicle License No. 5. State 6. Home Zip Code 7. Selected Camp Unit No. 8. No. in Party

9. Other Charges 10. Golden Age or Golden Access Passport No. 11. Planned Departure Date

1. Fill in "tribal permit" here.

2. Indicate number of days. Maximum is 14 days.

3. Fill in date of arrival

7. Unit # here

10. "Stamp #" from license

11. Specify departure date

Reference FSM 2330

After completing, detach permit stub and deposit envelope into box provided.

FS-2300-26a (9-2006)

Please fill in the requested information on the fee envelope to register.
 Tear off the envelope stub and attach to site post.

Please review the campground's posted rules and enjoy your visit!