

Quarterly Statement

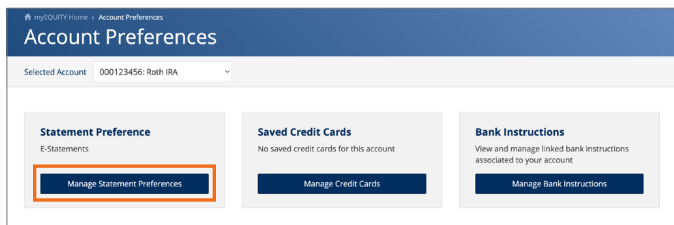


This guide provides details on each section of your Equity Trust quarterly statement, including how to locate your quarterly statement, read it, and understand the content. To request a copy of your statement, please email help@TrustETC.com, specifying year and quarter for your request.

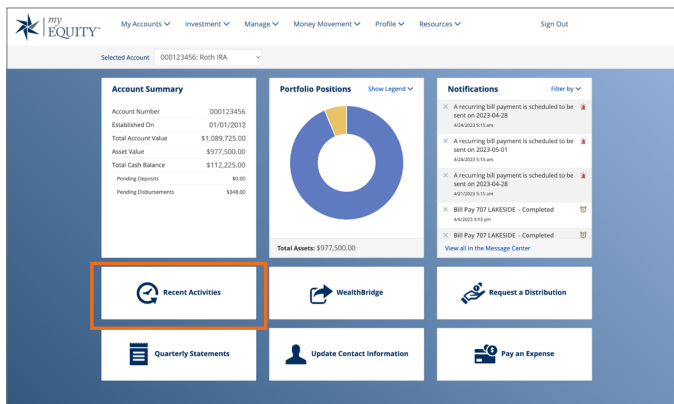
NOTE: A video walkthrough of the statement can be found [here](#).

LOCATING YOUR STATEMENT AND MANAGING DELIVERY PREFERENCES

1. Log into www.myEQUITY.com. Not registered or have trouble logging in? Use this [guide](#).
2. To change your delivery preference for the quarterly statements, click **Profile > Preferences**, and then **Manage Statement Preferences**.

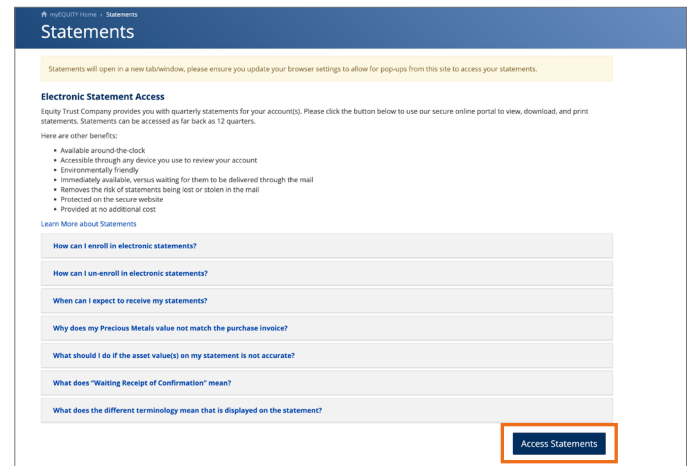


3. To locate your statements, click the dashboard tile titled "Quarterly Statements."



The next screen provides access to additional statement information, as well as Frequently Asked Questions.

4. Click "Access Statements."



You will be directed to a secure site where your quarterly statements are stored.

READING AND UNDERSTANDING YOUR QUARTERLY STATEMENT

Your quarterly statement offers a wealth of information about your self-directed IRA. Review the sections below for more details about the content of your Equity Trust Company quarterly statement.

Fee-related information, such as payment history or outstanding invoices, can be viewed at www.myEQUITY.com. Once logged in, click **My Accounts > Pay Fees**.

Messages and Announcements

This section contains important information, such as:

- Upcoming deadlines for transaction processing, taxes, or Required Minimum Distributions
- Holidays and office closure dates
- Equity Trust contact information

Equity Trust will provide details in this section that should be retained for future reference.

Messages and Announcements

The following quarterly statement reflects activity reported through September 30, 2023. To review current activity and any changes reflected after September 30, 2023, please log in to www.myequity.com. You can also access prior quarterly statements in myEQUITY. If you have any questions about your statement, please contact us at help@trustetc.com.

The most recent Fee Schedules and Custodial Account Agreement are available at <https://www.trustetc.com/custodial-agreement-fee-schedule/>. Please choose the applicable type of account from the options listed on the site. Also, Equity Trust's updated Right to Financial Privacy Notice can be found here: <https://www.trustetc.com/wp-content/uploads/2022/12/Equity-Trust-Company-Financial-Privacy-Notice-GLBA-FCRA-12-2022-FINAL.pdf>.

Please enroll in myEQUITY and select electronic delivery as your statement preference to avoid a paper statement fee. If you are not enrolled in myEQUITY and previously elected electronic statements on your application, we will be updating your delivery preference to paper delivery and a paper statement fee will be assessed. Click here to enroll: www.myequity.com

By enrolling in myEQUITY, you can review your account information, make certain investments, process transactions, and review recent quarterly statements and other messages applicable to your account. If you need help with enrolling in myEQUITY, please see our Client FAQs at <https://info.trustetc.com/myequity-FAQ>, and the enrollment guide at <https://info.trustetc.com/enroll>.

Finally, for free paper copies of the above-referenced documents, please contact our Customer Service Team at 1-888-382-4727.

Year-End Processing Deadlines

- Required Minimum Distributions (RMDs) are the minimum amounts you must withdraw from your retirement accounts each year. You generally must start taking withdrawals from your retirement accounts when you reach age 72 (or age 73 if you reached age 72 after Dec. 31, 2022).
 - Calculating your RMD can be done on our website at <https://info.trustetc.com/RMDCalculator>, or by speaking to your CPA, tax professional, or financial advisor.
 - RMDs can be processed directly online at www.myequity.com.
 - Processing by year end is not guaranteed for requests received after December 15, 2023. Additionally, distribution requests submitted via paper form after December 1, 2023, may be subject to a \$75 expedited processing fee. Forms can be found here: <https://info.trustetc.com/distribution-form>.
- Please provide Equity Trust Company with an updated investment valuation for all non-publicly traded assets held in your account by **November 15, 2023**. You may obtain a Fair Market Valuation (FMV) Form by visiting us at www.trustetc.com/fmv. Submit your completed and signed FMV Form by logging into www.myequity.com, then click on Manage and select Transaction Launcher. Please see the enclosed FAQ for more information.
 - Visit <https://info.trustetc.com/fmv> for a video with more details about updating the value of alternative assets in an IRA.

Account Activity Summary

This section details the activity values for the reported quarter, as well as the activity value year to date. You can also find details for listed beneficiaries and/or authorized third parties for your account.

Account Activity Summary			
The information shown below will be reported to the Internal Revenue Service at the appropriate reporting time. Please notify our office in writing of any discrepancy.			
	Current Period	Year-to-Date	
	10/01/2023 to 12/31/2023	01/01/2023 to 12/31/2023	
Beginning Market Value	\$30,000.00	\$50,000.00	
Investment Income	\$200.00	\$200.00	
Interest Earned on Cash Account	\$0.01	\$0.01	
Transfers in	\$25,000.00	\$25,000.00	
Investment Purchases Expenses	-\$24,000.00	-\$24,000.00	
Expenses and Fees	-\$100.00	-\$100.00	
Net Sweep Activity	-\$1,100.00	-\$900.00	
Change in Investment Value	\$30,000.00	\$30,000.00	
Ending Market Value on 12/31/2023	\$80,000.00	\$80,000.00	
Pending Investment Purchases	\$0.00	--	
Ending Market Value including Pending Investment Purchases	\$80,000.00	--	

Beneficiaries for this Account			Account Relationships	
Name	Primary / Secondary	Percentage	Name	Relationship
John Smith	Primary	100.00%	Third Party	Relationship Description

Transaction Activity

This section provides a report of the transactions completed in chronological date order for the reported quarter. You may see a transaction listed in both the Transaction Activity and the Investment Positions section of your statement. This does not indicate a duplicate transaction.

Transaction Activity				
Uninvested Cash Account				
Date	Description	Asset	Amount	Balance
	Beginning Balance on 10/01/2023			
10/30/2023	Check Deposit		\$25,000.00	\$0.00
	Transfer In -- Non Tax			
	SettleDate: 10/30/23			
11/01/2023	Credit Interest	CASH-INV	\$0.01	
	Interest Deposit Account	CASH-INV		
	Trade Date: 11/01/23, Settle Date: 11/01/23			
11/01/2023	Investment Purchase	Gold Eagle 1 oz	\$0.00	
	Settle Date: 11/01/23			
	12.000000000000000000000000 Shares @ \$2,000.00			
	Amount: -\$24,000.00			
11/01/2023	Wire Disbursement	Gold Eagle 1 oz	-\$24,000.00	
	Investment Purchase	XYZ1234567		
	ABC COMPANY			
12/1/2023	Check Disbursement	123 Main Street	-\$25.00	
	Expense Paid	ABC1234567		
	Payee			
12/2/2023	Check Disbursement	123 Main Street	-\$25.00	
	Expense Paid	ABC1234567		
	Payee			
12/13/2023	Check Deposit	123 Main Street	\$100.00	
	Rental Income	ABC1234567		
	SettleDate: 12/20/23			
12/13/2023	Check Disbursement	123 Main Street	-\$50.00	
	Expense Paid	ABC1234567		
	Payee			
12/21/2023	ACH Deposit	123 Main Street	\$100.00	
	Rental Income	ABC1234567		
	SettleDate: 12/22/23			

Asset Summary

This section provides an over-arching breakdown of the account. Information includes:

- What percentage of your account value is held in each asset category
- The total value of each category
- The total account value, including cash and assets

Asset Summary

End of Period	Percentage	Market Value
Cash	1.38%	\$1,100.00
Tangible Assets	36.12%	\$28,900.00
Real Estate	62.50%	\$50,000.00
Total Portfolio Market Value	100.00%	\$80,000.00

Transaction Activity Terminology

The chart below outlines terminology you may see on your quarterly statement, and how that activity type is defined.

TERM	DEFINITION
Transfers In & Transfers Out	Represents the value of cash and/or asset(s) that are transferred to Equity Trust Company from another custodian, or from Equity Trust Company to another custodian.
Asset Redemptions and Sales	The value of any assets sold or redeemed.
Change in Investment Value	Represents the change in the overall account value during the reporting period.
Distribution & In-Kind Distribution	The value of any withdrawals (cash or asset(s)) taken from the account personally, or issued to another custodian via a direct rollover. A negative value signifies outgoing funds. This may be a taxable event.
Expenses and Fees	Fees paid from the cash balance, as well as any bill payments. A negative value signifies outgoing funds.
Interest Earned on Cash Account	Interest earned on the cash balance held within the account.
Investment Income	Income earned from the investments held in the account.
Investment Purchases	The value of any investment purchases completed. A negative value signifies outgoing funds.
Journal Disbursement	The journal disbursement is used to represent the movement of cash within the IRA without generating a check, wire, or ACH.
Net Sweep Activity	<p>These transactions do not represent actual cash in or out of your account balance. These are internal movements done by Equity Trust.</p> <ul style="list-style-type: none"> • Sweep Buy: Equity Trust moving uninvested cash out of the account and into an interest bearing account. This is detailed as a negative dollar amount. • Sweep Sell: Equity Trust moving funds out of the interest-bearing account and into the ETC account so that cash can be used for a transaction. This is detailed as a positive dollar amount.
Other Activity	<p>Details any value or movement that does not fall under another category listed. Could include:</p> <ul style="list-style-type: none"> • Deliver Free: Removing an asset from your account or decreasing an asset's value; Does not represent a cash transaction. • Receive Free: Adding an asset to your account or increasing an asset's value; Does not represent a cash transaction. • Intra-Account Transfers: Represents the movement of an unsettled Precious Metals asset to a settled status. Will include the name and location of the chosen depository.
Rollovers and Contributions	The value of any assets rolled into the account and/or contributed personal funds.

Investment Positions

This section provides the details on all investments held in the account by asset category. You may see transactions listed in both the Transaction Activity and the Investment Positions section of your statement. This does not indicate a duplicate transaction.

Information found here includes:

- Asset number
- Beginning and ending balances
 - » If an asset is removed from an account, due to a sale or other transaction, it will not be reported in this section. See the Transaction Activity section for details of a recently removed asset.
- Price per share/units owned
- All transactions that were conducted for that asset during the reported period.
 - » Bill pays, capital calls, dividends earned, etc.
- For accounts holding precious metals, an Intra-Account Transfer may be reflected in the Investment Positions section, confirming the metals position has been received by the depository of choice.

Assets with Action Required

This section will appear on your statement if there is an outstanding action required for an asset on your account. For an asset to reflect as settled on the quarterly statement and no longer requiring action, documentation confirming your Equity Trust account's ownership of the asset is required.

To review the necessary documentation based on the type of asset, [click here](#).

For accounts holding precious metals, this section will display any precious metals that have not yet been received by the depository for safekeeping.

Assets With Action Required			
Asset ID	Asset Description	Status	Waiting On
ABC1234567	123 Main Street	Unsettled	Recorded Deed
XYZ1234567	1oz Gold Eagle	Unsettled	Waiting on Receipt of Metals at Depository

If you believe any of the information represented on your statement is incorrect, please contact Equity Trust Company at (888) 382-4727 or email us at help@TrustETC.com.

Still have questions about your quarterly statement? [Access our statement FAQs](#).

Investment Positions						
Tangible Assets						
XYZ1234567 1 oz Gold Bar						
Date	Activity	Price per share/ Unit Price	Number of Shares/Units/Dollars	Transaction Amou	Market Value	
	Beginning Balance		0.000000000000000000	-24,000.00		
11/01/2023	Wire Disbursement Investment Purchase ABC COMPANY	2,000.00	0.000000000000000000			
11/01/2023	Investment Purchase Settle Date: 11/01/23 12.000000000000000000 Shares @ \$2000.00	2,000.00	12.000000000000000000	-24,000.00		
	Amount : -24,000.00					
	Ending Balance		12.000000000000000000		\$28,900.00	
Real Estate						
ABC1234567 123 Main Street						
Date	Activity	Price per share/ Unit Price	Number of Shares/Units/Dollars	Transaction Amou	Market Value	
	Beginning Balance		50,000.000000000000000000		\$50,000.00	
12/1/2023	Check Disbursement Expense Paid Payee	1.00	0.000000000000000000	-25.00		
12/2/2023	Check Disbursement Expense Paid Payee	1.00	0.000000000000000000	-25.00		
12/13/2023	Check Deposit Rental Income SettleDate: 12/20/23	1.00	0.000000000000000000	100.00		
12/13/2023	Check Disbursement Expense Paid Payee	1.00	0.000000000000000000	-50.00		
12/20/2023	ACH Deposit Rental Income SettleDate: 12/22/23	1.00	0.000000000000000000	100.00		
	Ending Balance		50,000.000000000000000000		\$50,000.00	

Equity Trust Company is a directed custodian and does not provide tax, legal or investment advice. Any information communicated by Equity Trust is for educational purposes only, and should not be construed as tax, legal or investment advice. Whenever making an investment decision, please consult with your tax attorney or financial professional.