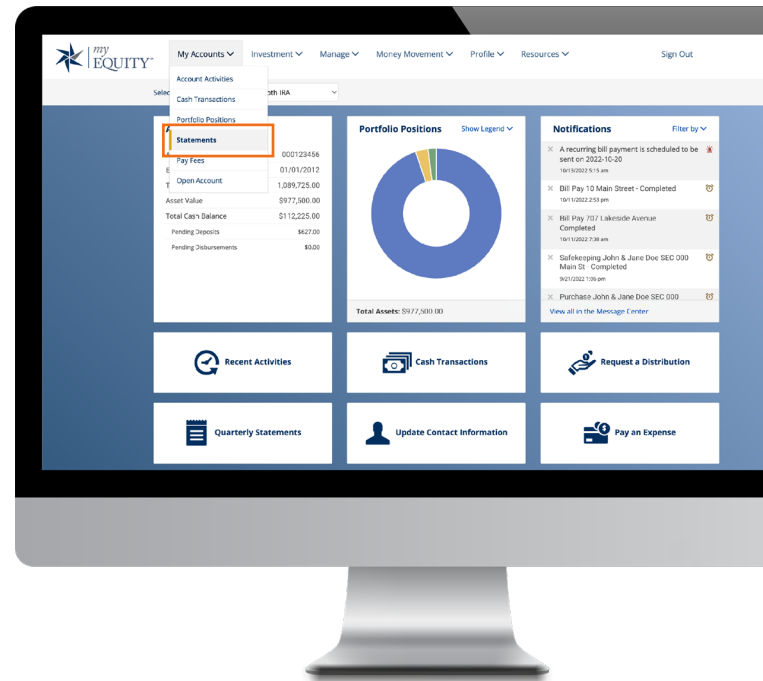


eStatements



The new eStatement interface offers a streamlined layout, as well as search and filter options.

By utilizing the various date filters and search criteria as shown below, you can easily access the specific statement you are looking for.



ACCESSING ESTATEMENTS

myEQUITY provides access to a full 12 quarters of historical statements.

When you first access the eStatement interface, you will see the screen below; please ensure that the “All Dates” box is checked:

Search Documents

Document Type

Quarterly Statements

Upload Date

mm/dd/yyyy

thru

mm/dd/yyyy

☒ All Dates

Search

Contact ID 123456

▼Show Fewer Search Options

Additional Search Criteria

Search By

Criteria

+

x

Documents

Hide Search

Date	Contact ID	Document Type	Account Number	Year	Quarter	Statement Period	Role
7/13/2022	123456	Quarterly Statements	000123456	2022	Q2	04/01/2022-06/30/2022	Owner
4/19/2022	123456	Quarterly Statements	000123456	2022	Q1	01/01/2022-03/31/2022	Owner
1/24/2022	123456	Quarterly Statements	000123456	2021	Q4	10/01/2021-12/31/2021	Owner

1

20

Items: 1-3 of 3

You can search by Account Number, Quarter, Statement Period, Year, Role, or any combination of these criteria.

You also have the ability to choose “Equals”, “Starts with (wildcard)”, or “Multiple” for all of the selections mentioned above. Enter the corresponding value in the final box and click “search” to narrow your results.

Search Documents

Document Type: Quarterly Statements

Upload Date: mm/dd/yyyy thru mm/dd/yyyy ☒ All Dates **Search**

Contact ID 123456

▼Show Fewer Search Options

Additional Search Criteria

Search By

Search By

Account Number

Quarter

Statement Period

Year


Role

Criteria

+ **x**

Do




Hide Search





Date	Contact ID	Document Type	Account Number	Year	Quarter	Statement Period	Role
 7/13/2022	123456	Quarterly Statements	000123456	2022	Q2	04/01/2022-06/30/2022	Owner

Finally, clicking on the PDF icon on the left side of the results grid will open your eStatement. From there, you can view or download your statement.

Documents

Hide Search

Date	Contact ID	Document Type	Account Number	Year	Quarter	Statement Period	Role
 7/13/2022	123456	Quarterly Statements	000123456	2022	Q2	04/01/2022-06/30/2022	Owner
 4/19/2022	123456	Quarterly Statements	000123456	2022	Q1	01/01/2022-03/31/2022	Owner
 1/24/2022	123456	Quarterly Statements	000123456	2021	Q4	10/01/2021-12/31/2021	Owner



1


20

Items: 1-3 of 3

If you have any further questions or need assistance accessing your statements, please contact us at help@trustetc.com.