

EDGE

Knife-Edge System



Project:

Type:

Qty:



FEATURES

Edge Spot seamlessly attaches to the EDGE knife-edge extrusion system using a magnetic attachment solution. Lockable screw mounting option is also available.

This versatile spot head has a full range of mobility and is field changeable, allowing for placement adjustments throughout EDGE extrusion.

Offered in 2700K to 6000K and Warm Dim (3000K-1800K).

Available in 10W, 20W, 25W, 30W, and 40W option and delivers up to 3500 lumens.

See EDGE PROFILE and SLOT CHANNEL spec sheet

Order Code

ORDER CODE EXAMPLE: EDTP-PL-48V-ST-RAF-10FT-490DIN-BL-D10

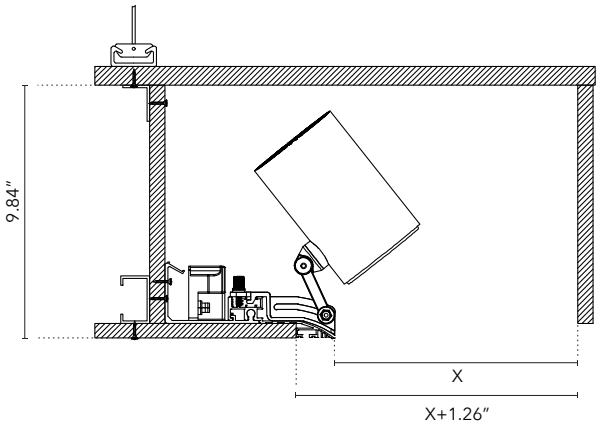
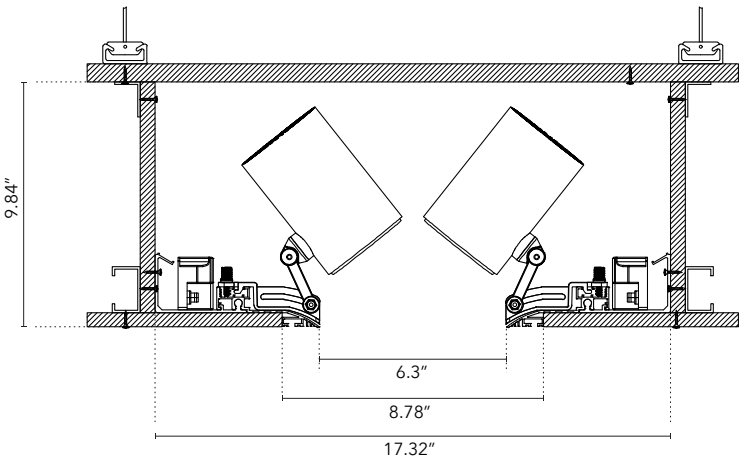
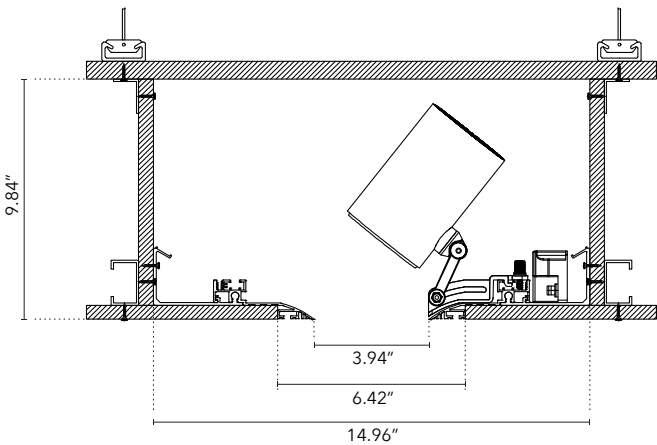
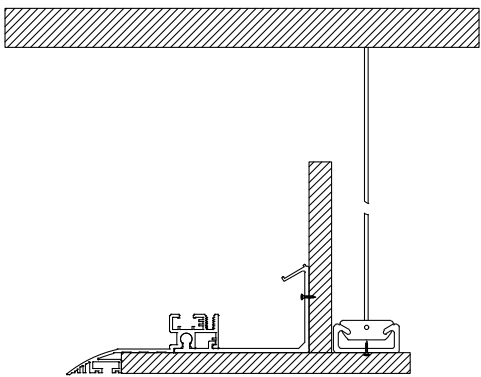
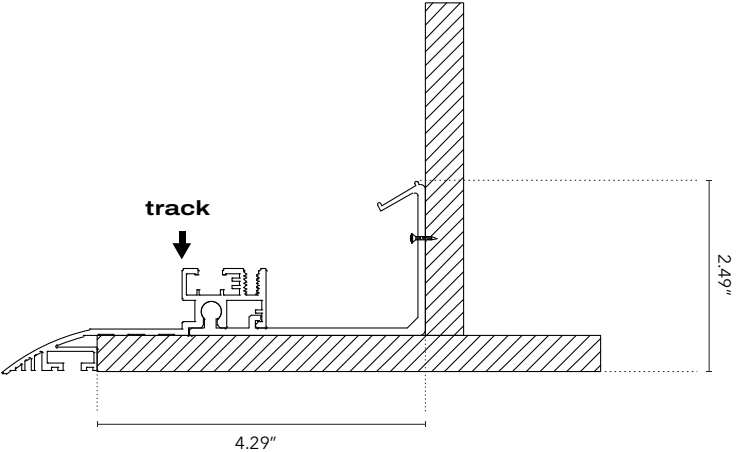
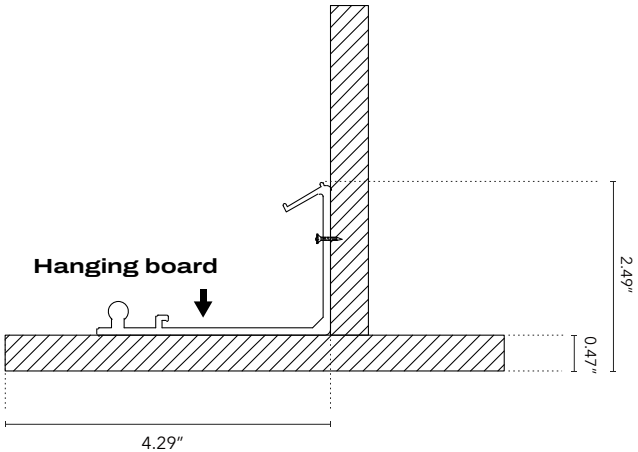
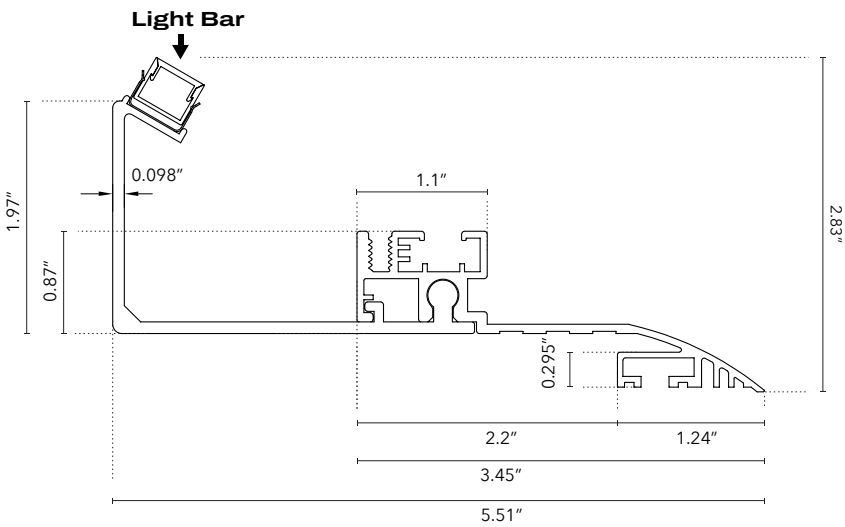
SERIES	TYPE	VOLTAGE	WATTAGE	SHAPE	LENGTH
EDTP	PR	Profile for Spotlights Only¹	48V 48VDC	LW 1.5W/Ft	STR Straight Run (no corners)
	PL	Profile for Spotlights with Light Bar	24V 24VDC	ST 4W/Ft	COF Coffe - 4 sides with 90D inside corners
	PRSL	Profile for Spotlights add Slot		MD 6W/Ft	RAF Rafter - 4 side with 90D outside corners
	PLSL	Profile with Light Bar add Slot		HO 8.8W/Ft	WALL Continuou wall run with inside and/or outside corners
				CO Custom	CSI Custom shape with ouside corners
					CSO Custom shape with inside corners

CORNER DETALL	FINISH	DIMMING	
Leave Blank	AN Anodized	ELV ELV/TRIAC Phase Cutting 3%	1.EDGE TRACKFOR MOUNTING SPOTLIGHTS ONLY. NO VOLTAGE, WATTAGE OR CCT SELECTION IS REQUIRED. 2.SLOT DIMENSIONS AND SHAPE CORRESPOND TO THE PROFILE. 3.DRAWINGS ARE REQUIRED FOR CUSTOM SHAPES 4.SIZE OFCHANNEL CAN BE CUSTOMIZED, CONSULT FACTORY 5.FOR MORE EDGE TRACK OPTIONS WITH LIGHT BAR, PLEASE REFER TO OUR KNIFE-EDGE COVE SPEC.
490DIN	WH White	D10 0/1-10V(100%-1%)	
490DOT	BL Black	POI Premium Driver 0.1% LOG	
#90DIN #90DOT	CS Custom		
#XXDIN or #XXDOT			
¹Specify the number of and degree of the corners (example if you have a shape with 5 corners, 3 corners at 90D and 2 corners at 135D. You would specify 390DIN and 2135DIN)			

In an effort to offer the best product possible, we reserve the right to change, without notice, specification or material of the product.

Project:	Type:	Qty:
----------	-------	------

DIMENSIONS



EDGE

Adjustable Spot Head

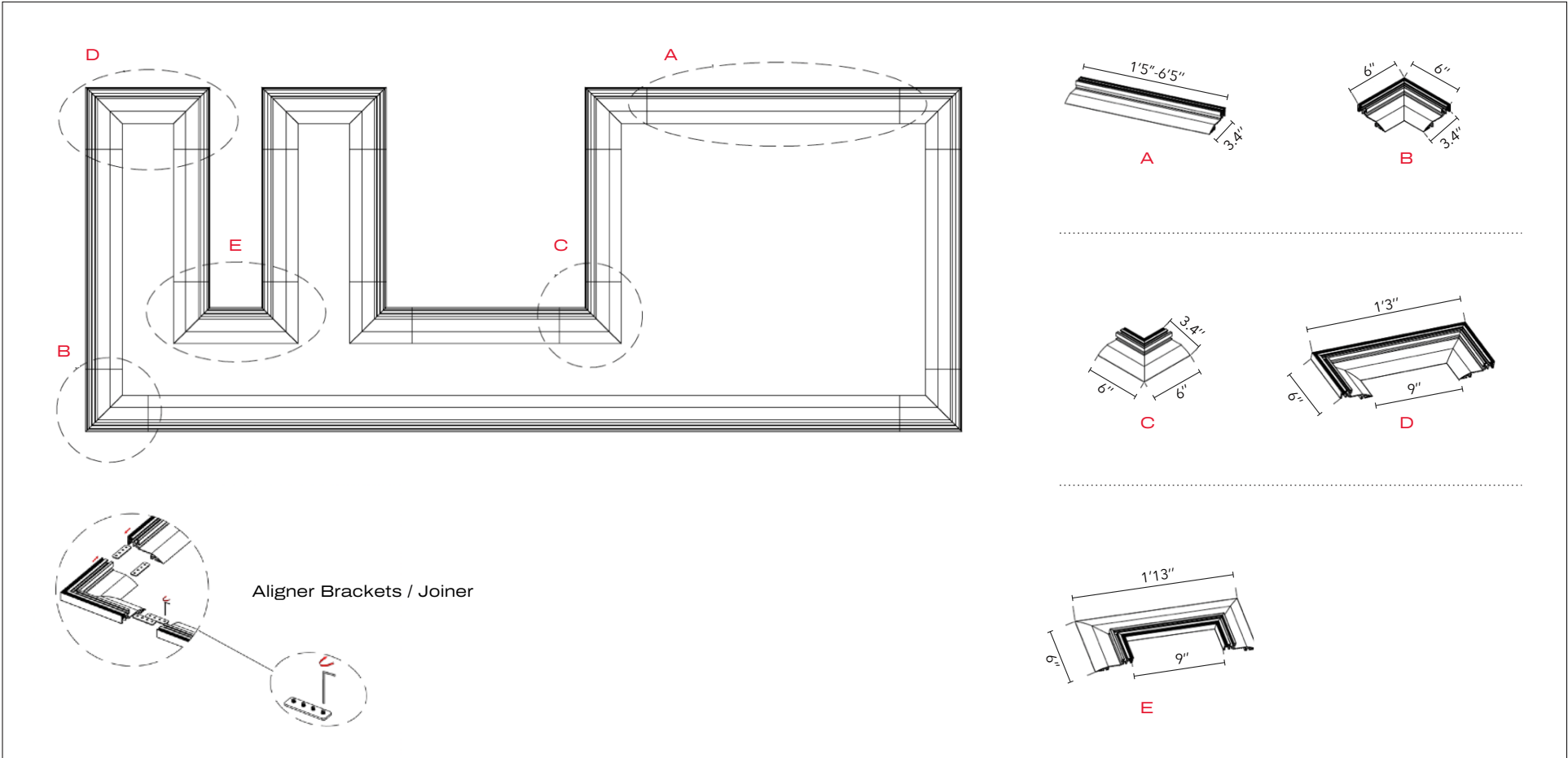
Project:

Type:

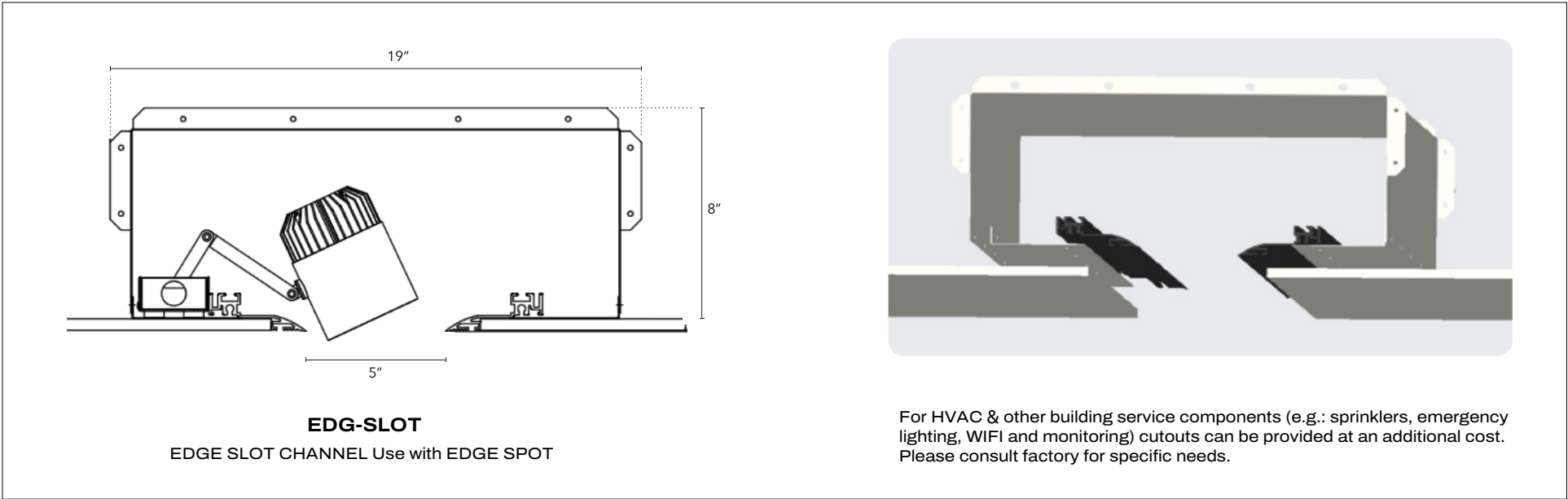
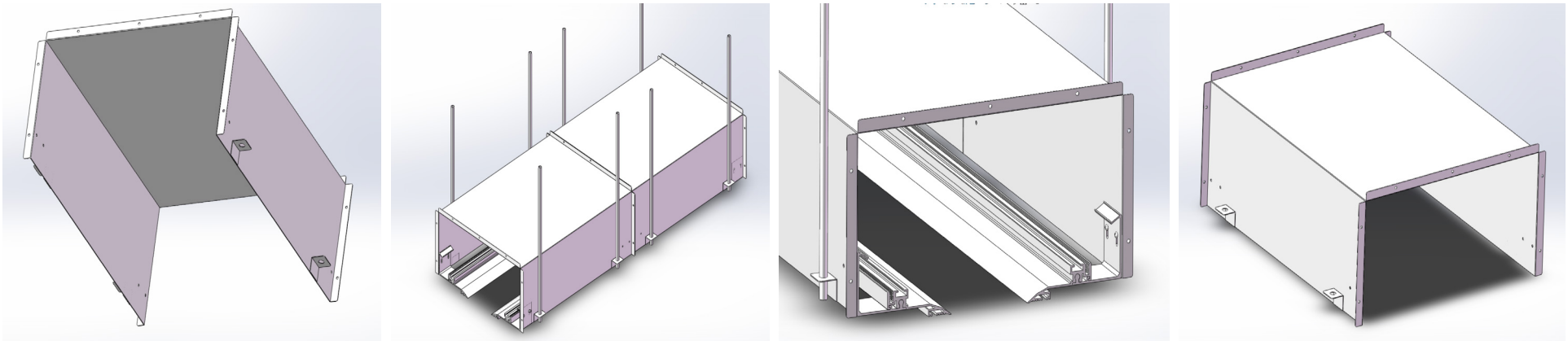
Qty:

CORNER DETAIL

Corners will be determined by the factory based on the project drawings



SLOT DETAILS



Project:	Type:	Qty:
----------	-------	------

SLOT SYSTEM DETAIL

