

Project: \_\_\_\_\_ Type: \_\_\_\_\_ Qty: \_\_\_\_\_



## FEATURES



Cement outdoor step and corner light with an integrated die-cast aluminum LED module.



Available in square and round designs, offering six refined options. Suitable for recessed or surface-mounted installation on walls, steps, and corners, with compatibility for standard 86 junction boxes for easy integration.



IP65 rated for reliable outdoor performance. A clean, architectural solution that enhances both safety and aesthetics in residential and commercial applications.


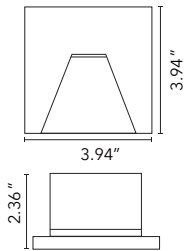
## Order Code **ORDER CODE EX(AMPLE:BRUT STEP-S3-27K-80D-120V-D10-NS)**

SERIES	FRONT COVER	SIZE/WATTAGE	CCT	INPUT VOLTAGE	DIMMING	FINISH
Brut Step	S1 Square	S1 2W(44lm)	27K 2700K	120V 120V	NON Non Dim	PS Pepper Sand(12)
	S2 Square	S2 2W(18lm)	30K 3000K	UNV 110-277V	ELV Triac/ELV	SG Starling Grey(13)
	S3 Square	S3 2W (114lm)	35K 3500K		D10 0-10V	NS Natural Stone(18)
	R1 Round	R1 2W(44lm)	40K 4000K		DALI DALI	SEB Slat Earth Brown(04)
	R2 Round	R2 2W (18lm)				
	R3 Round	R3 2W 114lm)				


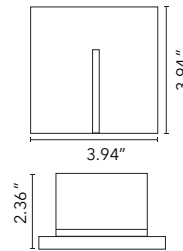
## Square



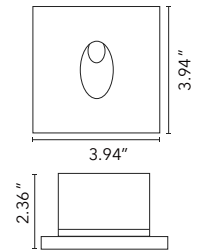
S1 2W (44lm)  
Glow wash



S2 2W (18lm)  
Glow line




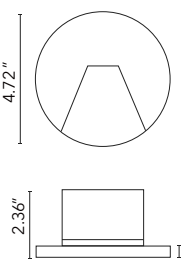
S3 2W (114lm)  
Glow spot



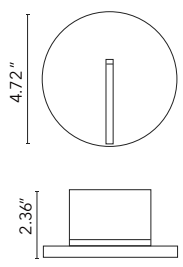
## Round



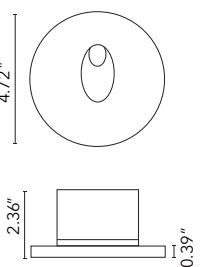
R1 2W (44lm)  
Glow wash



R2 2W (18lm)  
Glow line



R3 2W (114lm)  
Glow spot




## CONCRETE FINISHES




PEPPER SAND (12)



STARLING GREY (13)



NATURAL STONE (18)



SLAT EARTH BROWN (04)