

# BRUT Wall Light

Project: \_\_\_\_\_ Type: \_\_\_\_\_ Qty: \_\_\_\_\_



Illuminate outdoor spaces with understated sophistication. Inspired by the principles of Béton Brut, the BRUT Collection celebrates the authentic texture of raw concrete through a refined, contemporary design language.

Crafted for modern architectural environments, the BRUT Wall Light features a minimalist cement body with an adjustable beam angle, allowing precise control of light distribution for both accent and ambient applications.

Available in four signature concrete finishes, with custom powder-coated RAL colors offered upon request to complement a wide range of architectural palettes.

Offered in multiple shapes and wattage configurations to suit diverse project requirements.

Rated IP65 for reliable outdoor performance in demanding environments.

## SPECIFICATIONS

BW-120



BW-190



BW-130



BW-136



BW-137



BW-142



BW-200



BW-285



Input Voltage	120V-277V
Wattage	5.3W-12W
Delivered Lumens	580LM - 950LM
CCT	2700K, 3000K, 3500K, 4000K
Material	Cement /Die-cast aluminum lighting module
IK Rating	IK06
Dimming	Phase & 0-10v (100%-5%)
Lamp Life	50,000Hr
Environment	IP65 / cable gland IP67
Operating Temp	-4° F - 104° F

## ORDER CODE

ORDER CODE EXAMPLE: BRUT-BW120-27K-D10-PS12

SERIES	SIZE WATTAGE	CCT	DIMMING	FINISH
BRUT	<b>BW120</b> 4.72"10.2W( 828LM)	<b>27K</b> 2700K	<b>D10</b> 0-10V	<b>PS12</b> Pepper Sand
	<b>BW190</b> 3.74"10.2W (679LM)	<b>30K</b> 3000K	<b>DTR</b> Triac/Phase	<b>SG13</b> Starling Grey
	<b>BW130</b> 4.72" 10.2W (742LM)	<b>35K</b> 3500K		<b>NS18</b> Natural Stone
	<b>BW136</b> 3.74"10.2W (740LM)	<b>40K</b> 4000K		<b>EB04</b> Slat Earth Brown
	<b>BW137</b> 6.30"10.2W (696LM)			<b>RAL#</b> RAL Finish
	<b>BW142</b> 7.48"9.6W (858LM)			
	<b>BW200</b> 7.87"5.3W( 800LM)			
	<b>BW285</b> 11.2"10.2W (1400LM)			

## CONCRETE FINISHES


PEPPER SAND (12)



STARLING GREY (13)



NATURAL STONE (18)



SLAT EARTH BROWN (04)



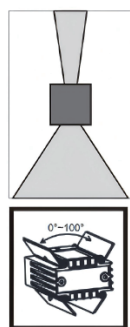
Project:

Type:

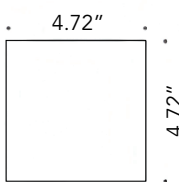
Qty:

### SPECIFICATIONS

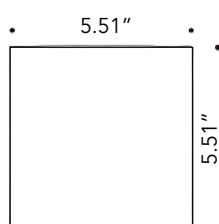
**BW-120&140(10.2W 828LM)**



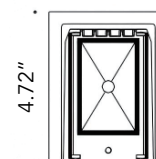
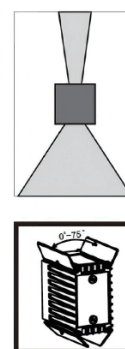

**BW-120**



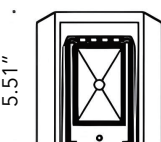
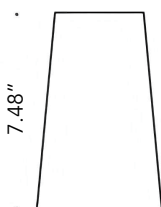
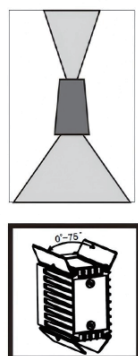

**BW-140**



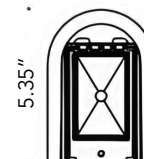
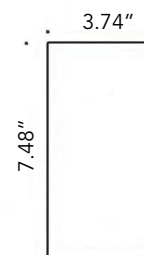
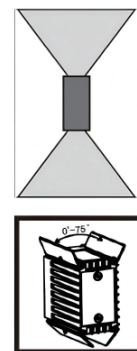
**BW-190(10.2W 679LM)**



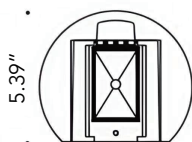
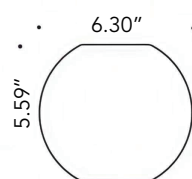
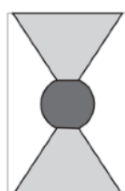
**BW-130(10.2W 742LM)**



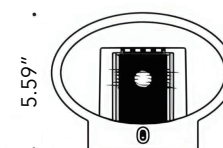
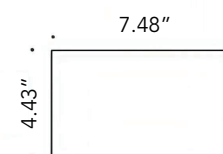
**BW-136(10.2W 740LM)**



**BW-137(10.2W 696LM)**



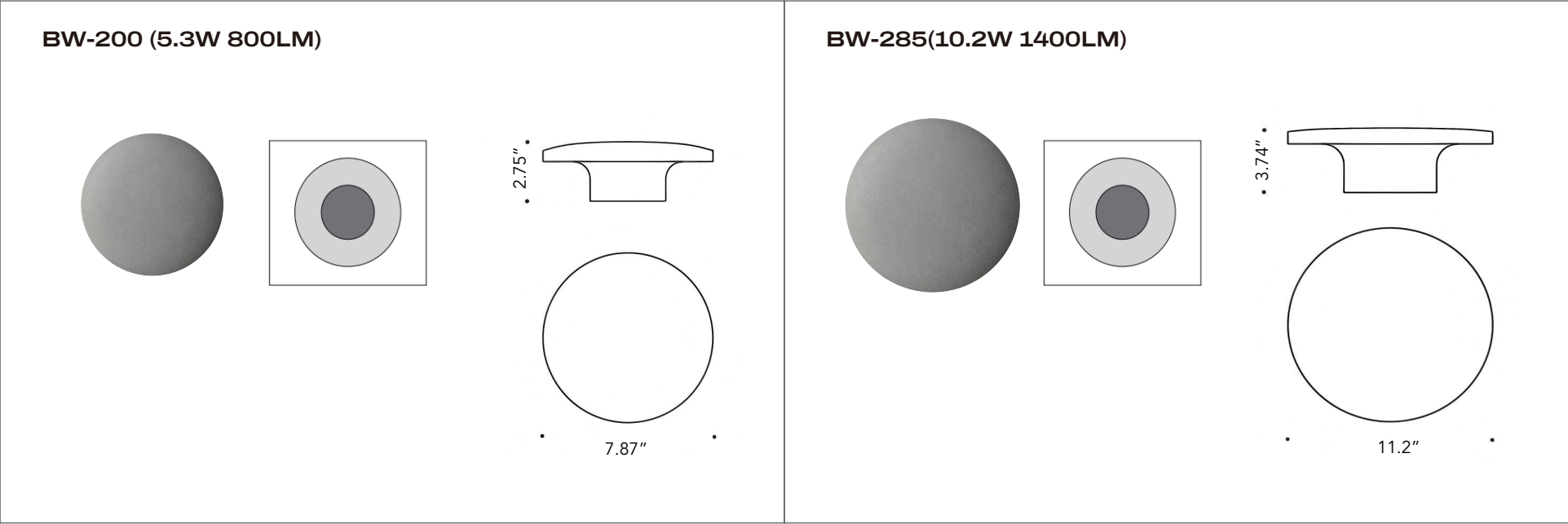
**BW-142(9.6W 858LM)**



# BRUT

## Wall Light

Project:	Type:	Qty:
----------	-------	------



In an effort to offer the best product possible, we reserve the right to change, without notice, specification or material of the product.

