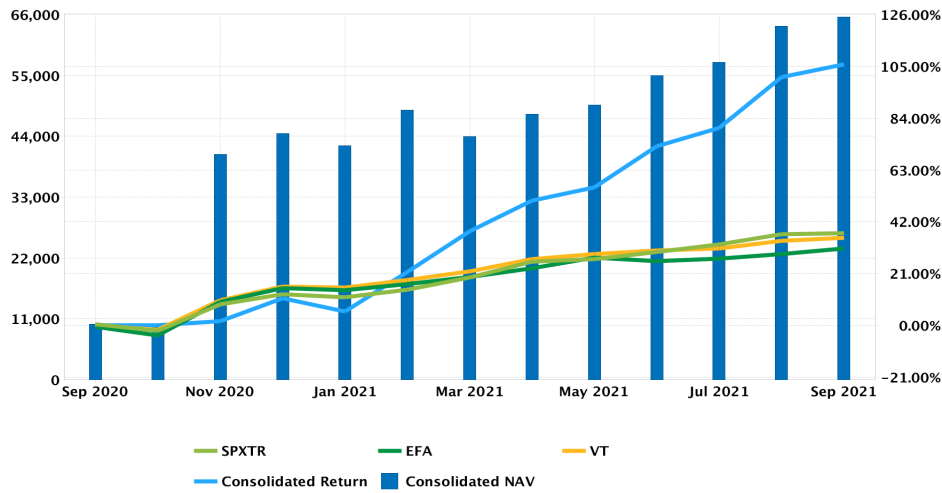


**NAME:** almani GmbH  
**ACCOUNT:** Consolidated

**PERFORMANCE MEASURE**  
 TWR  
**BASE CURRENCY**  
 EUR

Net Asset Value

Cumulative Return



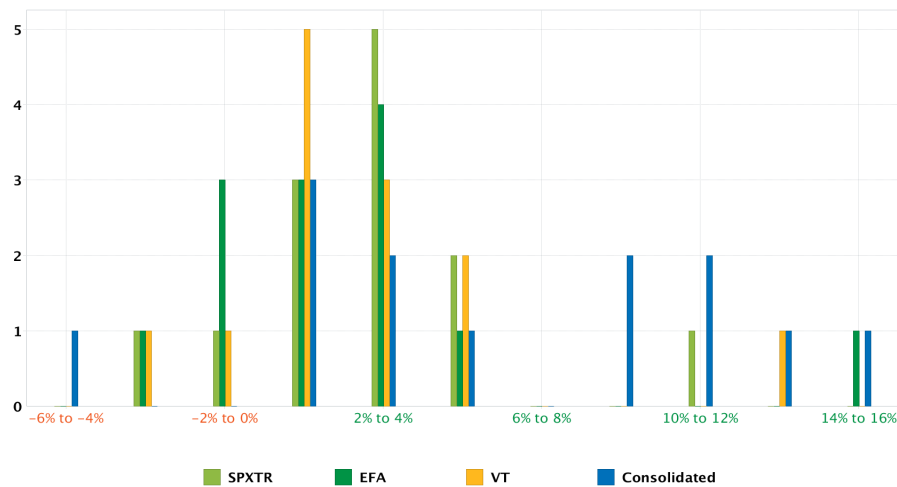
Key Statistics

**105.85%** CUMULATIVE RETURN (Sep 2020 - Sep 2021)  
**2.61%** 1 MONTH RETURN (Sep 2021)  
**19.22%** 3 MONTH RETURN (Jul 2021 - Sep 2021)  
**15.29%** BEST RETURN (Feb 2021)  
**-4.92%** WORST RETURN (Jan 2021)

**Beginning NAV:** 0.00  
**Deposits/Withdrawals:** 30,000.00  
**Ending NAV:** 65,557.60  
**Max Drawdown:** 4.92%  
**Peak-To-Valley:** Dec 20 - Jan 21  
**Sharpe Ratio:** 3.47  
**Standard Deviation:** 5.86%

Top Performers	Value	CTR (%)	Bottom Performers	Value	CTR (%)
EW3K1 P3800	0.00	95.87	EW3K1 P3750	0.00	-62.47
EWJ1 P3700	0.00	79.78	EW3J1 P3650	0.00	-51.44
EW3G1 P3530	0.00	79.33	EWJ1 P3650	0.00	-47.31
EW3J1 P3700	0.00	64.37	EW3G1 P3480	0.00	-44.91
ESH1 P3640	0.00	60.79	ESH1 P3590	0.00	-43.40

Distribution of Returns

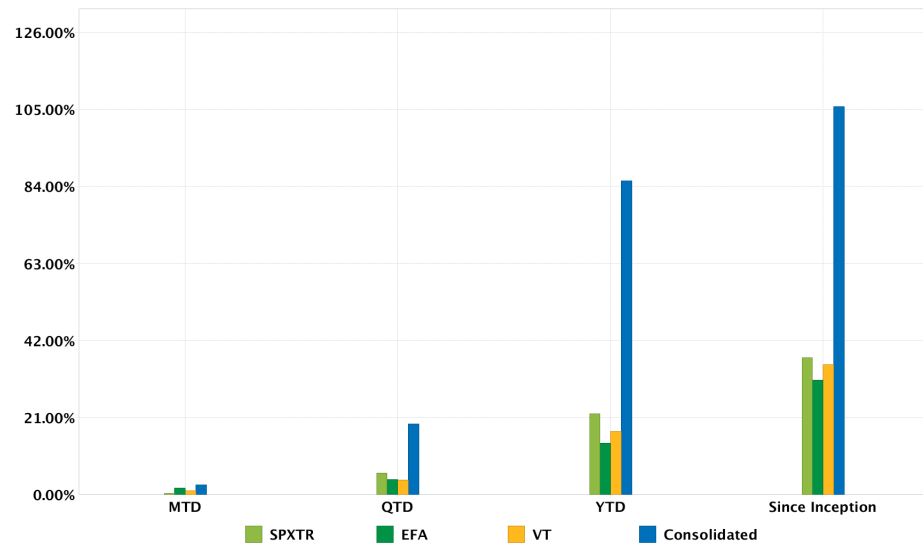


Allocation

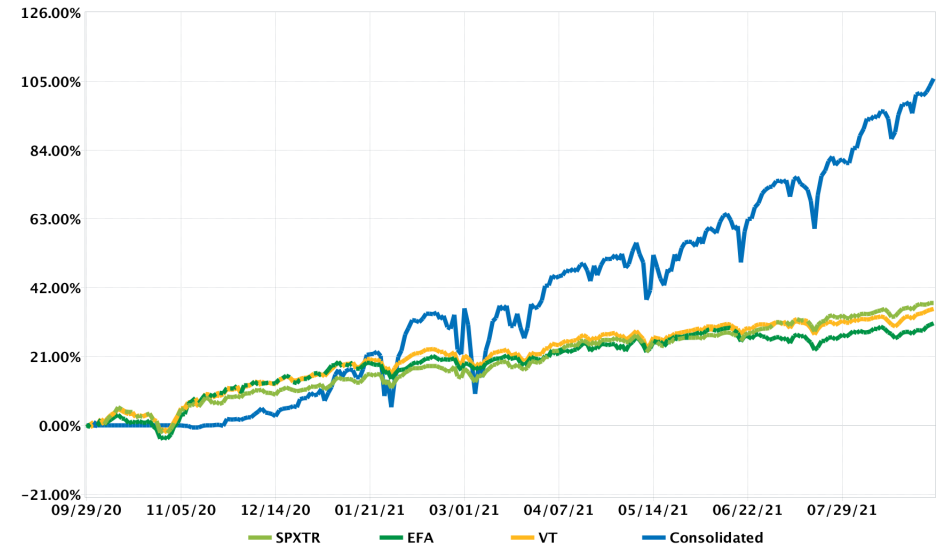
Financial Inst.	Long	(%)	Financial Inst.	Short	(%)
Cash	56,307.49	46.59	Options	-55,308.94	100.00
Options	51,330.94	42.47	<b>Total</b>	<b>-55,308.94</b>	<b>100.00</b>
Stocks	9,011.88	7.46			
ETFs	4,216.22	3.49			
<b>Total</b>	<b>120,866.54</b>	<b>100.00</b>			

Asset Class	Long	(%)	Asset Class	Short	(%)
Equities	61,666.66	51.02	Equities	-55,308.94	100.00
Cash	56,307.49	46.59	<b>Total</b>	<b>-55,308.94</b>	<b>100.00</b>
Real Estate	2,892.38	2.39			
<b>Total</b>	<b>120,866.54</b>	<b>100.00</b>			

## History



## Since Inception



	MTD	QTD	YTD	Since Inception
SPXTR	0.31%	5.81%	21.95%	37.25%
EFA	1.77%	4.04%	14.02%	31.18%
VT	0.98%	3.90%	17.15%	35.47%
Consolidated	2.61%	19.22%	85.47%	105.85%