

This version of 42R has the "safety net" (Trail Stop) -- higher win percentage, lower total profit.

▼ Filter 1	
Use Filter 1	<input checked="" type="checkbox"/>
Start Time 1	<input type="text" value="🕒 09:40 AM"/>
End Time 1	<input type="text" value="🕒 11:25 AM"/>
Monday	<input checked="" type="checkbox"/>
Tuesday	<input checked="" type="checkbox"/>
Wednesday	<input checked="" type="checkbox"/>
Thursday	<input checked="" type="checkbox"/>
Friday	<input type="checkbox"/>
▼ Filter 2	
Use Filter 2	<input type="checkbox"/>
▼ Filter 3	
Use Filter 3	<input checked="" type="checkbox"/>
Start Time 3	<input type="text" value="🕒 02:00 PM"/>
End Time 3	<input type="text" value="🕒 03:30 PM"/>
Monday	<input checked="" type="checkbox"/>
Tuesday	<input checked="" type="checkbox"/>
Wednesday	<input checked="" type="checkbox"/>
Thursday	<input checked="" type="checkbox"/>
Friday	<input checked="" type="checkbox"/>
▼ Risk	
Profit Settings	<input type="text" value="Scale out at .236 & User Risk:Re..."/>
Risk	<input type="text" value="1"/>
Reward	<input type="text" value="3"/>
Breakeven Stop at .236	<input checked="" type="checkbox"/>
Risk Per Trade in Dollars	<input type="text" value="500"/>
Use Max Profit/Loss	<input type="checkbox"/>
▼ Trailing Stop	
Use Trailing Stop	<input checked="" type="checkbox"/>
Trigger in Percent of Full Target	<input checked="" type="checkbox"/>
Trailing Stop	<input type="text" value="50"/>
Profit Trigger as Percent (decimal)	<input type="text" value="0.6"/>
Trail Frequency	<input type="text" value="40"/>
Use 2 Step Trailing Stop	<input type="checkbox"/>
▼ Parameters	
MaxBarsBetweenPoint	<input type="text" value="50"/>
Max Contracts	<input type="text" value="20"/>
Sensitivity1	<input type="text" value="3"/>
Account Must be Flat to Enter a...	<input checked="" type="checkbox"/>
Sensitivity2	<input type="text" value="1"/>
Must Sweep #2	<input type="checkbox"/>

This version has no "safety net" but still has a really good winning percentage (not as good as above), but it profits a lot more.

▼ Filter 2	
Use Filter 2	<input checked="" type="checkbox"/>
Start Time 2	<input type="text" value="02:05 PM"/>
End Time 2	<input type="text" value="03:35 PM"/>
Monday	<input checked="" type="checkbox"/>
Tuesday	<input checked="" type="checkbox"/>
Wednesday	<input checked="" type="checkbox"/>
Thursday	<input checked="" type="checkbox"/>
Friday	<input checked="" type="checkbox"/>
▼ Filter 3	
Use Filter 3	<input checked="" type="checkbox"/>
Start Time 3	<input type="text" value="10:33 AM"/>
End Time 3	<input type="text" value="12:55 PM"/>
Monday	<input checked="" type="checkbox"/>
Tuesday	<input checked="" type="checkbox"/>
Wednesday	<input checked="" type="checkbox"/>
Thursday	<input checked="" type="checkbox"/>
Friday	<input checked="" type="checkbox"/>
▼ Risk	
Profit Settings	<input type="text" value="Scale out at .236 & 2:1"/>
Breakeven Stop at .236	<input checked="" type="checkbox"/>
Risk Per Trade in Dollars	<input type="text" value="500"/>
Use Max Profit/Loss	<input type="checkbox"/>
▼ Trailing Stop	
Use Trailing Stop	<input type="checkbox"/>
Trigger in Percent of Full Target	<input type="checkbox"/>
▼ Parameters	
MaxBarsBetweenPoint	<input type="text" value="50"/>
Max Contracts	<input type="text" value="10"/>
Sensitivity1	<input type="text" value="3"/>
Account Must be Flat to Enter a...	<input checked="" type="checkbox"/>
Sensitivity2	<input type="text" value="1"/>
Must Sweep #2	<input type="checkbox"/>
▼ Data Series	
Instrument	<input type="text" value="NQ 03-25"/>
Price based on	<input type="text" value="Last"/>
Type	<input type="text" value="Range"/>
Value	<input type="text" value="42"/>

This is how I run it (discord member) -- no safety net, skip Tues-Thurs on the 1033-1255 filter, skip Friday on the 205-335 filter

Properties	
▼ Filter 2	
Use Filter 2	<input checked="" type="checkbox"/>
Start Time 2	<input type="text" value="02:05 PM"/>
End Time 2	<input type="text" value="03:35 PM"/>
Monday	<input checked="" type="checkbox"/>
Tuesday	<input checked="" type="checkbox"/>
Wednesday	<input checked="" type="checkbox"/>
Thursday	<input checked="" type="checkbox"/>
Friday	<input type="checkbox"/>
▼ Filter 3	
Use Filter 3	<input checked="" type="checkbox"/>
Start Time 3	<input type="text" value="10:33 AM"/>
End Time 3	<input type="text" value="12:55 PM"/>
Monday	<input checked="" type="checkbox"/>
Tuesday	<input checked="" type="checkbox"/>
Wednesday	<input checked="" type="checkbox"/>
Thursday	<input checked="" type="checkbox"/>
Friday	<input checked="" type="checkbox"/>
▼ Risk	
Profit Settings	<input type="text" value="Scale out at .236 & 2:1"/>
Breakeven Stop at .236	<input checked="" type="checkbox"/>
Risk Per Trade in Dollars	<input type="text" value="500"/>
Use Max Profit/Loss	<input type="checkbox"/>
▼ Trailing Stop	
Use Trailing Stop	<input type="checkbox"/>
Trigger in Percent of Full Target	<input type="checkbox"/>
▼ Parameters	
MaxBarsBetweenPoint	<input type="text" value="50"/>
Max Contracts	<input type="text" value="10"/>
Sensitivity1	<input type="text" value="3"/>
Account Must be Flat to Enter a...	<input checked="" type="checkbox"/>
Sensitivity2	<input type="text" value="1"/>
Must Sweep #2	<input type="checkbox"/>
▼ Data Series	
Instrument	<input type="text" value="NQ 03-25"/>
Price based on	<input type="text" value="Last"/>
Type	<input type="text" value="Range"/>
Value	<input type="text" value="42"/>

any of these three 42Rs can be paired with the following:

THE THREE 5MIN APPROACH - 5 MIN STAGE 1 -- MON ONLY -- 231-259 AM

▼ Filter 1	
Use Filter 1	<input checked="" type="checkbox"/>
Start Time 1	<input type="text" value="🕒 02:31 AM"/>
End Time 1	<input type="text" value="🕒 03:59 AM"/>
Monday	<input checked="" type="checkbox"/>
Tuesday	<input type="checkbox"/>
Wednesday	<input type="checkbox"/>
Thursday	<input type="checkbox"/>
Friday	<input type="checkbox"/>
▼ Filter 2	
Use Filter 2	<input type="checkbox"/>
▼ Filter 3	
Use Filter 3	<input type="checkbox"/>
▼ Risk	
Profit Settings	<input type="text" value="Scale out at .236 & 0"/>
Breakeven Stop at .236	<input checked="" type="checkbox"/>
Risk Per Trade in Dollars	<input type="text" value="500"/>
Use Max Profit/Loss	<input type="checkbox"/>
▼ Trailing Stop	
Use Trailing Stop	<input checked="" type="checkbox"/>
Trigger in Percent of Full Target	<input checked="" type="checkbox"/>
Trailing Stop	<input type="text" value="52"/>
Profit Trigger as Percent (decimal)	<input type="text" value="0.8"/>
Trail Frequency	<input type="text" value="40"/>
Use 2 Step Trailing Stop	<input type="checkbox"/>
▼ Parameters	
MaxBarsBetweenPoint	<input type="text" value="50"/>
Max Contracts	<input type="text" value="20"/>
Sensitivity1	<input type="text" value="3"/>
Account Must be Flat to Enter a...	<input checked="" type="checkbox"/>
Sensitivity2	<input type="text" value="1"/>
Must Sweep #2	<input type="checkbox"/>
▼ Data Series	
Instrument	<input type="text" value="NQ 03-25"/>
Price based on	<input type="text" value="Last"/>
Type	<input type="text" value="Minute"/>
Value	<input type="text" value="5"/>

5 MIN STAGE 2 -- 231-259 AM TUES-THURS -- 501-549 MON-FRI (OPTIONAL AND A BIT MORE HIT OR MISS)

▼ Filter 1	
Use Filter 1	<input checked="" type="checkbox"/>
Start Time 1	<input type="text" value="🕒 02:31 AM"/>
End Time 1	<input type="text" value="🕒 03:59 AM"/>
Monday	<input type="checkbox"/>
Tuesday	<input checked="" type="checkbox"/>
Wednesday	<input checked="" type="checkbox"/>
Thursday	<input checked="" type="checkbox"/>
Friday	<input checked="" type="checkbox"/>
▼ Filter 2	
Use Filter 2	<input type="checkbox"/>
▼ Filter 3	
Use Filter 3	<input checked="" type="checkbox"/>
Start Time 3	<input type="text" value="🕒 05:01 AM"/>
End Time 3	<input type="text" value="🕒 05:49 AM"/>
Monday	<input checked="" type="checkbox"/>
Tuesday	<input checked="" type="checkbox"/>
Wednesday	<input checked="" type="checkbox"/>
Thursday	<input checked="" type="checkbox"/>
Friday	<input checked="" type="checkbox"/>
▼ Risk	
Profit Settings	<input type="text" value="Scale out at .236 & 0"/>
Breakeven Stop at .236	<input checked="" type="checkbox"/>
Risk Per Trade in Dollars	<input type="text" value="500"/>
Use Max Profit/Loss	<input type="checkbox"/>
▼ Trailing Stop	
Use Trailing Stop	<input checked="" type="checkbox"/>
Trigger in Percent of Full Target	<input checked="" type="checkbox"/>
Trailing Stop	<input type="text" value="52"/>
Profit Trigger as Percent (decimal)	<input type="text" value="0.8"/>
Trail Frequency	<input type="text" value="40"/>
Use 2 Step Trailing Stop	<input type="checkbox"/>
▼ Parameters	
MaxBarsBetweenPoint	<input type="text" value="50"/>
Max Contracts	<input type="text" value="20"/>
Sensitivity1	<input type="text" value="3"/>
Account Must be Flat to Enter a...	<input checked="" type="checkbox"/>
Sensitivity2	<input type="text" value="1"/>
Must Sweep #2	<input type="checkbox"/>

5 MIN STAGE 3 -- 731-859 AM MON-FRI -- 933-959 AM MON-FRI (ALSO OPTIONAL DUE TO HIGHER RISK/LOWER WINNING PERCENTAGE)

▼ Filter 1	
Use Filter 1	<input checked="" type="checkbox"/>
Start Time 1	<input type="text" value="09:33 AM"/>
End Time 1	<input type="text" value="09:59 AM"/>
Monday	<input checked="" type="checkbox"/>
Tuesday	<input checked="" type="checkbox"/>
Wednesday	<input checked="" type="checkbox"/>
Thursday	<input checked="" type="checkbox"/>
Friday	<input checked="" type="checkbox"/>
▼ Filter 2	
Use Filter 2	<input checked="" type="checkbox"/>
Start Time 2	<input type="text" value="07:31 AM"/>
End Time 2	<input type="text" value="08:59 AM"/>
Monday	<input checked="" type="checkbox"/>
Tuesday	<input checked="" type="checkbox"/>
Wednesday	<input checked="" type="checkbox"/>
Thursday	<input checked="" type="checkbox"/>
Friday	<input checked="" type="checkbox"/>
▼ Filter 3	
Use Filter 3	<input type="checkbox"/>
▼ Risk	
Profit Settings	<input type="text" value="Scale out at .236 & 2:1"/>
Breakeven Stop at .236	<input checked="" type="checkbox"/>
Risk Per Trade in Dollars	<input type="text" value="500"/>
Use Max Profit/Loss	<input type="checkbox"/>
▼ Trailing Stop	
Use Trailing Stop	<input checked="" type="checkbox"/>
Trigger in Percent of Full Target	<input checked="" type="checkbox"/>
Trailing Stop	<input type="text" value="52"/>
Profit Trigger as Percent (decimal)	<input type="text" value="0.8"/>
Trail Frequency	<input type="text" value="40"/>
Use 2 Step Trailing Stop	<input type="checkbox"/>
▼ Parameters	
MaxBarsBetweenPoint	<input type="text" value="50"/>
Max Contracts	<input type="text" value="20"/>
Sensitivity1	<input type="text" value="3"/>
Account Must be Flat to Enter a...	<input checked="" type="checkbox"/>
Sensitivity2	<input type="text" value="1"/>
Must Sweep #2	<input type="checkbox"/>

-OR- THE 1 MIN + 3 MIN APPROACH

1 MIN -- ALL TIMES AND SETUP TESTED BY BAKA, WHEN I RAN THIS THE WINNING PERCENTAGE WASN'T AS HIGH AS I WOULD LIKE, BUT IT STILL PERFORMED WELL ENOUGH TO USE -- I THINK SOME TWEAKS TO THE TIMING COULD BE MADE, BUT AGAIN... IT DID WELL ENOUGH.

▼ Filter 1	
Use Filter 1	<input checked="" type="checkbox"/>
Start Time 1	<input type="text" value="04:10 AM"/>
End Time 1	<input type="text" value="08:29 AM"/>
Monday	<input checked="" type="checkbox"/>
Tuesday	<input checked="" type="checkbox"/>
Wednesday	<input type="checkbox"/>
Thursday	<input checked="" type="checkbox"/>
Friday	<input checked="" type="checkbox"/>
▼ Filter 2	
Use Filter 2	<input checked="" type="checkbox"/>
Start Time 2	<input type="text" value="09:35 AM"/>
End Time 2	<input type="text" value="10:59 AM"/>
Monday	<input checked="" type="checkbox"/>
Tuesday	<input checked="" type="checkbox"/>
Wednesday	<input type="checkbox"/>
Thursday	<input checked="" type="checkbox"/>
Friday	<input checked="" type="checkbox"/>
▼ Filter 3	
Use Filter 3	<input checked="" type="checkbox"/>
Start Time 3	<input type="text" value="08:32 AM"/>
End Time 3	<input type="text" value="09:25 AM"/>
Monday	<input checked="" type="checkbox"/>
Tuesday	<input checked="" type="checkbox"/>
Wednesday	<input type="checkbox"/>
Thursday	<input checked="" type="checkbox"/>
Friday	<input checked="" type="checkbox"/>
▼ Risk	
Profit Settings	<input type="text" value="Exit all at User Risk:Reward"/>
Risk	<input type="text" value="1"/>
Reward	<input type="text" value="3"/>
Breakeven Stop at .236	<input type="checkbox"/>
Risk Per Trade in Dollars	<input type="text" value="500"/>
Use Max Profit/Loss	<input type="checkbox"/>

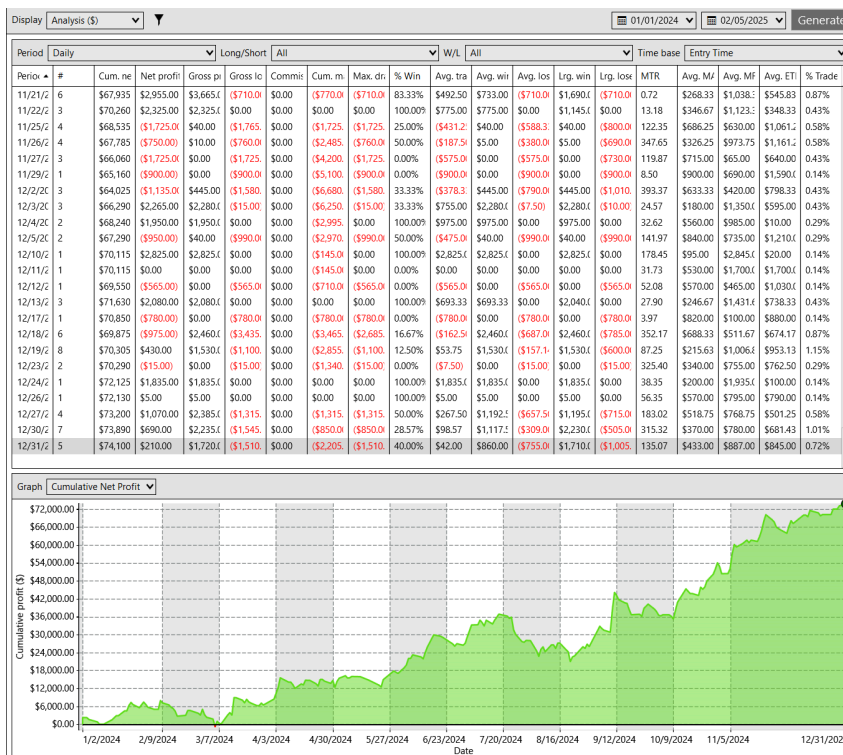
▼ Trailing Stop	
Use Trailing Stop	<input checked="" type="checkbox"/>
Trigger in Percent of Full Target	<input checked="" type="checkbox"/>
Trailing Stop	<input type="text" value="44"/>
Profit Trigger as Percent (decimal)	<input type="text" value="0.46"/>
Trail Frequency	<input type="text" value="40"/>
Use 2 Step Trailing Stop	<input checked="" type="checkbox"/>
Step 2 Trailing Stop	<input type="text" value="12"/>
Step 2 Profit Trigger as Percent (...)	<input type="text" value="0.95"/>
Step 2 Trail Frequency	<input type="text" value="1"/>
▼ Parameters	
MaxBarsBetweenPoint	<input type="text" value="50"/>
Max Contracts	<input type="text" value="20"/>
Sensitivity1	<input type="text" value="3"/>
Account Must be Flat to Enter a...	<input checked="" type="checkbox"/>
Sensitivity2	<input type="text" value="1"/>
Must Sweep #2	<input type="checkbox"/>

3 MIN -- ANOTHER BAKA SETUP, SAME AS ABOVE, TESTED WELL ENOUGH, BUT I THINK SOME TIMING TWEAKS COULD BE MADE

▼ Filter 1	
Use Filter 1	<input checked="" type="checkbox"/>
Start Time 1	<input type="text" value="🕒 12:00 AM"/>
End Time 1	<input type="text" value="🕒 03:50 AM"/>
Monday	<input checked="" type="checkbox"/>
Tuesday	<input checked="" type="checkbox"/>
Wednesday	<input type="checkbox"/>
Thursday	<input checked="" type="checkbox"/>
Friday	<input checked="" type="checkbox"/>
▼ Filter 2	
Use Filter 2	<input type="checkbox"/>
▼ Filter 3	
Use Filter 3	<input type="checkbox"/>
▼ Risk	
Profit Settings	<input type="text" value="Scale out at .236 & User Risk:Re..."/>
Risk	<input type="text" value="1"/>
Reward	<input type="text" value="4"/>
Breakeven Stop at .236	<input type="checkbox"/>
Risk Per Trade in Dollars	<input type="text" value="500"/>
Use Max Profit/Loss	<input type="checkbox"/>
▼ Trailing Stop	
Use Trailing Stop	<input checked="" type="checkbox"/>
Trigger in Percent of Full Target	<input checked="" type="checkbox"/>
Trailing Stop	<input type="text" value="52"/>
Profit Trigger as Percent (decimal)	<input type="text" value="0.46"/>
Trail Frequency	<input type="text" value="38"/>
Use 2 Step Trailing Stop	<input type="checkbox"/>
▼ Parameters	
MaxBarsBetweenPoint	<input type="text" value="50"/>
Max Contracts	<input type="text" value="20"/>
Sensitivity1	<input type="text" value="3"/>
Account Must be Flat to Enter a...	<input checked="" type="checkbox"/>
Sensitivity2	<input type="text" value="1"/>
Must Sweep #2	<input type="checkbox"/>

42R ONLY NO SAFETY NET 2024 RESULTS

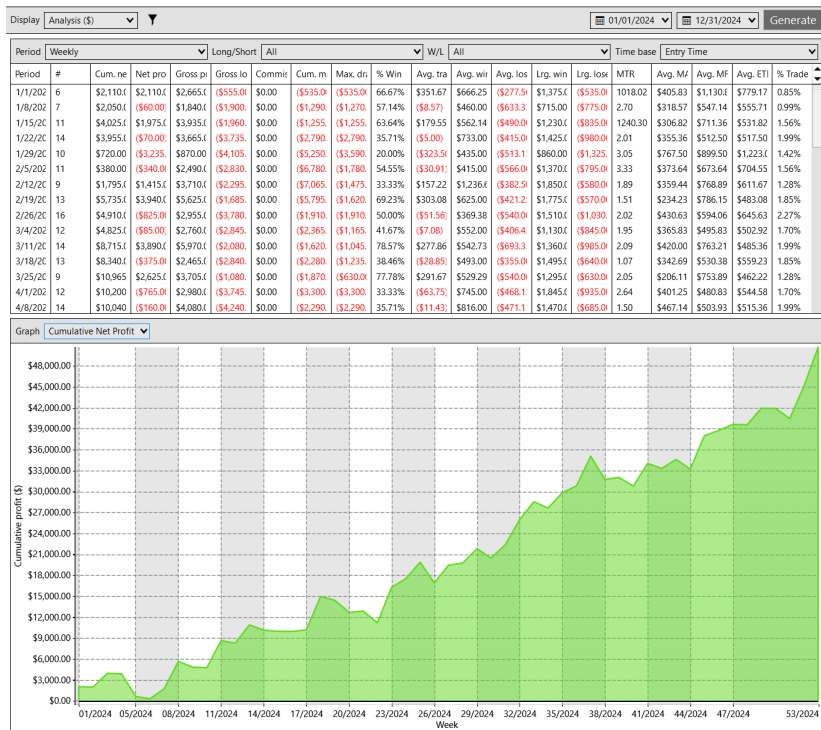
Display	Summary (\$)		01/01/2024	02/05/2025	Generate
Performance	All trades	Long trades	Short trades		
Total net profit	\$74,100.00	\$38,890.00	\$35,210.00		
Gross profit	\$266,700.00	\$133,005.00	\$133,695.00		
Gross loss	(\$192,600.00)	(\$94,115.00)	(\$98,485.00)		
Commission	\$0.00	\$0.00	\$0.00		
Profit factor	1.38	1.41	1.36		
Max. drawdown	(\$17,145.00)	(\$15,240.00)	(\$9,215.00)		
Sharpe ratio	1.37	0.83	0.83		
Sortino ratio	6.35	7.21	3.12		
Ulcer index	0.01	0.01	0.01		
Probability	0.34%	2.20%	3.39%		
Start date	1/1/2024				
End date	2/5/2025				
Total # of trades	693	346	347		
Percent profitable	45.74%	46.24%	45.24%		
# of winning trades	317	160	157		
# of losing trades	360	183	177		
# of even trades	16	3	13		
Avg. trade	\$106.93	\$112.40	\$101.47		
Avg. winning trade	\$841.32	\$831.28	\$851.56		
Avg. losing trade	(\$535.00)	(\$514.29)	(\$556.41)		
Ratio avg. win / avg. loss	1.57	1.62	1.53		
Max. consec. winners	11	10	9		
Max. consec. losers	9	9	10		
Largest winning trade	\$3,275.00	\$3,275.00	\$2,985.00		
Largest losing trade	(\$1,145.00)	(\$1,060.00)	(\$1,145.00)		
Avg. # of trades per day	2.75	1.38	1.38		
Avg. time in market	28.75 min	27.29 min	30.21 min		
Profit per month	\$6,191.92	\$3,258.64	\$2,942.21		
Max. time to recover	53.82 days	86.03 days	52.09 days		
Longest flat period	5.02 days	12.88 days	10.18 days		
Avg. MAE	\$428.78	\$420.30	\$437.23		
Avg. MFE	\$819.31	\$821.24	\$817.38		
Avg. ETD	\$712.38	\$708.84	\$715.91		



THIS WAS TRADING EVERY DAY -- \$74.100
PROFIT -- \$17.145 MAX DRAWDOWN

42R ONLY SAFETY NET 2024 RESULTS

Display	Summary (\$)			01/01/2024	12/31/2024	Generate
Performance	All trades	Long trades	Short trades			
Total net profit	\$50,750.00	\$30,580.00	\$20,170.00			
Gross profit	\$227,035.00	\$120,255.00	\$106,780.00			
Gross loss	(\$176,285.00)	(\$89,675.00)	(\$86,610.00)			
Commission	\$0.00	\$0.00	\$0.00			
Profit factor	1.29	1.34	1.23			
Max. drawdown	(\$10,635.00)	(\$5,770.00)	(\$7,370.00)			
Sharpe ratio	1.24	0.80	0.96			
Sortino ratio	57.25	3.02	10.54			
Ulcer index	0.01	0.01	0.01			
Probability	0.49%	1.54%	6.67%			
Start date	1/1/2024					
End date	12/31/2024					
Total # of trades	704	368	336			
Percent profitable	46.59%	48.10%	44.94%			
# of winning trades	328	177	151			
# of losing trades	368	187	181			
# of even trades	8	4	4			
Avg. trade	\$72.09	\$83.10	\$60.03			
Avg. winning trade	\$692.18	\$679.41	\$707.15			
Avg. losing trade	(\$479.04)	(\$479.55)	(\$478.51)			
Ratio avg. win / avg. loss	1.44	1.42	1.48			
Max. consec. winners	12	9	11			
Max. consec. losers	19	10	10			
Largest winning trade	\$2,720.00	\$1,920.00	\$2,720.00			
Largest losing trade	(\$1,325.00)	(\$1,325.00)	(\$1,000.00)			
Avg. # of trades per day	2.79	1.46	1.33			
Avg. time in market	35.34 min	37.16 min	33.35 min			
Profit per month	\$4,240.75	\$2,562.34	\$1,685.44			
Max. time to recover	60.30 days	46.11 days	110.14 days			
Longest flat period	5.00 days	9.69 days	13.16 days			
Avg. MAE	\$189.77	\$399.59	\$379.00			
Avg. MFE	\$661.23	\$683.40	\$616.95			
Avg. ETD	\$589.14	\$680.30	\$576.92			

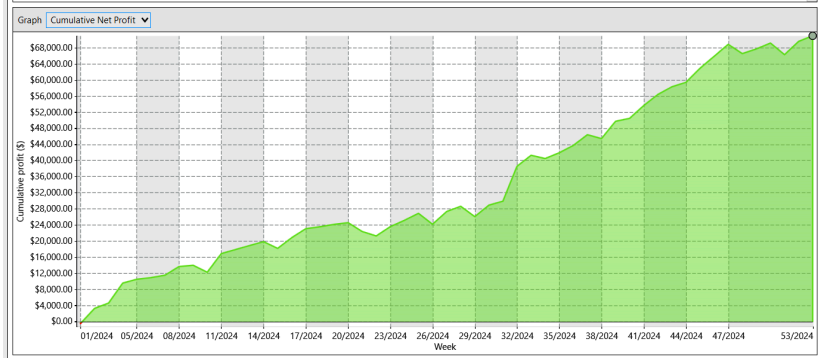


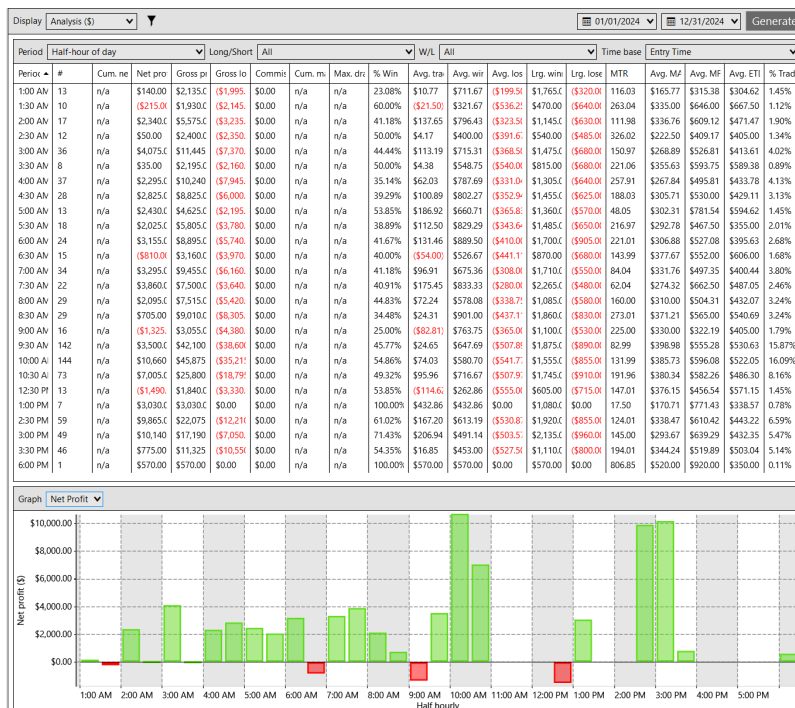
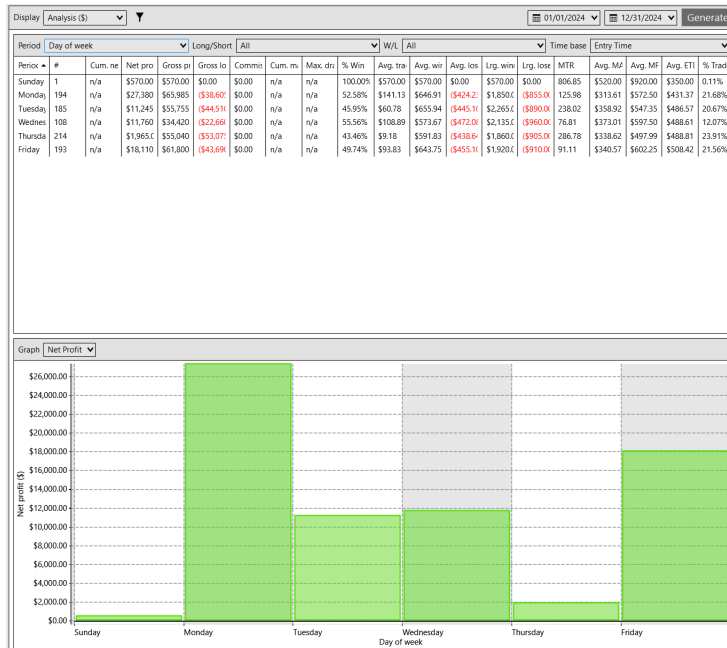
--- AND NOW... THE FINAL BOSS ---

THE 1 MIN (I would recommend adjusting FILTER 1 to ending at 859 AM and deleting FILTER 3) + 3 MIN (with adjusted start time 100 AM) + 42R SAFETY NET MODIFIED (SEE SETTINGS BELOW) (edited)

Display	Summary (\$)	01/01/2024	12/31/2024	Generate
Performance	All trades	Long trades	Short trades	
Total net profit	\$71,030.00	\$43,415.00	\$27,615.00	
Gross profit	\$273,570.00	\$147,085.00	\$126,485.00	
Gross loss	(\$202,540.00)	(\$103,670.00)	(\$98,870.00)	
Commission	\$0.00	\$0.00	\$0.00	
Profit factor	1.35	1.42	1.28	
Max. drawdown	(\$6,490.00)	(\$11,255.00)	(\$7,160.00)	
Sharpe ratio	1.27	0.80	0.67	
Sortino ratio	7.88	2.19	3.89	
Ulcer index	0.00	0.01	0.01	
Probability	0.01%	0.13%	1.63%	
Start date	1/1/2024			
End date	12/31/2024			
Total # of trades	895	469	426	
Percent profitable	48.83%	46.1%	49.06%	
# of winning trades	437	228	209	
# of losing trades	456	241	215	
# of even trades	2	0	2	
Avg. trade	\$79.36	\$92.57	\$64.82	
Avg. winning trade	\$626.02	\$645.11	\$605.19	
Avg. losing trade	(\$444.17)	(\$430.17)	(\$459.86)	
Ratio avg. win / avg. loss	1.41	1.50	1.32	
Max. consec. winners	13	13	6	
Max. consec. losers	11	11	9	
Largest winning trade	\$2,265.00	\$1,920.00	\$2,265.00	
Largest losing trade	(\$960.00)	(\$960.00)	(\$960.00)	
Avg. # of trades per day	3.55	1.86	1.72	
Avg. time in market	27.04 min	29.92 min	23.88 min	
Profit per month	\$5,935.38	\$3,627.83	\$2,346.12	
Max. time to recover	38.33 days	161.46 days	104.04 days	
Longest flat period	6.54 days	7.37 days	9.08 days	
Avg. MAE	\$342.17	\$342.92	\$341.34	
Avg. MFE	\$559.31	\$569.68	\$547.89	
Avg. ETD	\$479.94	\$477.11	\$483.06	

Display	Analysis (\$)											01/01/2024	12/31/2024	Generate					
Period	Weekly	Long/Short All										W/L All	Time base		Entry Time				
Period	#	Cum. m	Net pro	Gross pr	Gross lo	Comm	Cum. m	Max. dtr	% Win	Avg. tra	Avg. win	Avg. loss	Log. loss	MTR	Avg. Mf	Avg. MF	Avg. ETI	% Trade	
9/2/202	27	\$43,800	\$1,815C	\$6,775C	(\$4,960)	\$0.00	(\$2,180)	(\$2,180)	48.15%	\$67.22	\$521.15	(\$354.2	\$1,235C	\$620.0	1.23	\$321.67	\$472.41	\$405.19	3.02%
9/9/202	29	\$46,475	\$2,675C	\$9,360C	\$1,685	\$0.00	(\$2,960)	(\$2,350)	55.17%	\$92.24	\$597.50	\$529.6	\$1,225C	\$910.0	1.18	\$351.21	\$640.86	\$548.62	3.24%
9/16/20	29	\$45,505	(\$970.0	\$7,465C	(\$3,435	\$0.00	(\$3,485)	(\$3,485	37.93%	(\$33.45)	\$678.64	\$468.6	\$1,290C	\$960.0	1.57	\$371.55	\$500.34	\$533.79	3.24%
9/23/20	14	\$40,805	\$4,300C	\$6,965C	(\$2,685	\$0.00	(\$3,935)	(\$820.0	57.14%	\$307.14	\$873.13	\$447.5	\$2,265C	\$700.0	1.86	\$395.36	\$752.50	\$445.36	1.56%
9/30/20	17	\$50,535	\$7,900C	\$4,845C	(\$4,115	\$0.00	(\$2,275	(\$2,275	47.06%	\$42.94	\$605.63	(\$457.2	\$1,540C	\$680.0	4.23	\$305.00	\$608.24	\$565.29	1.90%
10/7/20	17	\$53,700	\$3,165C	\$6,095C	(\$2,930	\$0.00	(\$1,125	(\$1,125	70.59%	\$186.18	\$507.92	(\$586.0	\$985.0	\$670.0	2.94	\$256.76	\$717.06	\$530.88	1.90%
10/14/2	15	\$56,450	\$2,750C	\$5,645C	(\$2,895	\$0.00	(\$2,110	(\$2,110	53.33%	\$183.33	\$705.63	(\$413.5	\$1,860C	\$785.0	3.17	\$267.33	\$523.00	\$339.67	1.68%
10/21/2	13	\$58,365	\$1,915C	\$4,495C	(\$2,580	\$0.00	(\$2,075	(\$1,955	53.85%	\$147.31	\$642.14	(\$430.0	\$1,305C	\$690.0	2.68	\$296.15	\$538.46	\$391.15	1.45%
10/28/2	16	\$59,475	\$1,110C	\$4,365C	(\$3,255	\$0.00	(\$1,620	(\$1,620	56.25%	\$69.38	\$485.00	(\$465.0	\$765.0	\$680.0	3.10	\$283.75	\$465.94	\$396.56	1.79%
11/4/20	12	\$62,960	\$3,485C	\$4,550C	(\$1,065	\$0.00	(\$625.0	(\$625.0	75.00%	\$290.42	\$505.56	(\$355.0	\$910.0	\$440.0	111805	\$253.75	\$649.58	\$359.17	1.34%
11/11/2	14	\$65,935	\$2,975C	\$5,245C	(\$2,270	\$0.00	(\$1,435	(\$1,435	50.00%	\$212.50	\$749.29	(\$324.2	\$950.0	(\$470.0	1.64	\$226.79	\$585.71	\$373.21	1.56%
11/18/2	20	\$68,915	\$2,980C	\$7,290C	(\$4,310	\$0.00	(\$1,965	(\$1,965	65.00%	\$149.00	\$560.77	(\$615.7	\$1,475C	\$710.0	1.78	\$359.50	\$684.75	\$535.75	2.23%
11/25/2	12	\$66,610	(\$2,305	\$3,145C	(\$3,850	\$0.00	(\$2,305	(\$2,305	25.00%	(\$192.0)	\$515.00	(\$427.7	\$685.0	(\$690.0	4.10	\$492.50	\$467.92	\$660.00	1.34%
12/2/20	12	\$67,760	\$1,150C	\$3,825C	(\$2,675	\$0.00	(\$2,535	(\$1,430	50.00%	\$95.83	\$637.50	(\$445.8	\$1,130C	(\$675.0	1.66	\$372.92	\$615.42	\$519.58	1.34%
12/9/20	8	\$69,235	\$1,475C	\$3,210C	(\$1,735	\$0.00	(\$1,835	(\$1,155	50.00%	\$184.38	\$642.00	(\$578.3	\$900.0	(\$675.0	3.16	\$290.00	\$711.88	\$527.50	0.89%
12/16/2	14	\$66,345	(\$2,890	\$2,020C	(\$4,910	\$0.00	(\$3,725	(\$3,725	35.71%	(\$206.4	\$404.00	(\$545.5	\$820.0	(\$785.0	2.17	\$450.71	\$323.93	\$530.36	1.56%
12/23/2	15	\$69,630	\$3,285C	\$5,020C	(\$1,735	\$0.00	(\$2,680	(\$1,735	80.00%	\$219.00	\$418.33	(\$578.3	\$860.0	(\$625.0	1.18	\$228.33	\$632.33	\$413.33	1.68%
12/30/2	10	\$71,030	\$1,400C	\$3,755C	(\$2,355	\$0.00	(\$1,935	(\$1,935	50.00%	\$140.00	\$751.00	(\$471.0	\$1,155C	\$550.0	1.05	\$360.00	\$618.00	\$478.00	1.12%





**\$71,030 PROFIT -- \$6,490 MAX
DRAWDOWN -- THIS RAN EVERY DAY IN
2024 WITH A LITTLE LUNCHTIME ACTION**

42R MODIFIED

▼ Filter 1

Use Filter 1

☒

Start Time 1

🕒 09:40 AM

End Time 1

🕒 11:25 AM

Monday

☒

Tuesday

☒

Wednesday

☒

Thursday

☒

Friday

☒

▼ Filter 2

Use Filter 2

☒

Start Time 2

🕒 12:30 PM

End Time 2

🕒 01:15 PM

Monday

☒

Tuesday

☒

Wednesday

☒

Thursday

☒

Friday

☒

▼ Filter 3

Use Filter 3

☒

Start Time 3

🕒 02:30 PM

End Time 3

🕒 03:45 PM

Monday

☒

Tuesday

☒

Wednesday

☒

Thursday

☒

Friday

☒

▼ Risk

Profit Settings

Scale out at .236 & User Risk:Re... ▼

Risk

1

Reward

3

Breakeven Stop at .236

☒

Risk Per Trade in Dollars

500

Use Max Profit/Loss

☐

▼ **Trailing Stop**

Use Trailing Stop ☒

Trigger in Percent of Full Target ☒

Trailing Stop

Profit Trigger as Percent (decimal)

Trail Frequency

Use 2 Step Trailing Stop ☐

▼ **Parameters**

MaxBarsBetweenPoint

Max Contracts

Sensitivity1

Account Must be Flat to Enter a... ☒

Sensitivity2

Must Sweep #2 ☐